

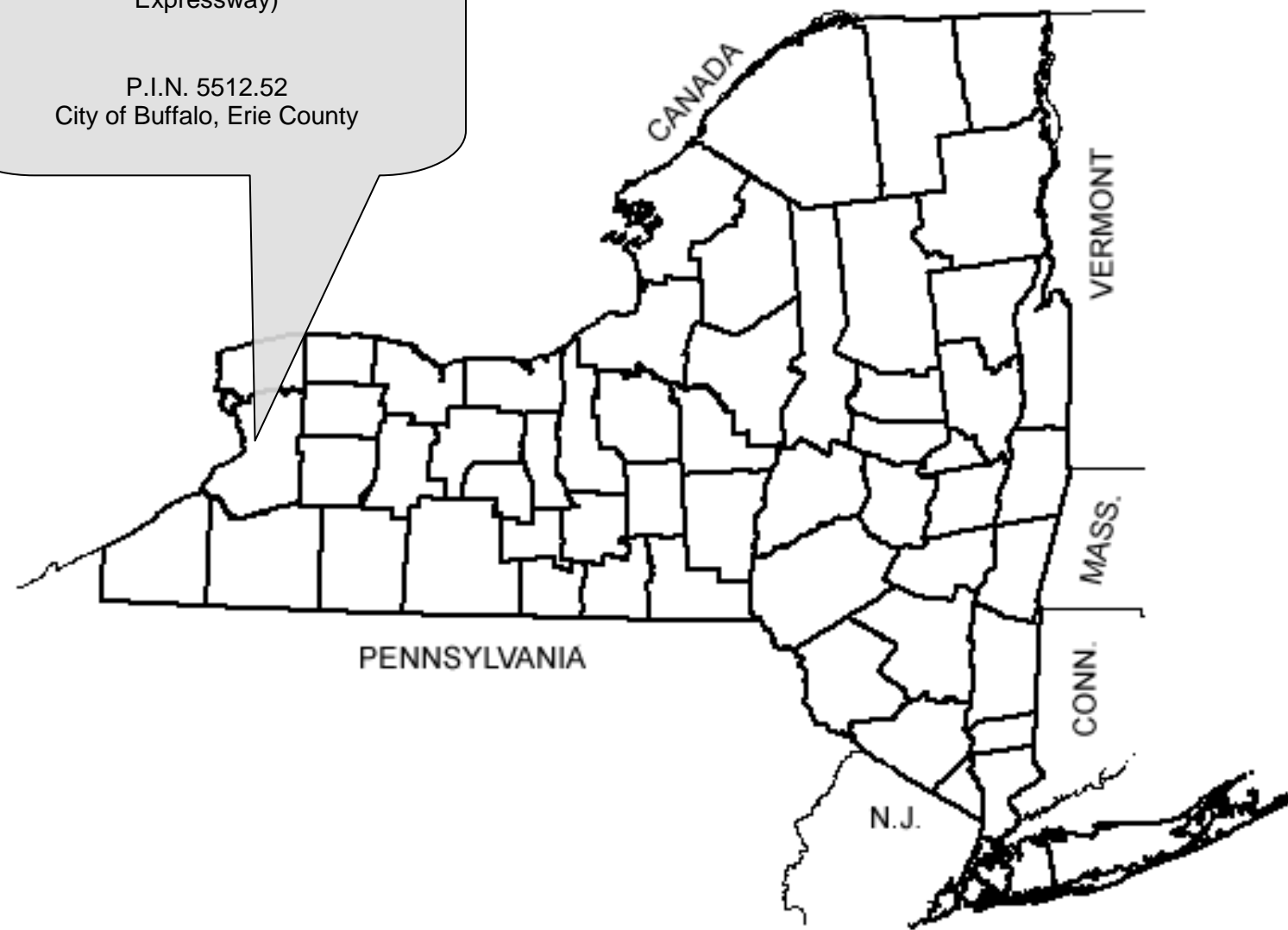
TRANSPORTATION

Appendix A – Typical Sections and Plans

AUGUST 2012

NY Route 33, Kensington Expressway
 (Rev. Dr. Martin Luther King Jr.
 Expressway)

P.I.N. 5512.52
 City of Buffalo, Erie County



PROPOSED

U.S. Department of Transportation Federal Highway Administration




NEW YORK STATE DEPARTMENT OF TRANSPORTATION
 ANDREW M. CUOMO, Governor JOAN MCDONALD, Commissioner

ALIGNMENT		TOPOGRAPHY (MISCELLANEOUS)		UTILITIES	
ABBR.	DESCRIPTION	ABBR.	DESCRIPTION	ABBR.	DESCRIPTION
AH	AHEAD	ABUT	ABUTMENT	E	ELECTRIC
AZ	AZIMUTH	AOBE	AS ORDERED BY ENGINEER	EMH	ELECTRIC MANHOLE
BK	BACK	ASPH	ASPHALT	G	GAS
Ⓞ	BASELINE	BDY	BOUNDARY	GP	GUY POLE
BRG	BEARING	BLDG	BUILDING	GSB	GAS SERVICE BOX (HOUSE LINE)
Ⓒ	CENTERLINE	BM	BENCH MARK	GV	GAS VALVE (MAIN LINE)
CS	CURVE TO SPIRAL	CC	CENTER TO CENTER	HYD	HYDRANT
e	SUPERELEVATION RATE (CROSS SLOPE)	CONC	CONCRETE	LP	LIGHT POLE
EQ	EQUALITY	CONST	CONSTRUCTION	LPG	LOW PRESSURE GAS
EXT	EXTERNAL	CR	COUNTY ROAD	PP	POWER POLE
HCL	HORIZONTAL CONTROL LINE	D	DEED DISTANCE	SA	SANITARY SEWER
HSD	HEADLIGHT SIGHT DISTANCE	DM	DIRECT MEASUREMENT	SMH	SANITARY MANHOLE
L	LENGTH OF CIRCULAR CURVE	DWY	DRIVEWAY	ST	STORM SEWER
LS	LENGTH OF SPIRAL	EP	EDGE OF PAVEMENT	T	TELEPHONE
LVC	LENGTH OF VERTICAL CURVE	ES	EDGE OF SHOULDER	TCB	TRAFFIC CONTROL BOX
E	CENTER CORRECTION OF VERTICAL CURVE	FEE	FEE ACQUISITION	TELBOX	TELEPHONE BOX
M	MAIN LINE	FEE WO/A	FEE ACQUISITION WITHOUT ACCESS	TEL P	TELEPHONE POLE
PC	POINT OF CURVATURE	FP	FENCE POST	TMH	TELEPHONE MANHOLE
PI	POINT OF INTERSECTION	FD	FOUNDATION	CTV	CABLE TELEVISION
POL	POINT ON LINE	FL	FENCE LINE	W	WATER
PSD	PASSING SIGHT DISTANCE	GAR	GARAGE	WSB	WATER SERVICE BOX (HOUSE LINE)
PT	POINT OF TANGENT	GR	GRAVEL	WV	WATER VALVE (MAIN LINE)
PVC	POINT OF VERTICAL CURVE	HO	HOUSE	SUBSURFACE EXPLORATION	
PVI	POINT OF VERTICAL INTERSECTION	HWY	HIGHWAY		
PVT	POINT OF VERTICAL TANGENT	IP	IRON PIN OR IRON PIPE	ABBR.	DESCRIPTION
R	RADIUS	MB	MAILBOX	REPLACE ABBREVIATION "AB" WITH:	
SC	SPIRAL TO CURVE	MON	MONUMENT	AH	HAND AUGER
SSD	STOPPING SIGHT DISTANCE	N&W	NAIL AND WASHER	CP	CONE PENETROMETER
ST	SPIRAL TO TANGENT	OG	ORIGINAL GROUND	DA	2 1/4 INCHES CASSED DRILL HOLE
STA	STATION	O/H	OVERHEAD	DM	DRILLING MUD
T	TANGENT LENGTH	P	PARCEL	DN	4 INCHES CASSED DRILL HOLE
TGL	THEORETICAL GRADE LINE	PAV'T	PAVEMENT	FH	HOLLOW FLIGHT AUGER
TS	TANGENT TO SPIRAL	PE	PERMANENT EASEMENT	PA	POWER AUGER
VC	VERTICAL CURVE	PED POLE	PEDESTRIAN POLE	PH	PROBE
TOPOGRAPHY (DRAINAGE)		P	PROPERTY LINE	PT	PERCOLATION TEST HOLE
		POR	PORCH	RP	1 INCH SAMPLER (RETRACTABLE PLUG)
BB	BOTTOM OF BANK (STREAM)	RR	RAILROAD	SP	SEISMIC POINT
BC	BOTTOM OF CURB	RTE	ROUTE	TP	TEST PIT
BO	BOTTOM OF OPENING	ROW	RIGHT OF WAY	ABBREVIATION "C" IN CATAGORIES: DA, DM, DN, AND FH WITH:	
CAP	CORRUGATED ALUMINUM PIPE	RW	RETAINING WALL	B	BRIDGE
CB	CATCH BASIN	SH	STATE HIGHWAY	C	CUT
CIP	CAST IRON PIPE	SHLDR	SHOULDER	D	DAM
Ⓒ STRM	CENTERLINE OF STREAM	SPK	SPIKE	F	FILL
CMP	CORRUGATED METAL PIPE	ST	STREET	K	CULVERT
CP	CONCRETE PIPE	STK	STAKE	W	WALL
CSP	CORRUGATED STEEL PIPE	STY	STORY	X	TO BE USED IF ONE OF THE ABOVE CANNOT BE DEFINED AT THE TIME THE EXPLORATION IS MADE
CULV	CULVERT	SW	SIDEWALK		
DIA	DIAMETER	TE	TEMPORARY EASEMENT		
DMH	DRAINAGE MANHOLE	TO	TEMPORARY OCCUPANCY		
DS	DRAINAGE STRUCTURE PIPE	U/G	UNDERGROUND		
D'XING	DITCH CROSSING	WW	WING WALL		
EHW	EXTREME HIGH WATER				
EL	ELEVATION				
ELEV	ELEVATION				
ELW	EXTREME LOW WATER				
ES	END SECTION				
HW	HEADWALL				
INV	INVERT				
MH	MANHOLE				
MHW	MEAN HIGH WATER				
OHW	ORDINARY HIGH WATER				
OLW	ORDINARY LOW WATER				
RCP	REINFORCED CONCRETE PIPE				
SICPP	SMOOTH INTERIOR CORRUGATED POLYETHYLENE PIPE				
TB	TOP OF BANK (STREAM)				
TC	TOP OF CURB				
TG	TOP OF GRATE				
VCP	VITRIFIED CLAY PIPE				

STANDARD SYMBOL (PLANS)	ITEM PAYMENT UNIT; ESTIMATE OF QUANTITIES SHEET	EQUIVALENT NOMENCLATURE; (SPECS/PROPOSAL)
"	-	INCHES
'	LF	LINEAR FEET
mi	MI	MILES
ft ²	SF	SQUARE FEET
YD ²	SY	SQUARE YARD
AC	AC	ACRES
YD ³	CY	CUBIC YARD
GAL	GAL	GALLON
lb	LB	POUND
TON	TON	TON

INDEX		TOTAL NUMBER OF SHEETS
SHEET NUMBER	DESCRIPTION	DRAWING NUMBER
	TITLE SHEET	COVER
	INDEX AND ABBREVIATIONS	INDEX
	LEGEND, LINE AND POINT SYMBOLOLOGY	LEG-01 TO LEG-02
ALTERNATE A		
	EXISTING CORRIDOR SECTION	TS-A.01
ALTERNATE B		
	TYPICAL SECTION	TS-B.01
	GENERAL PLAN	GP-B
	ROADWAY PLANS	PL-B.01 TO PL-B.12
SUB-ALTERNATE B1		
	STRUCTURAL DRAWING	ST-B1.01
	ROADWAY PLAN	PL-B1.01
SUB-ALTERNATE B2		
	TYPICAL SECTION	TS-B2.01
ALTERNATE C		
	STRUCTURAL DRAWINGS	ST-C.01 TO ST-C.05
	GENERAL PLAN	GP-C
	ROADWAY PLANS	PL-C.01 TO PL-C.12
SUB-ALTERNATE C1		
	ROADWAY PLAN	PL-C1.01
ALTERNATE D		
	TYPICAL CROSS SECTIONS	CS-1 TO CS-3
	GENERAL PLAN	GP-D1
	ROADWAY PLANS	PLN-1 TO PLN-15
	GENERAL PLAN (TOP)	GP-D1
	ROADWAY PLANS (TOP)	PLN-1 TO PLN-15
	ROADWAY PROFILES	PRO-BA1 TO PRO-W15
ALTERNATE D1		
	ROADWAY PLANS	PLN-1 TO PLN-15
	ROADWAY PLANS (TOP)	PLN-1 TO PLN-15
ALTERNATE E		
	TYPICAL SECTION	TS-E.01
	GENERAL PLAN	GP-E
	ROADWAY PLANS	PL-E.01 TO PL-E.12
	ROADWAY PROFILES	PR-E.01 TO PR-E.12
SUB-ALTERNATE E1		
	GENERAL PLAN	GP-E1
	ROADWAY PLANS	PL-E1.01 TO PL-E1.12

PIN	BRIDGES	CULVERTS	ALL DIMENSIONS IN ft UNLESS OTHERWISE NOTED	CONTRACT NUMBER	 DRAWING NO. IND-01 SHEET NO.
PS&E DATE			INDEX AND ABBREVIATIONS		
COUNTY:					

ALIGNMENT			LANDSCAPE			ROADWAY			UTILITIES		
STYLE	NAME	DESCRIPTION	STYLE	NAME	DESCRIPTION	STYLE	NAME	DESCRIPTION	STYLE	NAME	DESCRIPTION
	AC	CONTROL (CENTERLINE)		LABL	AREA, BRUSH LINE		RCZ_P	CLEAR ZONE		UC	CONDUIT, UNDERGROUND
	AD_P	DETOUR		LAHR	AREA, HEDGE ROW		RG	GUIDE RAIL, MISCELLANEOUS		UCH	CONDUIT, HANGING
	AT_P	TRANSITION CONTROL		LAPB	AREA, PLANTING BED		RGB	GUIDE RAIL, BOX BEAM		UCO	CONDUIT, OVERHEAD
BRIDGE				LAWA	AREA, WOODED AREA OUTLINE		RGBM	GUIDE RAIL, BOX BEAM, MEDIAN		UE	ELECTRIC LINE, UNDERGROUND
	BR	RAIL		LAWL	AREA, WATERS EDGE		RGC	GUIDE RAIL, CABLE		UEH	ELECTRIC LINE, HANGING
	BSHT	SHEET PILING		LCUT_P	CUT LIMIT		RGCB	GUIDE RAIL, CONCRETE BARRIER		UEO	ELECTRIC LINE, OVERHEAD
CONTROL				LFILL_P	FILL LIMIT		RGP_P	GUIDE POST		UETO	ELECTRIC TRANSMISSION, OVERHEAD
	CB	BASELINE		LFNC	FENCE		RGW	GUIDE RAIL, W BEAM		UESS	ELECTRIC, SUBSTATIONS
	CBPR	BASELINE, PROJECTION		LTRC	TREE ROW, CONIFEROUS		RGWM	GUIDE RAIL, W BEAM, MEDIAN		UF0	FIBER OPTIC, UNDERGROUND
DRAINAGE				LTRD	TREE ROW, DECIDUOUS		RPB	PARKING BUMPER		UF0H	FIBER OPTIC, HANGING
	DCP	CULVERT PIPE		LWH	WALL, H PILE		RRC	RAIL ROAD, CATENARY		UF00	FIBER OPTIC, OVERHEAD
	DCP_P	CULVERT PIPE (DIR)		LWR	WALL, RETAINING		RRER	RAIL ROAD, 3RD RAIL		UG	GAS, UNDERGROUND
	DDG_P	DITCH, GRASS LINED		LWS	WALL, STONE		RRPLS_P	RAIL, PHOTO, LARGE SCALE		UGH	GAS, HANGING
	DDP_P	DITCH, PAVED INVERT	ROW MAPPING				RRPSS	RAIL, PHOTO, SMALL SCALE		UIC	INFORM CABLE, UNDERGROUND
	DDS_P	DITCH, STONE LINED		MDL	DEED LINE		RRS	RUMBLE STRIP		UICH	INFORM CABLE, HANGING
	DFL_P	FLOW LINE		MEE	EASEMENT, EXISTING		RRSL_S_P	RAIL, SURVEY, LARGE SCALE		UO	OIL LINE, UNDERGROUND
	DSSD	SLOTTED DRAIN		MEP_P	EASEMENT, PERMANENT		RRSSS	RAIL, SURVEY, SMALL SCALE		UOH	OIL LINE, HANGING
ENVIRONMENTAL				MEPA_P	EASEMENT, PERMANENT, APPROX.	SIGNS				UPBP	POLE, BRACE, PUSH BRACE
	EBLHS	BALE, STRAW		MET_P	EASEMENT, TEMPORARY		SBLB	BILLBOARDS		USA	SANITARY SEWER, UNDERGROUND
	ECT	CURTAIN, TURBIDITY		META_P	EASEMENT, TEMPORARY, APPROX.		SM	MULTIPLE POST		USAH	SANITARY SEWER, HANGING
	EDMC	DAM, COFFER TYPE		MF_P	FEE ACQUISITION, W/ ACCESS		SSO	STRUCTURE, OVERHEAD		USAF	SANITARY SEWER, FORCE MAIN, UGND
	EDMEC_P	DAM, EARTHEN, CHECK		MFA_P	FEE ACQUISITION, APPROXIMATE		SSOC	STRUCTURE, OVHD. CANTILEVER		USAFH	SANITARY SEWER, FORCE MAIN, HANG
	EDMPC_P	DAM, PREFAB, CHECK		MFWO_P	FEE ACQUISITION, W/O ACCESS	STRIPING				UT	TELEPHONE, UNDERGROUND
	EDMSC_P	DAM, STONE, CHECK		MHA	HISTORICAL, ACQUISITION		STB	BROKEN LINE		UTH	TELEPHONE, HANGING
	EFNS	FENCE, SILT		MHB	HIGHWAY BOUNDARY		STDB	DOUBLE BROKEN LINE		UTO	TELEPHONE, OVERHEAD
	EFNSV	FENCE, SILT & VEGETATION		MHBA	HIGHWAY BOUNDARY, APPROX.		STDL	DOTTED LINE LONG		UTV	CABLE TV, UNDERGROUND
	EFNV	FENCE, VEGETATION		MHBW	HWY BOUNDARY, FACE OF WALL		STDS	DOTTED LINE SHORT		UTVH	CABLE TV, HANGING
	EWAA_P	WETLAND, ADJACENT AREA		MHBWOA	HIGHWAY BOUNDARY, W/O ACCESS		STFB	FULL BARRIER LINE		UTVO	CABLE TV, OVERHEAD
	EFW	WETLAND, FEDERAL		MJC	JURISDICTION, CITY		STFH	HATCH LINE		UUU	UNKNOWN, UNDERGROUND
	EFWS	WETLAND, FEDERAL AND STATE		MJC	JURISDICTION, COUNTY		STPB	PARTIAL BARRIER LINE		UUH	UNKNOWN, HANGING
	EWM	WETLAND, MITIGATION AREA		MJHD	JURISDICTION, HISTORIC DISTRICT		STRCT	ROUNDABOUT, CAT TRACKS		UUO	UNKNOWN, OVERHEAD
	EWS	WETLAND, STATE		MJLL	JURIS., (GREAT, MILITARY) LOT LINE		STRYL	ROUNDABOUT, YIELD LINE		UW	WATER LINE, UNDERGROUND
				MJN	JURISDICTION, NATION		STSB	STOP BAR		UWH	WATER LINE, HANGING
				MJPB	JURISDICTION, PUBLIC LANDS		STSE	SOLID, EDGE		UWO	WATER LINE, OVERHEAD
				MJS	JURISDICTION, STATE		STXL	X WALK, LADDER LINE			
				MJT	JURISDICTION, TOWN						
				MJV	JURISDICTION, VILLAGE						
				MPL	PROPERTY LOT LINE						
				MPLA	PROPERTY LOT LINE, APPROXIMATE						
				MSL	SUB LOT LINE						

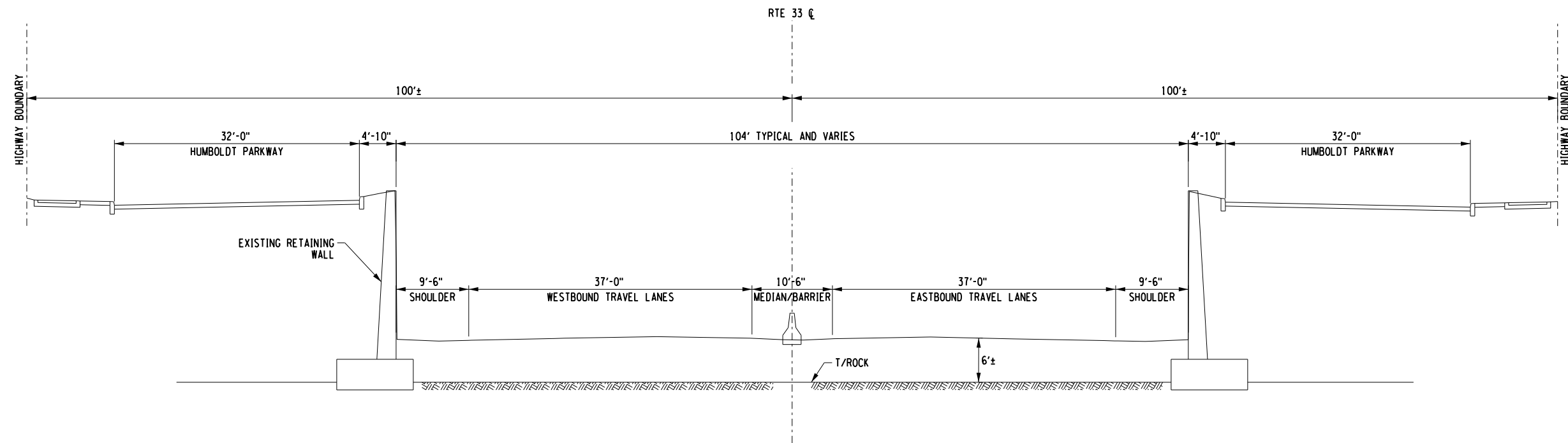
- THE LEGEND ILLUSTRATES MAPPING FEATURES (EXISTING AND PROPOSED).
- FEATURES ARE SHOWN AS EITHER LINEAR (ROADWAY GUIDERAIL, ROADWAY SIDEWALK, UTILITY LINES, ETC.) OR POINT (SIGN, UTILITY POLE, ETC.).
- FEATURES SHOWN ON THE LEGEND AS EXISTING FEATURES ALSO HAVE CORRESPONDING PROPOSED FEATURES.
- PROPOSED FEATURE SYMBOLOGY IS IDENTICAL TO EXISTING FEATURE SYMBOLOGY EXCLUDING LINE WEIGHT. LINE WEIGHT FOR PROPOSED FEATURES IS THICKER (0.015 in ON B SIZE DRAWINGS).
- MAPPING FEATURES NOT INCLUDED ON THE LEGEND SHEET DO NOT HAVE A UNIQUE SYMBOLOGY (SUCH AS THE PAVEMENT EDGE, PAVEMENT EDGE OF TRAVEL WAY) AND SHOULD BE LABELED ON THE PLANS.
- FEATURES SHOWN AT THE HEAVIER WEIGHT ARE PROPOSED ONLY AND DO NOT HAVE CORRESPONDING EXISTING FEATURES.

PIN	BRIDGES	CULVERTS	ALL DIMENSIONS IN FT UNLESS OTHERWISE NOTED	CONTRACT NUMBER	LEGEND, LINE SYMBOLOGY	DRAWING NO. LEG-01 SHEET NO.
PS&E DATE						
COUNTY:						

ALIGNMENT			DRAINAGE			ITS			ROW MAPPING			SIGNS			UTILITIES		
CELL	NAME	DESCRIPTION	CELL	NAME	DESCRIPTION	CELL	NAME	DESCRIPTION	CELL	NAME	DESCRIPTION	CELL	NAME	DESCRIPTION	CELL	NAME	DESCRIPTION
⊗	ACC	CENTER OF CURVATURE	+	DINV	INVERT	⊕	IANT P	ANTENNAS	⊕	MDL1P	DEED LINE, TYPE 1	⊕	S	SINGLE POST	⊕	UEB	ELECTRIC, BOX
+	ACOGO	COGO	▨	DS	STRUCTURE, RECTANGULAR	⊕	IASCTS	ACCOU. SPEED/COUNT SNSR.S	⊕	MDL2P	DEED LINE, TYPE 2	⊕	S.P	SINGLE POST, PROPOSED	⊕	UEM	ELECTRIC, METER
⊙	ACS	CURVE TO SPIRAL	+	DSI	STRUCTURE, INVERT	⊕	ICABPAD	CABINET & PAD	⊕	MDL3P	DEED LINE, TYPE 3	⊕	SB.P	BACK TO BACK, PROPOSED	⊕	UEMH	ELECTRIC, MANHOLE
△	ADPI.P	DETOUR, POINT OF INTERSECT.	⊕	DSM	STRUCTURE, MANHOLE	⊕	ICCTV	CCTV SITE	⊕	MDL4P	DEED LINE, TYPE 4	⊕	SDEL	DELINEATORS	⊕	UEPT	ELECTRIC, POLE, TRANS.
⊙	ADPL.P	DETOUR, POINT ON LINE	⊕	DSMTXX.P	STRUCTURE, MANHOLE, TYPE "XX" "XX" = 48, 60, 72, 96	⊕	ICDPD	CDPD TRANSCEIVER	⊕	MDL5P	DEED LINE, TYPE 5	⊕	SPM	PARKING METER	⊕	UGM	GAS, METER
⊙	AEQN	EQUATION	⊕	DSR	STRUCTURE, ROUND	⊕	ICELLT	CELL PHONE TOWER	⊕	MEEP	EASEMENT, EXISTING	⊕	SRM	REFERENCE MARKERS	⊕	UGMH	GAS, MANHOLE
⊕	AEQNAHD	EQUATION AHEAD	⊕	DST"X"CB P	STRUCTURE, RECT., WITH CURB TYPE "X" "X" = F, G, N, O, P, R	⊕	ICJB	CONDUIT JACK OR BORING	⊕	MEPAP.P	EASEMENT, PERM., APPROX.	⊕	SRSC3	SHLD, CTY, 123 DIG.	⊕	UGLM	GAS, LINE MARKER
⊕	AEQNBK	EQUATION BACK	⊕	DST"X" P	STRUCTURE, RECT., TYPE "X" "X" = I, K, L, M, O, P, U	⊕	ICNTLCAB	CONTROLLER CABINET	⊕	MEPP.P	EASEMENT, PERM., BACK LINE	⊕	SRSC4	SHLD, CTY, 4 DIG.	⊕	UGP	GAS/FUEL PUMP
⊕	AEVT	EVENT STATION	ENVIRONMENTAL			⊕	ICPB	COMMUNICATION PULL BOX	⊕	MEPSP.P	EASEMENT, PERM., SHAPE	⊕	SRSC2	SHLD, CTY TOUR, 1-2 DIG.	⊕	UGV	GAS, VALVE
⊕	APC	POINT OF CURVATURE				⊕	ICTD	CONDUIT TURNING DOWN	⊕	MFAP.P	FEE ACQUISITION, APPROX.	⊕	SRSC4	SHLD, CTY TOUR, 3-4 DIG.	⊕	UGVT	GAS, VENT
⊕	APCC	POINT OF COMPOUND CURVATURE	⊕	ICVTRT	COMM. VEH. ROAD TRANSCEIVER	⊕	MFSP.P	FEE ACQUISITION, SHAPE	⊕	SRSI	SHLD, INTERSTATE	⊕	SRSN2	SHLD, NATIONAL, 2 DIG.	⊕	ULP	LIGHTING, POLE
△	API	POINT OF INTERSECTION	⊕	IDEFAULT	DEFAULT	⊕	MHBAP	HIGHWAY BNDRY., APPROX.	⊕	SRSN3	SHLD, NATIONAL, 3 DIG.	⊕	SRSN3	SHLD, NATIONAL, 3 DIG.	⊕	ULPP	LIGHTING, POLE, PED.
△	APOB	POINT OF BEGINNING	⊕	IEZR	E-ZPASS READER	⊕	MHBCP	HISTORICAL, BLDG. CORNERS	⊕	SRSS2	SHLD, STATE, 2 DIG.	⊕	SRSS2	SHLD, STATE, 2 DIG.	⊕	UMFC	MISC. FILLER CAP
⊙	APOC	POINT OF CURVATURE	⊕	IEZTR	TRANSMITTAL READER	⊕	MHBP	HIGHWAY BNDRY, PT.	⊕	SRSS3	SHLD, STATE, 3 DIG.	⊕	SRSS3	SHLD, STATE, 3 DIG.	⊕	UOLM	OIL, LINE MARKER
△	APOE	POINT OF END	⊕	IFXCAB	FIBER OPTIC X-CONNECT CABINET	⊕	MJCP	PT., JURIS. CITY	⊕	SRSS4	SHLD, STATE, 4 DIG.	⊕	SRSS4	SHLD, STATE, 4 DIG.	⊕	UP	POLE, WITH UTILITY
⊙	APOL	POINT ON LINE	⊕	IFUSSPL	FUSION SPLICE	⊕	MPBC	PT., BUILDING CORNER	⊕	TRAFFIC CONTROL			⊕	UPD	POLE, DEAD (NO UTILITY)		
⊙	APOS	POINT ON SPIRAL	⊕	IHARADV	HAR ADVISORY SIGN	⊕	MPCC	PT., CROSS CUT	⊕				TCBJ	BOX, JUNCTION	⊕	UPL	POLE, WITH LIGHT
⊙	APOT	POINT ON TANGENT	⊕	IHARST	HAR SITE	⊕	MPDH	PT., DRILL HOLE	⊕	TCBP	BOX, PULL BOX	⊕	USMH	SANITARY SEWER MANHOLE			
△	APOVC	POINT ON VERTICAL CURVE	⊕	ILC	LOAD CENTER	⊕	MPF	PT., FENCE LOCATION	⊕	TCBS	BOX, SPLICE	⊕	UTB	TELEPHONE, BOOTH			
△	APOVT	POINT ON VERTICAL TANGENT	⊕	IMECSPL	MECHANICAL SPLICE	⊕	MPIP	PT., IRON PIPE	⊕	TCMC	MICROCOMPUTER CABINET	⊕	UTLM	TELEPHONE, LINE MARKER			
Y	APORC	POINT ON REVERSE CURVE	⊕	IMSCS	PORT. SPEED & COUNT SENSOR	⊕	MPIR	PT., IRON ROD	⊕	TCPP	PED POLE	⊕	UTMH	TELEPHONE, MANHOLE			
⊕	APT	POINT OF TANGENCY	⊕	IMSCS	MICRO SPEED & COUNT SENSOR	⊕	MPM	PT., MONUMENT	⊕	TCSH	SIGNAL HEADS	⊕	UTVLM	CABLE TV, LINE MARKER			
⊕	APVC	POINT OF VERTICAL CURVATURE	⊕	IMT	MICROWAVE TRANSCEIVER	⊕	MPMM	PT., MONUMENT, MISC.	⊕	TCSP	SIGNAL POLE	⊕	UTVPB	CABLE TV, PULL BOX			
△	APVCC	POINT OF VERT. CMPND CURVE	⊕	IOVHMS	PERM. OVERHEAD VMS	⊕	MPN	PT., NAIL	⊕	TRAFFIC WORK ZONE			⊕	UUB	UNKNOWN, BOX		
⊕	APVI	POINT OF VERT. INTERSECTION	⊕	IPASCS	PORT. ACCOU. SPD & CNT. SENSOR	⊕	MPRS	PT., RAILROAD SPIKE	⊕				TWZAP.P	ARROW PANEL	⊕	UUB	UNKNOWN, BOX
△	APVRC	POINT OF VERT. REVERSE CURVE	⊕	IPEDS	PEDESTRIAN SIGNAL HEAD	⊕	MPST	PT., SPIKE	⊕	TWZAPC.P	ARROW PANEL, CAUTION MODE	⊕	UUMH	UNKNOWN, MANHOLE			
⊕	APVT	POINT OF VERTICAL TANGENCY	⊕	IPSS	PAVEMENT SURFACE SENSOR	⊕	MPTW	PT., TREE W/ WIRE	⊕	TWZAPT.P	ARROW PANEL, TRAILER OR SUPPORT	⊕	UUPB	UNKNOWN, PULL BOX			
⊕	ASC	SPIRAL TO CURVE	⊕	IPVMS	PERM. VMS	⊕	MPWL	PT., WALL LOCATION	⊕	TWZBDC.P	BARRICADE (TYPE III)	⊕	UUVL	UNKNOWN, VALVE			
△	ASPI	SPIRAL POINT OF INTERSECTION	⊕	IRWIS	RDWY WEATHER INFO. SENSOR	⊕	ROW ACQUISITION			⊕	TWZBDC.P	BARRICADE (TYPE III)	⊕	UUVT	UNKNOWN, VENT		
⊙	ASTS	SPIRAL TO SPIRAL	⊕	ISP	SOLAR PANEL	⊕				MFS.P.T	FEE ACQUISITION	⊕	TWZCMS.P	CHANGEABLE MESSAGE SIGN (PVMS)	⊕	UUVT	UNKNOWN, VENT
⊗	AST	SPIRAL TO TANGENT	⊕	ISST	SPREAD SPECT. TRANSCEIVER	⊕	MEPS.P.T	EASEMENT, PERMANENT	⊕	TWZFLG.P	FLAGGER	⊕	UUVT	UNKNOWN, VENT			
⊗	ATS	TANGENT TO SPIRAL	⊕	ITDB	TELEPHONE DEMARCATION BLK	⊕	METS.P.T	EASEMENT, TEMPORARY	⊕	TWZFT.P	FLAG TREE	⊕	UUVT	UNKNOWN, VENT			
△	AVEVT	VERTICAL EVENT POINT	⊕	ITP	SUBSURFACE TEMP. PROBE	⊕	METS.P.T	OCCUPANCY, TEMPORARY	⊕	TWZIA.P	IMPACT ATTENUATOR / CRASH CUSHION (TEMPORARY)	⊕	UUVT	UNKNOWN, VENT			
⊙	AVHIGH	VERTICAL HIGH POINT	⊕	IVTRT	VEHICLE TO ROWY TRANSCEIVER	⊕	MFS.P.T	FEE ACQUISITION W/O ACCESS	⊕	TWZLUM.P	LUMINAIRE (TEMPORARY)	⊕	UUVT	UNKNOWN, VENT			
⊙	AVLOW	VERTICAL LOW POINT	⊕	IWIMD	WEIGHT IN MOTION DETECTOR	⊕	ROADWAY			⊕	TWZLUM.P	LUMINAIRE (TEMPORARY)	⊕	UUVT	UNKNOWN, VENT		
BRIDGE			⊕	IWVR	WIRELESS VIDEO REPEATER	⊕				RES P	ELEVATION, SPOT	⊕	TWZSDT.P	SYMBOL, DIRECTION OF TRAFFIC	⊕	UUVT	UNKNOWN, VENT
			⊕	IWVRC	WIRELESS VIDEO RECEIVER	⊕	RGA	GUIDE RAIL, ANCHOR	⊕	TWZSDT.P	SYMBOL, DIRECTION OF TEMPORARY TRAFFIC DETOUR	⊕	UUVT	UNKNOWN, VENT			
⊕	BSC	BRIDGE, SCUPPER	⊕	IWVTT	WIRELESS VIDEO TRANSMITTER	⊕	RGP	GUIDE POST, SINGLE	⊕	TWZSGN.P	SIGN (TEMPORARY)	⊕	UUVT	UNKNOWN, VENT			
CONTROL			⊕	LWVP	TREE, WELL OR WALL	⊕	ROADWAY			⊕	TWZSIG.P	SIGNAL, TRAFFIC OR PEDESTRIAN (TEMPORARY)	⊕	UUVT	UNKNOWN, VENT		
			⊕	LUKP	UNKNOWN POINT	⊕				TWZWL.P	WARNING LIGHT	⊕	UUVT	UNKNOWN, VENT			
△	CBP	BASELINE, POINT	1. THE LEGEND ILLUSTRATES MAPPING FEATURES (EXISTING AND PROPOSED). 2. FEATURES ARE SHOWN AS EITHER LINEAR (ROADWAY GUIDERAIL, ROADWAY SIDEWALK, UTILITY LINES, ETC.) OR POINT (SIGN, UTILITY POLE, ETC.). 3. FEATURES SHOWN ON THE LEGEND AS EXISTING FEATURES ALSO HAVE CORRESPONDING PROPOSED FEATURES. 4. PROPOSED FEATURE SYMBOLOGY IS IDENTICAL TO EXISTING FEATURE SYMBOLOGY EXCLUDING LINE WEIGHT. LINE WEIGHT FOR PROPOSED FEATURES IS THICKER (0.015 in ON B SIZE DRAWINGS). 5. MAPPING FEATURES NOT INCLUDED ON THE LEGEND SHEET DO NOT HAVE A UNIQUE SYMBOLOGY (SUCH AS THE PAVEMENT EDGE, PAVEMENT EDGE OF TRAVEL WAY) AND SHOULD BE LABELED ON THE PLANS. 6. FEATURES SHOWN AT THE HEAVIER WEIGHT ARE PROPOSED ONLY AND DO NOT HAVE CORRESPONDING EXISTING FEATURES.			⊕	RES P	ELEVATION, SPOT	⊕	TWZWV.P	WORK VEHICLE	⊕	UUVT	UNKNOWN, VENT			
⊙	CBPOL	BASELINE, POINT ON LINE				⊕	RGA	GUIDE RAIL, ANCHOR	⊕	TWZWV.P	WORK VEHICLE	⊕	UUVT	UNKNOWN, VENT			
⊕	CBSP	BASELINE, SPUR POINT				⊕	RGP	GUIDE POST, SINGLE	⊕	TWZWV.P	WORK VEHICLE	⊕	UUVT	UNKNOWN, VENT			
⊕	CBTP	BASELINE, TIE POINT				⊕	ROADWAY			⊕	TWZWV.P	WORK VEHICLE	⊕	UUVT	UNKNOWN, VENT		
⊕	CPBM	BENCHMARK				⊕				TWZWV.P	WORK VEHICLE	⊕	UUVT	UNKNOWN, VENT			
⊕	CPH	POINT, HORIZ. PHOTOGRAMMETRY				⊕	TWZWV.P	WORK VEHICLE	⊕	TWZWV.P	WORK VEHICLE	⊕	UUVT	UNKNOWN, VENT			
⊕	CPSM	POINT, SURVEY MARKER, PERM.	⊕	TWZWV.P	WORK VEHICLE	⊕	TWZWV.P	WORK VEHICLE	⊕	UUVT	UNKNOWN, VENT						
⊕	CPSV	POINT, VERT., PHOTOGRAMMETRY	⊕	TWZWV.P	WORK VEHICLE	⊕	TWZWV.P	WORK VEHICLE	⊕	UUVT	UNKNOWN, VENT						

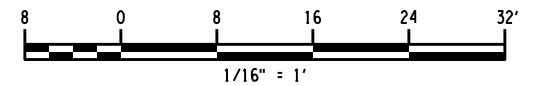
- THE LEGEND ILLUSTRATES MAPPING FEATURES (EXISTING AND PROPOSED).
- FEATURES ARE SHOWN AS EITHER LINEAR (ROADWAY GUIDERAIL, ROADWAY SIDEWALK, UTILITY LINES, ETC.) OR POINT (SIGN, UTILITY POLE, ETC.).
- FEATURES SHOWN ON THE LEGEND AS EXISTING FEATURES ALSO HAVE CORRESPONDING PROPOSED FEATURES.
- PROPOSED FEATURE SYMBOLOGY IS IDENTICAL TO EXISTING FEATURE SYMBOLOGY EXCLUDING LINE WEIGHT. LINE WEIGHT FOR PROPOSED FEATURES IS THICKER (0.015 in ON B SIZE DRAWINGS).
- MAPPING FEATURES NOT INCLUDED ON THE LEGEND SHEET DO NOT HAVE A UNIQUE SYMBOLOGY (SUCH AS THE PAVEMENT EDGE, PAVEMENT EDGE OF TRAVEL WAY) AND SHOULD BE LABELED ON THE PLANS.
- FEATURES SHOWN AT THE HEAVIER WEIGHT ARE PROPOSED ONLY AND DO NOT HAVE CORRESPONDING EXISTING FEATURES.


COUNTY:	PIN	BRIDGES	CULVERTS	ALL DIMENSIONS IN FT UNLESS OTHERWISE NOTED	CONTRACT NUMBER
	PS&E DATE			LEGEND, POINT SYMBOLOGY	DRAWING NO. LEG-02 SHEET NO.

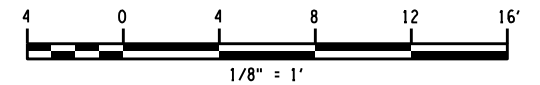
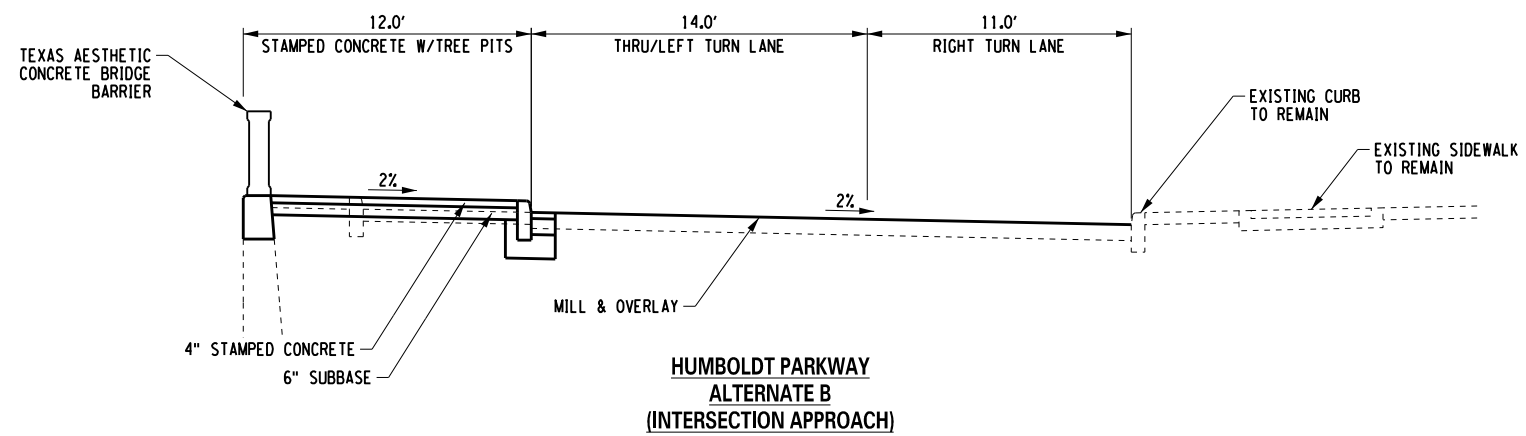
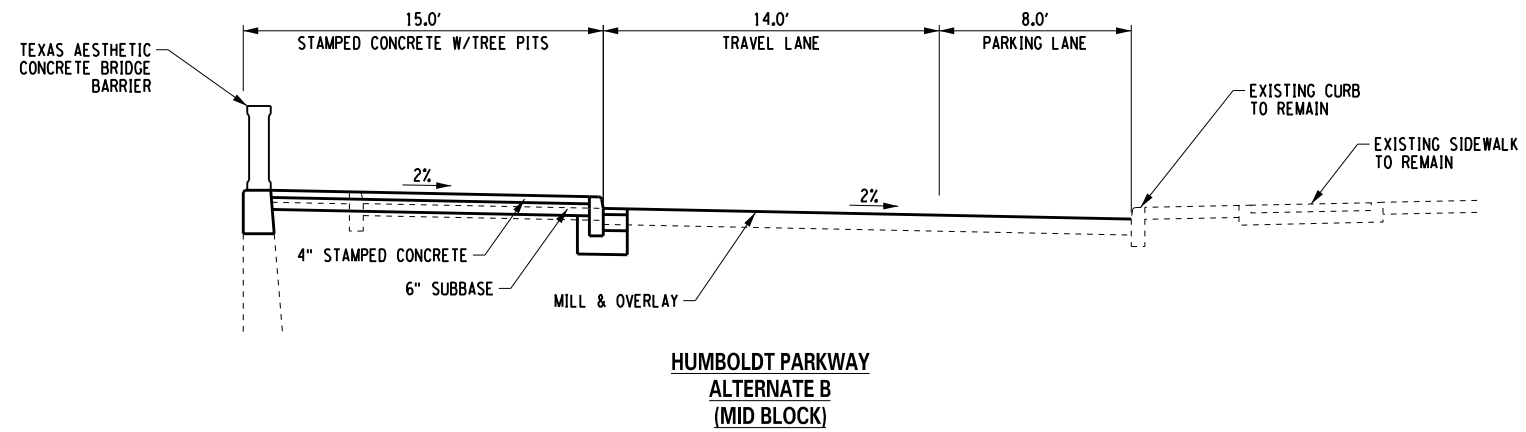


EXISTING CORRIDOR SECTION

PREPARED BY: ON:	ALTERED BY: ON:
NOTES: 1. DIMENSIONS SHOWN ARE FROM RECORD PLANS.	
AS BUILT REVISIONS DESCRIPTION OF WORK:	
SIGNATURE	DATE
DOCUMENT NAME: 551252.cph.typ.AltA.dgn	



COUNTY:	PIN PS&E DATE	BRIDGES CULVERTS	ALL DIMENSIONS IN FT UNLESS OTHERWISE NOTED EXISTING CORRIDOR SECTION ALTERNATE A	CONTRACT NUMBER	
				DRAWING NO. TS-A.01 SHEET NO.	



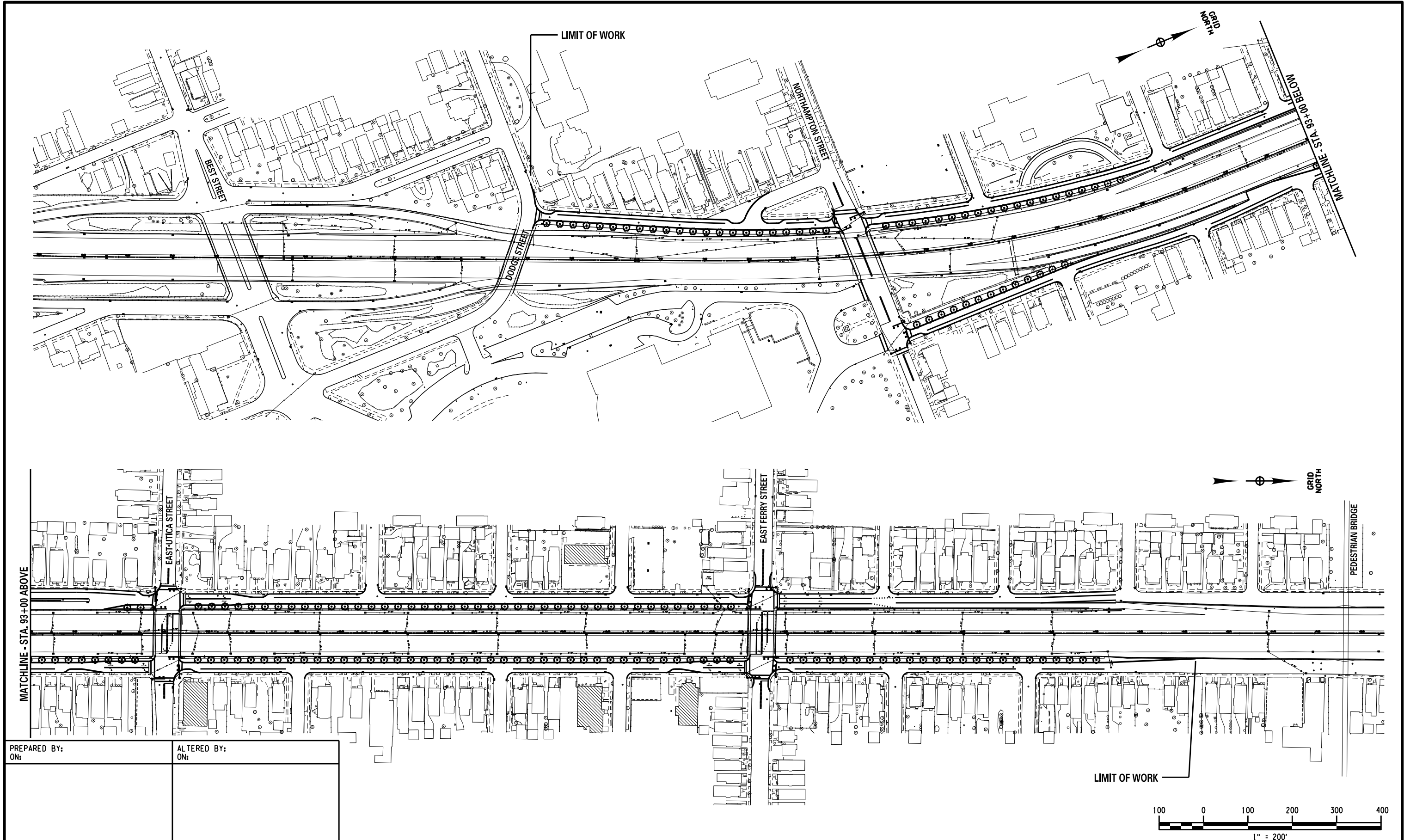
PREPARED BY: ON:	ALTERED BY: ON:

AS BUILT REVISIONS DESCRIPTION OF WORK:		PIN	BRIDGES	CULVERTS	ALL DIMENSIONS IN FT UNLESS OTHERWISE NOTED	CONTRACT NUMBER	
SIGNATURE	DATE	PS&E DATE			TYPICAL SECTION ALTERNATE B	DRAWING NO. TS-B.01	
						SHEET NO.	
DOCUMENT NAME: 551252.cph.typ.AltB.dgn						NEW YORK STATE DEPARTMENT OF TRANSPORTATION REGION 5	



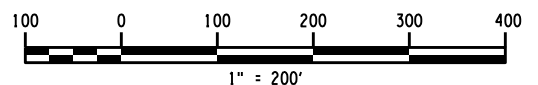
FILE NAME = Y:\NYS001\21361 Kensington\Drawings\Highway\Planset\00 Special Plans\551252.cph.gnp_AltB.dgn
 DATE/TIME = 5/18/2012 2:12:40 PM
 MODEL = GNP-01

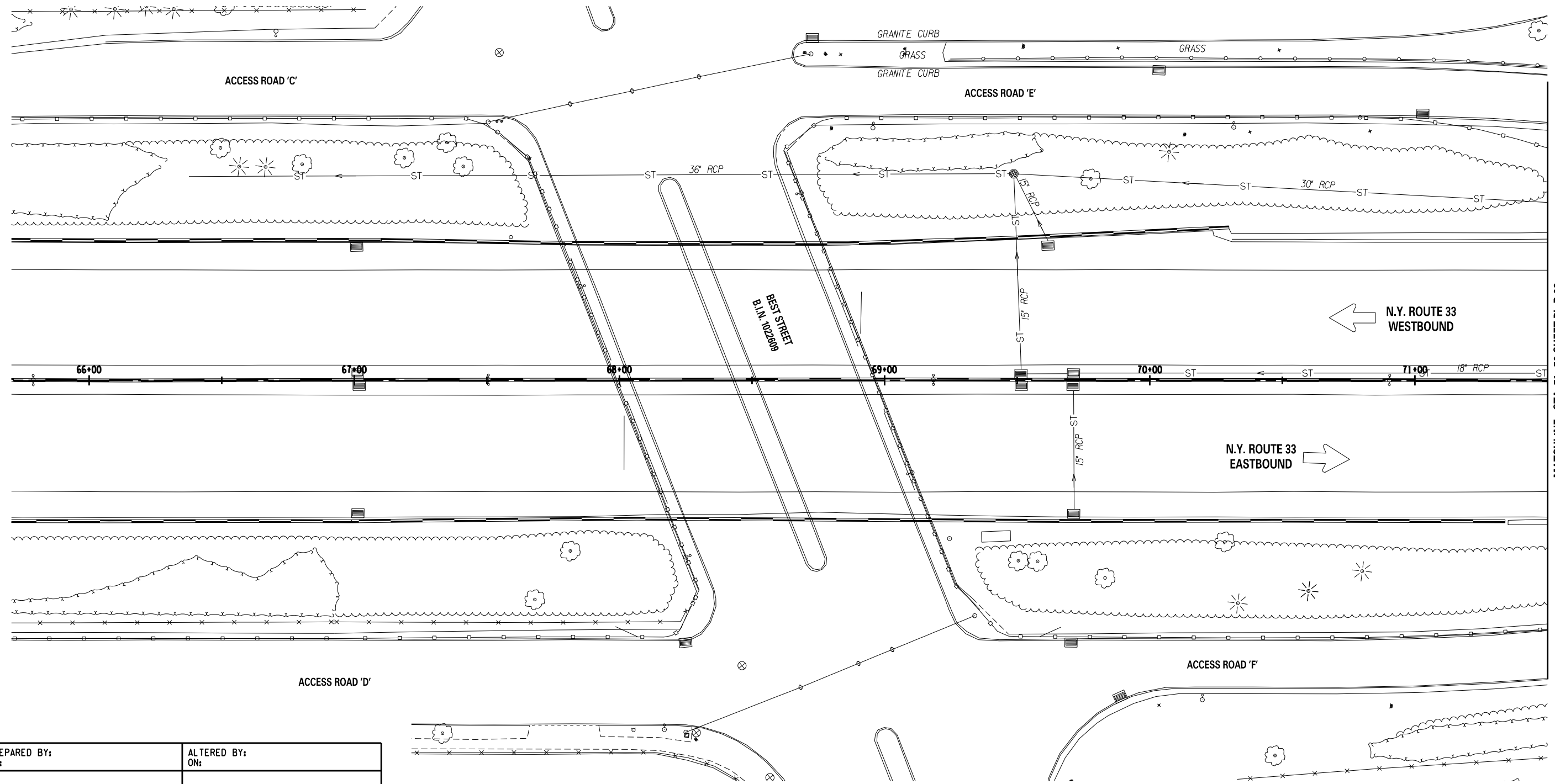
DESIGN SUPERVISOR B. MILLER JOB MANAGER R. VENTRLOH DESIGNED BY J. KANIECKI CHECKED BY R. HOGLE ESTIMATED BY J. KANIECKI DRAFTED BY C. NORRIS CHECKED BY R. HOGLE



PREPARED BY: ON:	ALTERED BY: ON:

AS BUILT REVISIONS DESCRIPTION OF WORK:	PIN	BRIDGES	CULVERTS	ALL DIMENSIONS IN FT UNLESS OTHERWISE NOTED	CONTRACT NUMBER
	PS&E DATE			GENERAL PLAN ALTERNATE B	DRAWING NO. GP-B SHEET NO.
SIGNATURE _____ DATE _____	COUNTY:				
DOCUMENT NAME: 551252.cph.gnp_AltB.dgn				NEW YORK STATE DEPARTMENT OF TRANSPORTATION REGION 5	





MATCHLINE - STA. 71+50 SHEET PL-B.02

PREPARED BY: ON:	ALTERED BY: ON:

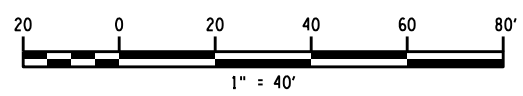
AS BUILT REVISIONS DESCRIPTION OF WORK:	
SIGNATURE	DATE

COUNTY:	PIN
	PS&E DATE

BRIDGES	CULVERTS

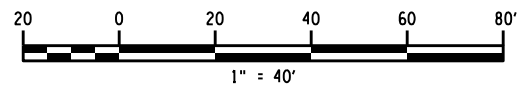
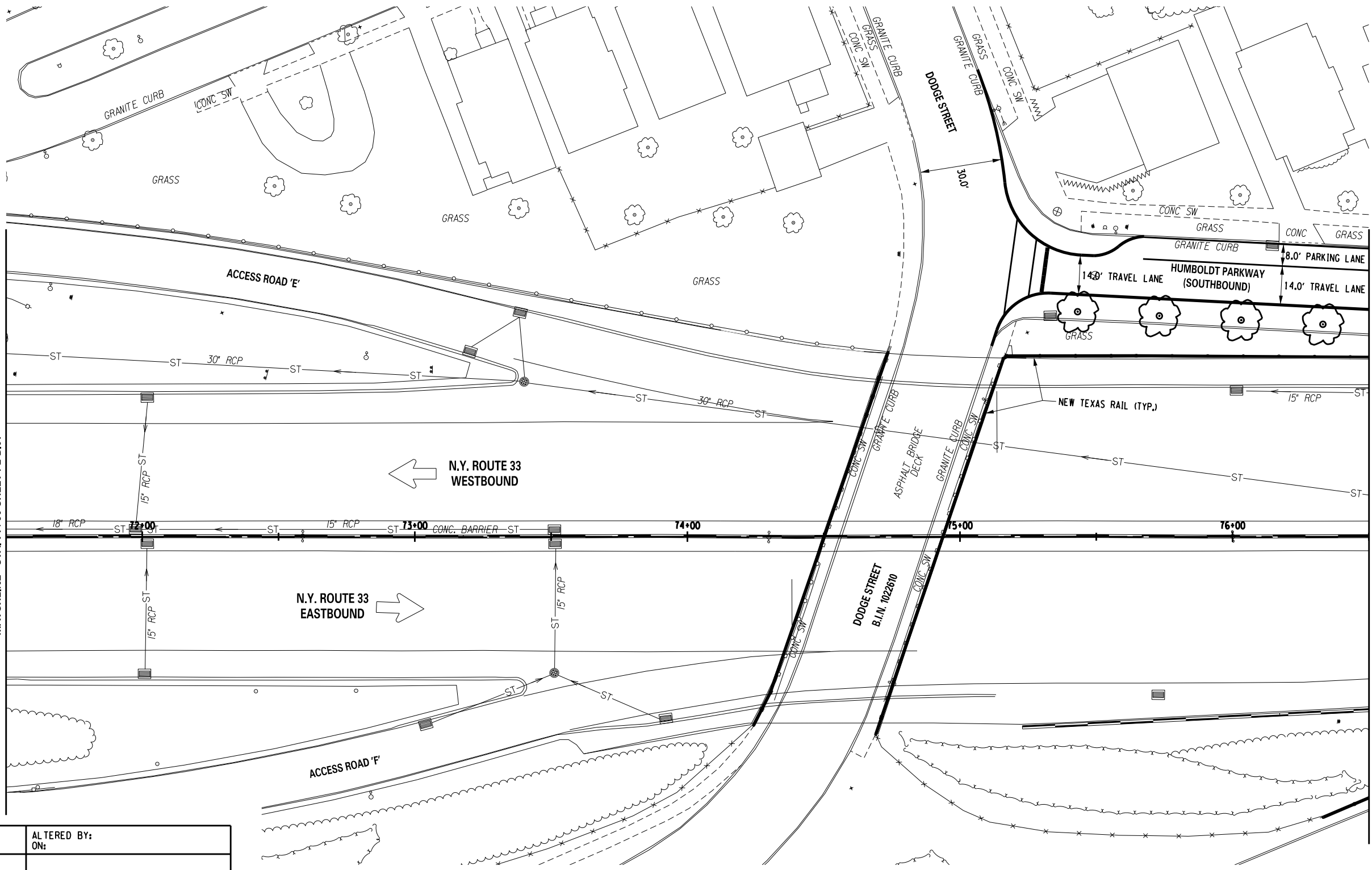
ALL DIMENSIONS IN FT UNLESS OTHERWISE NOTED	CONTRACT NUMBER
ROADWAY PLANS ALTERNATE B	DRAWING NO. PL-B.01 SHEET NO.

NEW YORK STATE DEPARTMENT OF TRANSPORTATION REGION 5



MATCHLINE - STA. 71+50 SHEET PL-B.01

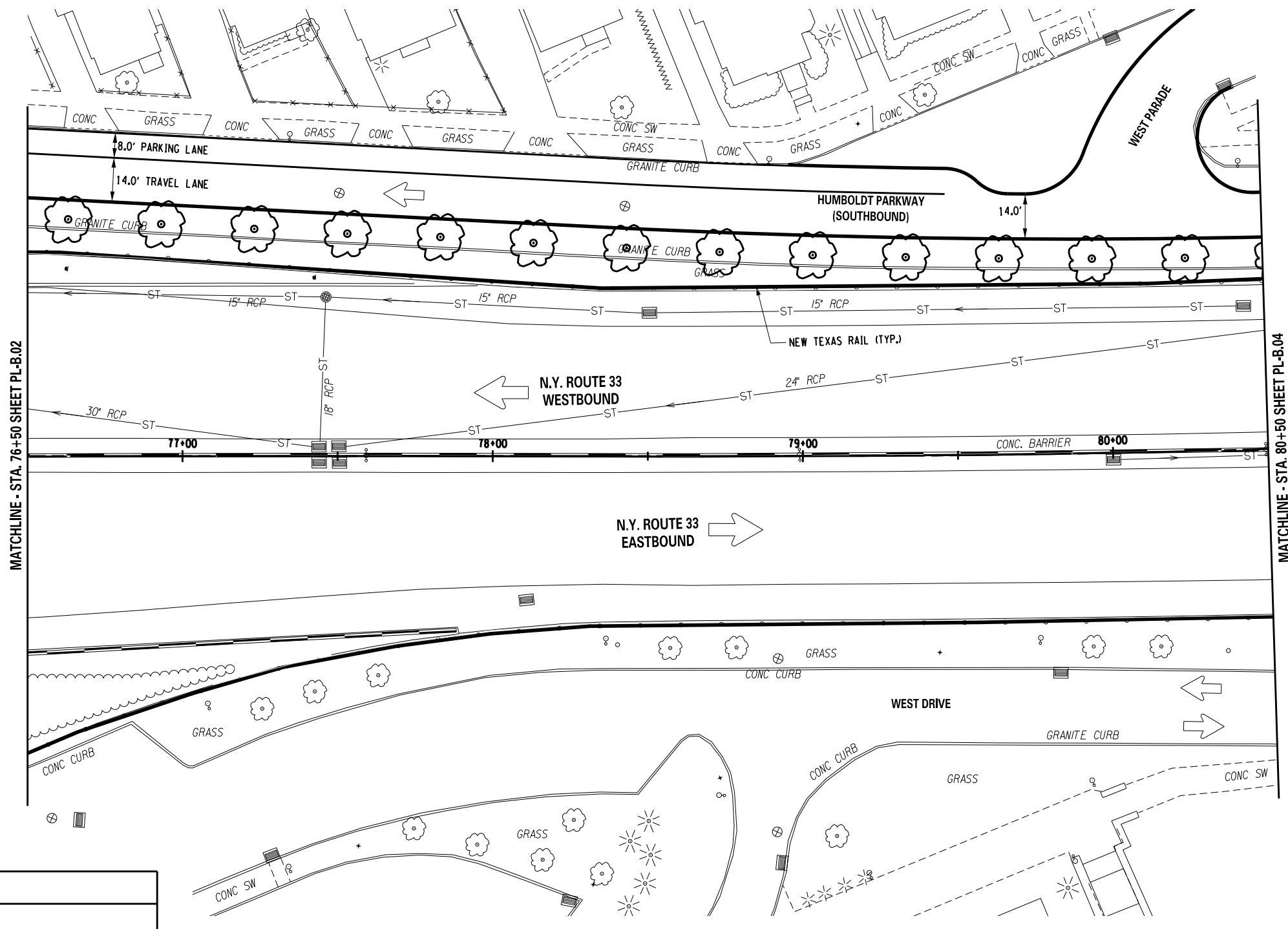

MATCHLINE - STA. 76+50 SHEET PL-B.03



PREPARED BY: ON:	ALTERED BY: ON:
AS BUILT REVISIONS DESCRIPTION OF WORK:	
SIGNATURE	DATE
DOCUMENT NAME: 551252.cph.pln_AltB.dgn	

PIN	BRIDGES	CULVERTS	ALL DIMENSIONS IN FT UNLESS OTHERWISE NOTED	CONTRACT NUMBER
PS&E DATE			ROADWAY PLANS ALTERNATE B	DRAWING NO. PL-B.02 SHEET NO.
COUNTY:				NEW YORK STATE DEPARTMENT OF TRANSPORTATION REGION 5



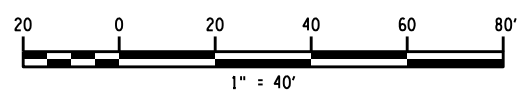


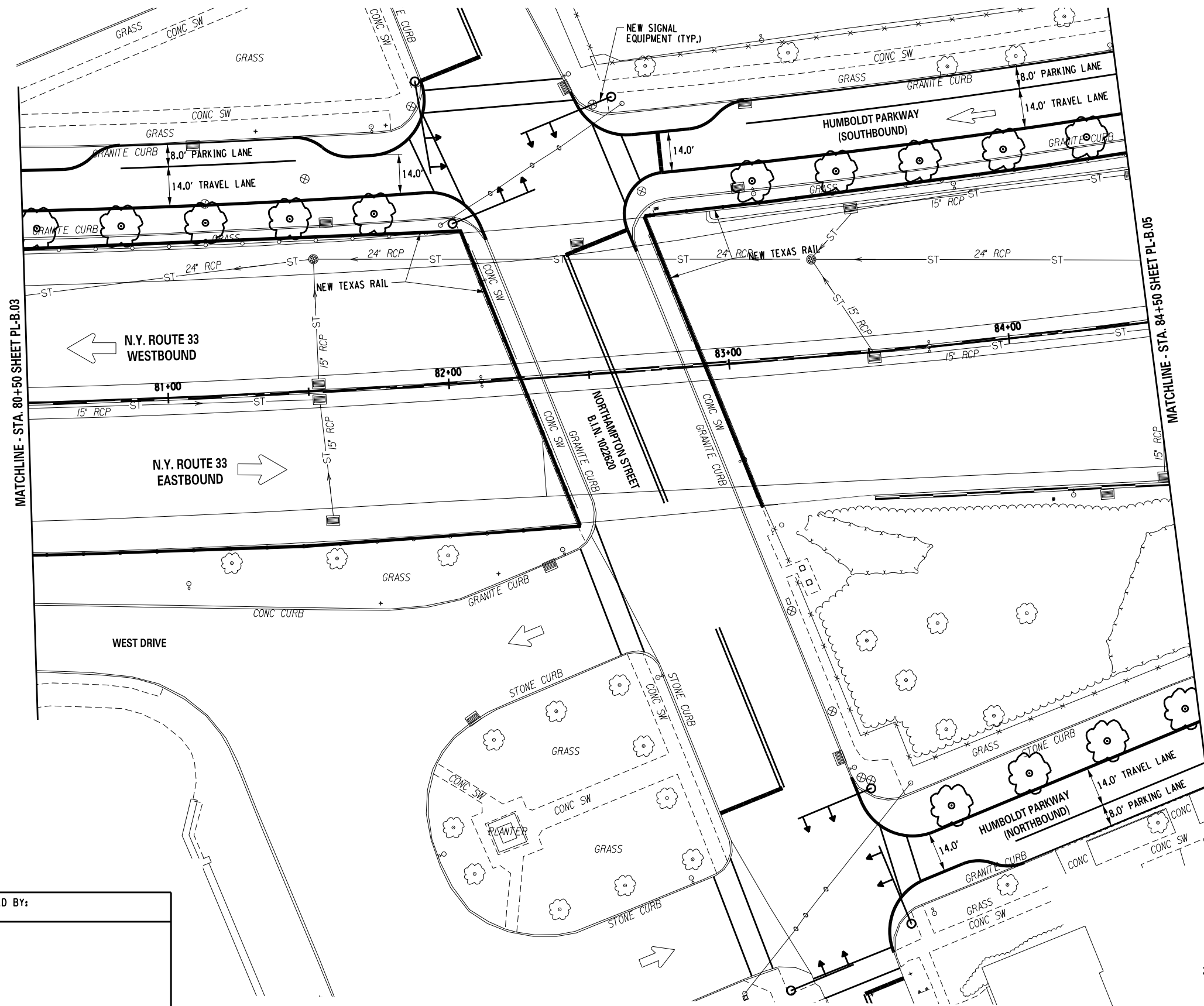
MATCHLINE - STA. 76+50 SHEET PL-B.02

MATCHLINE - STA. 80+50 SHEET PL-B.04

PREPARED BY: ON:	ALTERED BY: ON:
SIGNATURE _____ DATE _____	
DOCUMENT NAME: 551252.cph.pln_AltB.dgn	

AS BUILT REVISIONS DESCRIPTION OF WORK:	PIN	BRIDGES	CULVERTS	ALL DIMENSIONS IN FT UNLESS OTHERWISE NOTED	CONTRACT NUMBER
	PS&E DATE				ROADWAY PLANS ALTERNATE B
	COUNTY:				





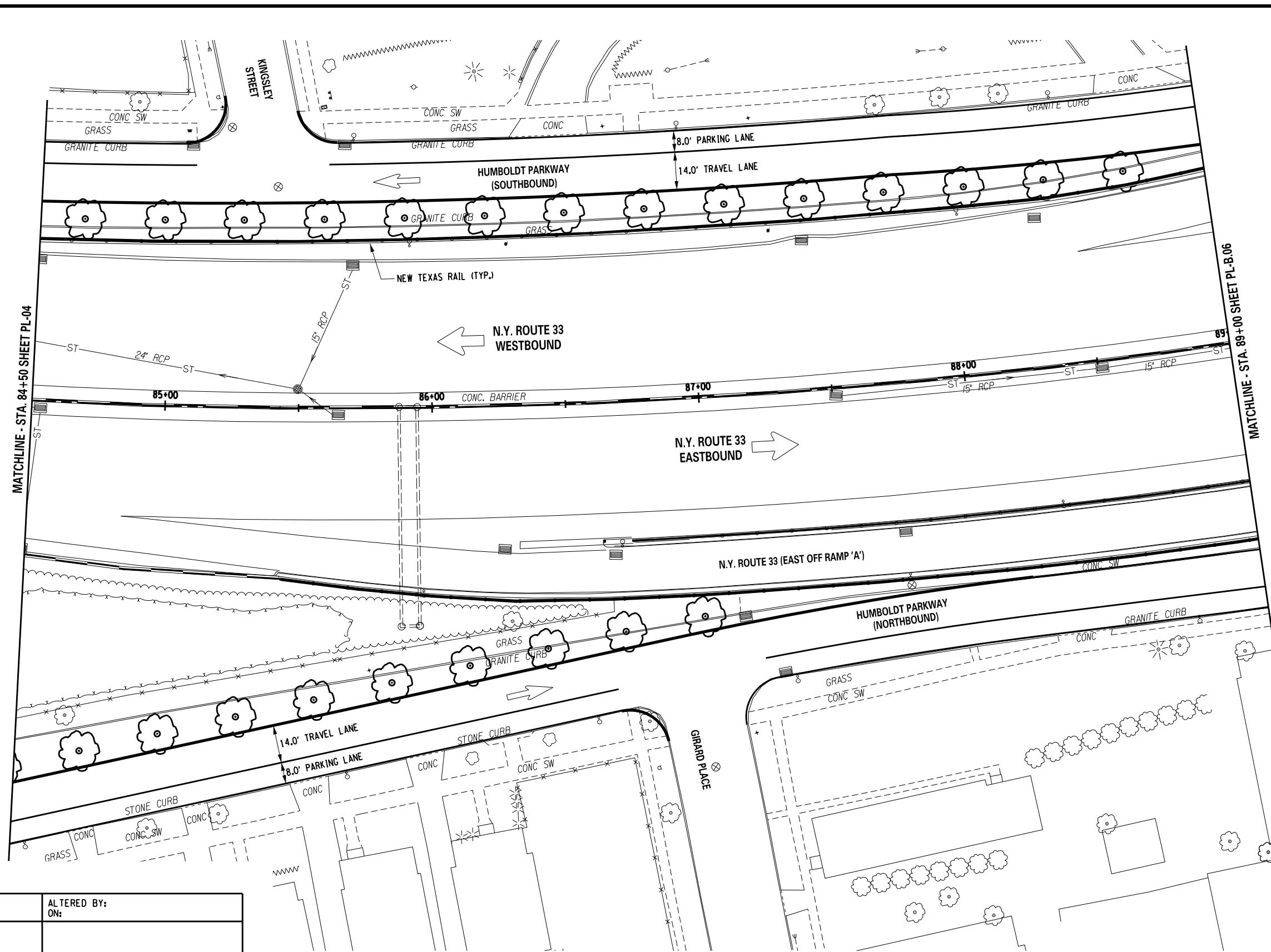
PREPARED BY: ON:	ALTERED BY: ON:
SIGNATURE _____ DATE _____	
DOCUMENT NAME: 551252.cph.pln_AltB.dgn	

AS BUILT REVISIONS DESCRIPTION OF WORK:	
COUNTY:	

PIN	BRIDGES	CULVERTS
PS&E DATE		

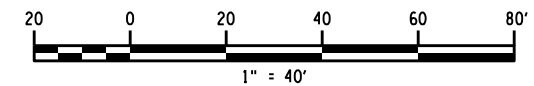
ALL DIMENSIONS IN FT UNLESS OTHERWISE NOTED		CONTRACT NUMBER
ROADWAY PLANS ALTERNATE B		DRAWING NO. PL-B.04 SHEET NO.
NEW YORK STATE DEPARTMENT OF TRANSPORTATION REGION 5		





MATCHLINE - STA. 84+50 SHEET PL-04

MATCHLINE - STA. 89+00 SHEET PL-B.06



PREPARED BY: ON:	ALTERED BY: ON:
SIGNATURE _____ DATE _____	
DOCUMENT NAME: 551252.cph.pln_A11B.dgn	

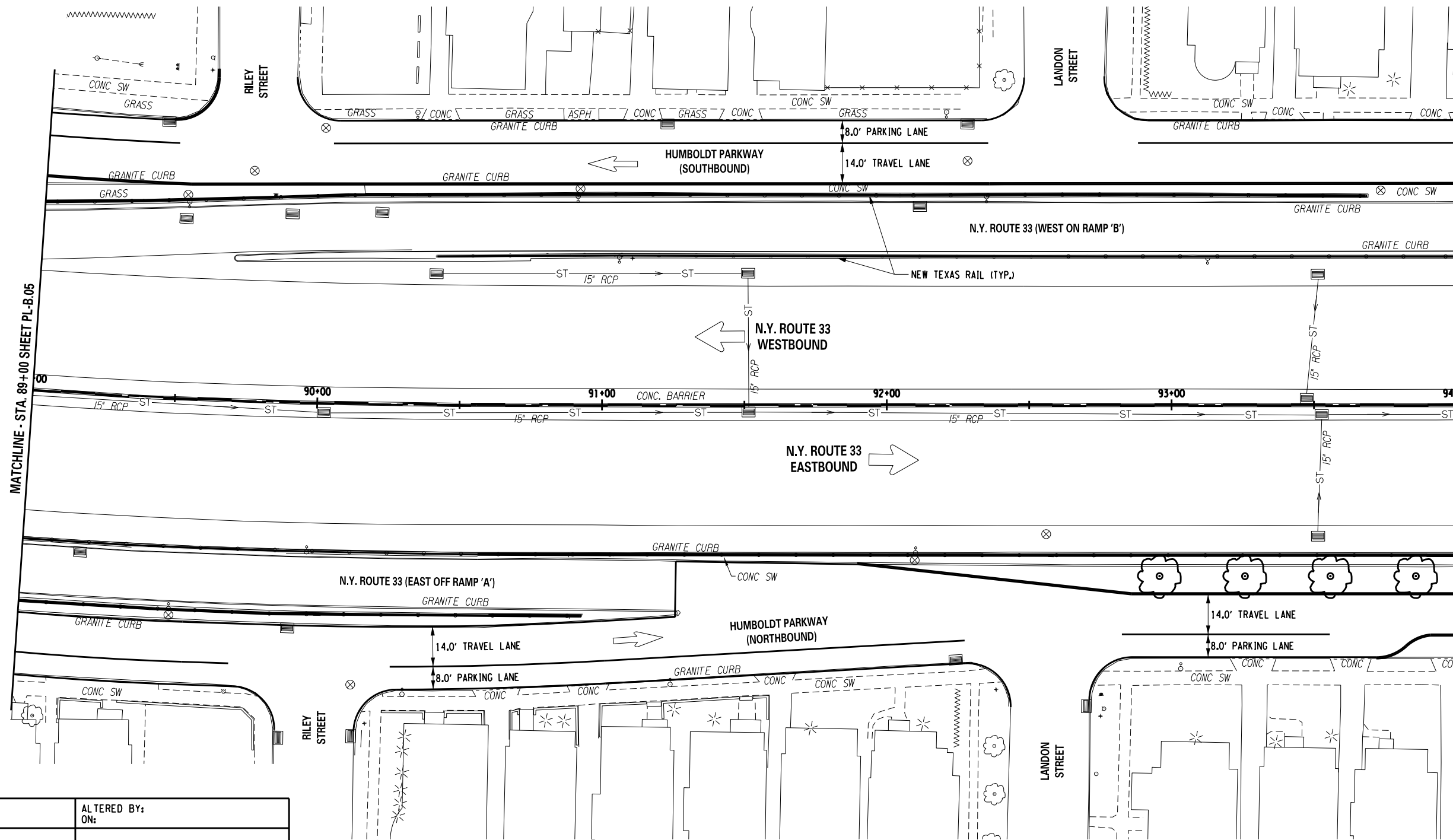
AS BUILT REVISIONS DESCRIPTION OF WORK:	
COUNTY:	

PIN	
PS&E DATE	

BRIDGES	
CULVERTS	

ALL DIMENSIONS IN FT UNLESS OTHERWISE NOTED	CONTRACT NUMBER
ROADWAY PLANS ALTERNATE B	DRAWING NO. PL-B.05 SHEET NO.

LaBella Associates, P.C.



MATCHLINE - STA. 89+00 SHEET PL-B.05

MATCHLINE - STA. 94+00 SHEET PL-B.07

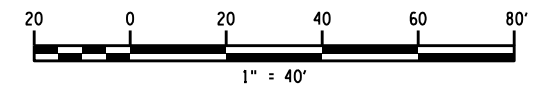
PREPARED BY: ON:	ALTERED BY: ON:
SIGNATURE _____ DATE _____	
DOCUMENT NAME: 551252.cph.pln_A11B.dgn	

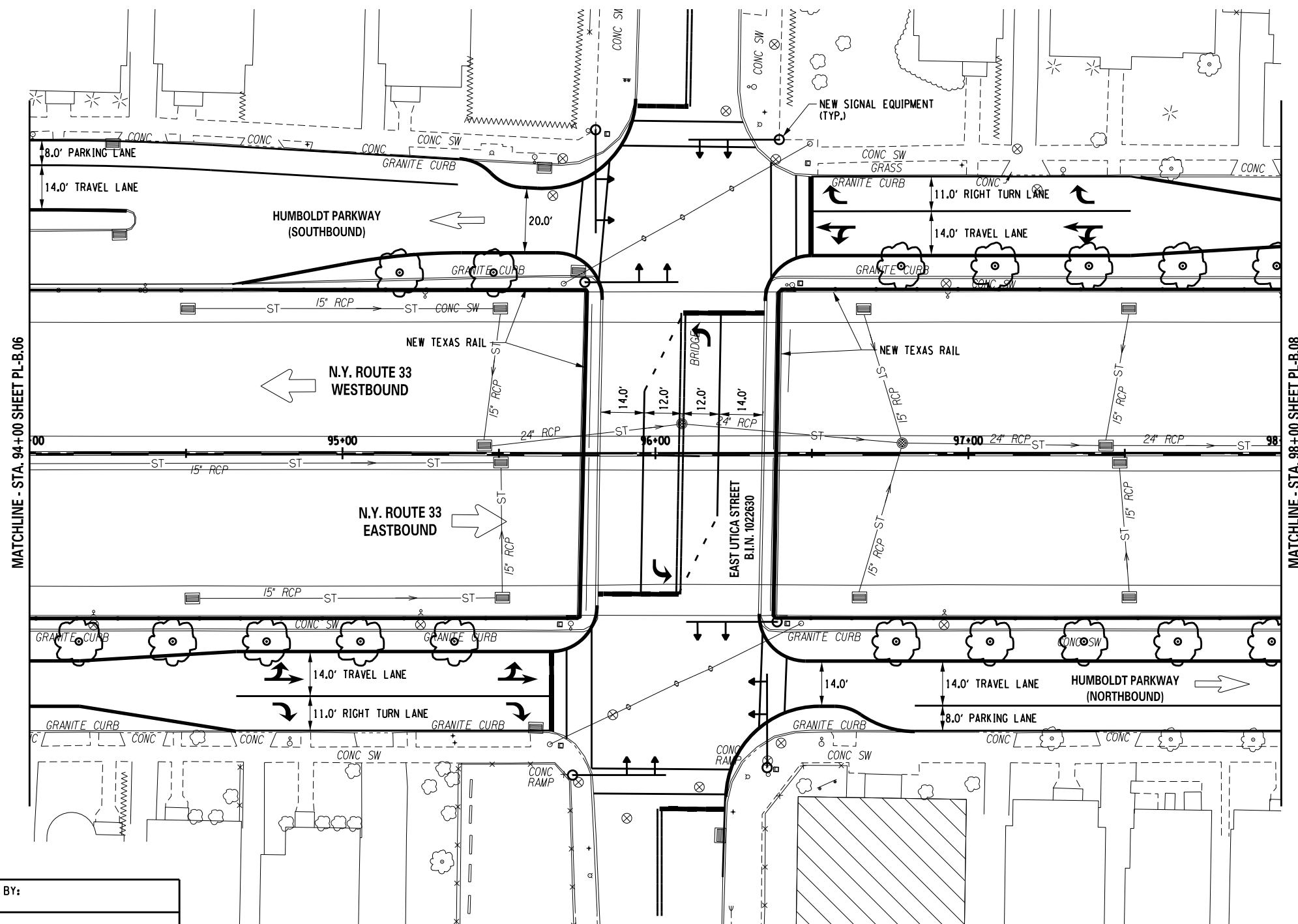
AS BUILT REVISIONS DESCRIPTION OF WORK:	

PIN	BRIDGES	CULVERTS
PS&E DATE		
COUNTY:		

ALL DIMENSIONS IN FT UNLESS OTHERWISE NOTED	CONTRACT NUMBER
ROADWAY PLANS ALTERNATE B	DRAWING NO. PL-B.06 SHEET NO.

NEW YORK STATE DEPARTMENT OF TRANSPORTATION REGION 5
--




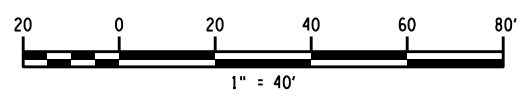


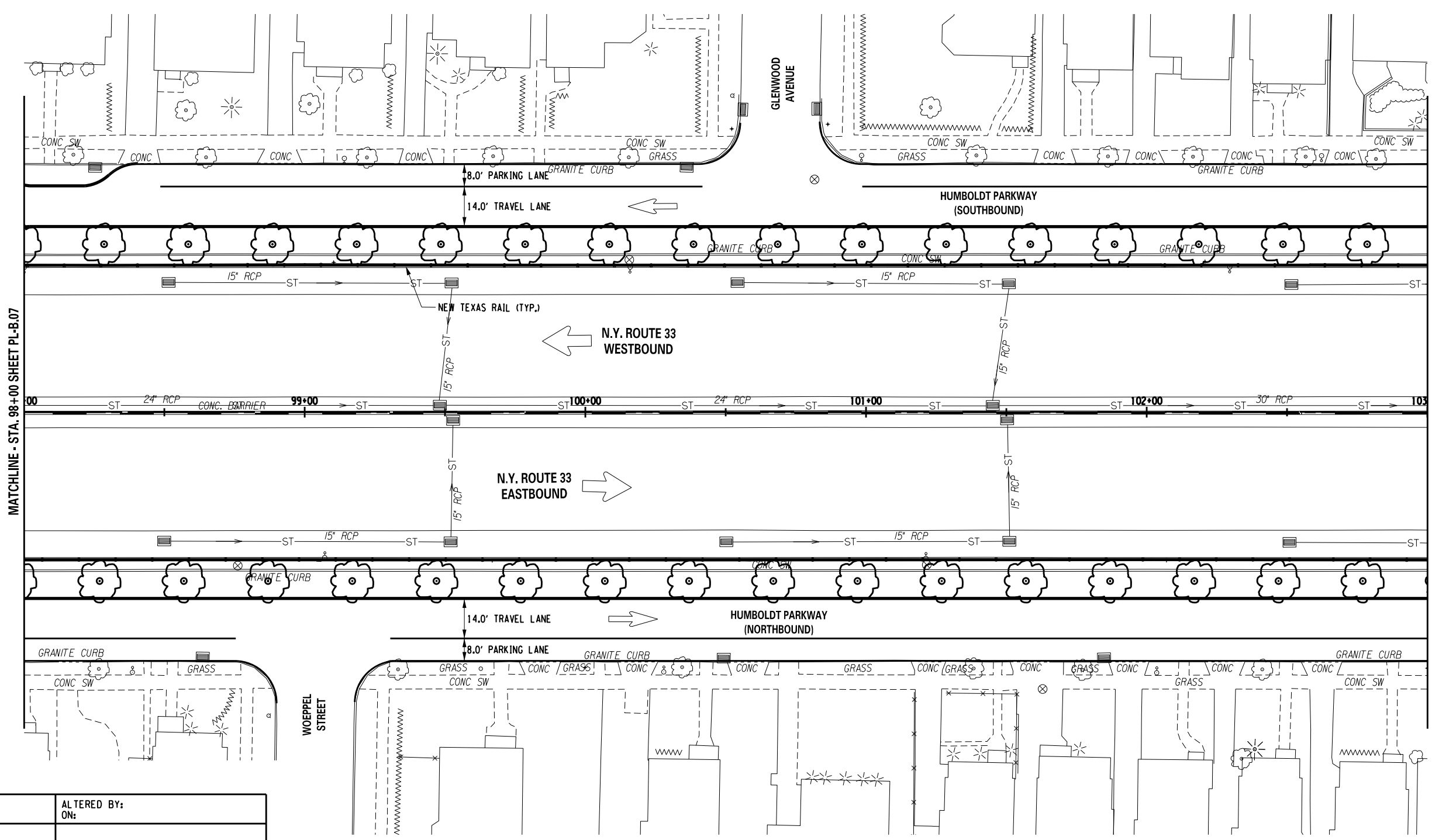
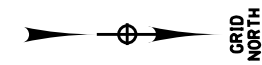
PREPARED BY: ON:	ALTERED BY: ON:
SIGNATURE _____ DATE _____	
DOCUMENT NAME: 551252.cph.pln_A1TB.dgn	

AS BUILT REVISIONS DESCRIPTION OF WORK:	PIN
	PS&E DATE
COUNTY:	

BRIDGES	CULVERTS
ALL DIMENSIONS IN FT UNLESS OTHERWISE NOTED	
ROADWAY PLANS ALTERNATE B	

CONTRACT NUMBER	
DRAWING NO. PL-B.07 SHEET NO.	
NEW YORK STATE DEPARTMENT OF TRANSPORTATION REGION 5	





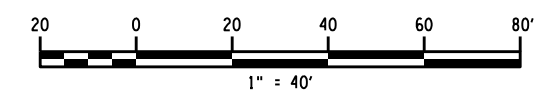
MATCHLINE - STA. 98+00 SHEET PL-B.07

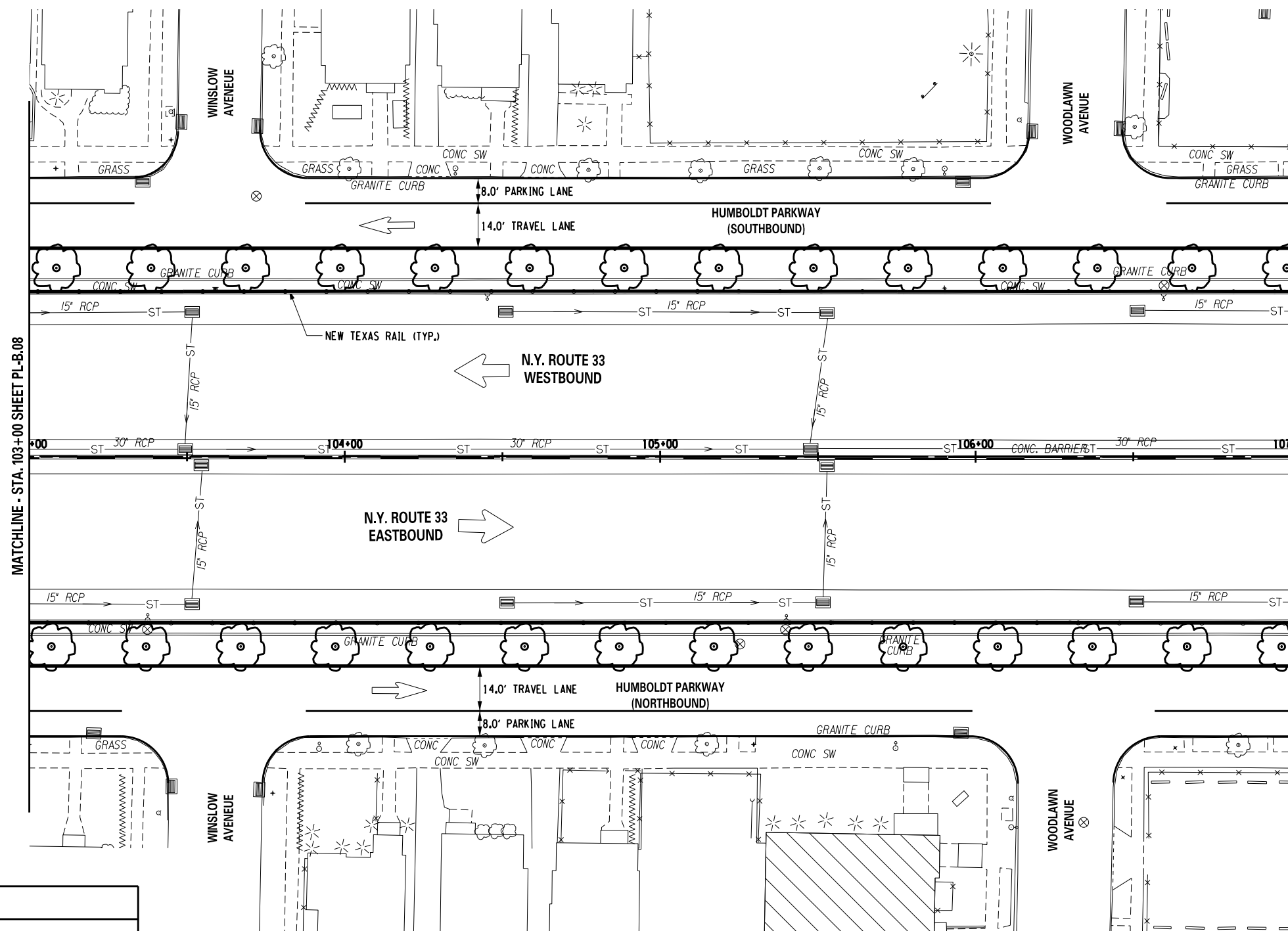
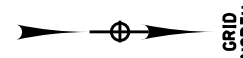
MATCHLINE - STA. 103+00 SHEET PL-B.09

PREPARED BY: ON:	ALTERED BY: ON:
SIGNATURE _____ DATE _____	
DOCUMENT NAME: 551252.cph.pln_AltB.dgn	

AS BUILT REVISIONS DESCRIPTION OF WORK:	PIN
	PS&E DATE
	BRIDGES
	CULVERTS
COUNTY:	ALL DIMENSIONS IN FT UNLESS OTHERWISE NOTED

ROADWAY PLANS ALTERNATE B	CONTRACT NUMBER
	DRAWING NO. PL-B.08 SHEET NO.





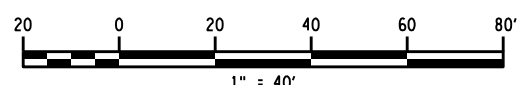
MATCHLINE - STA. 103+00 SHEET PL-B.08

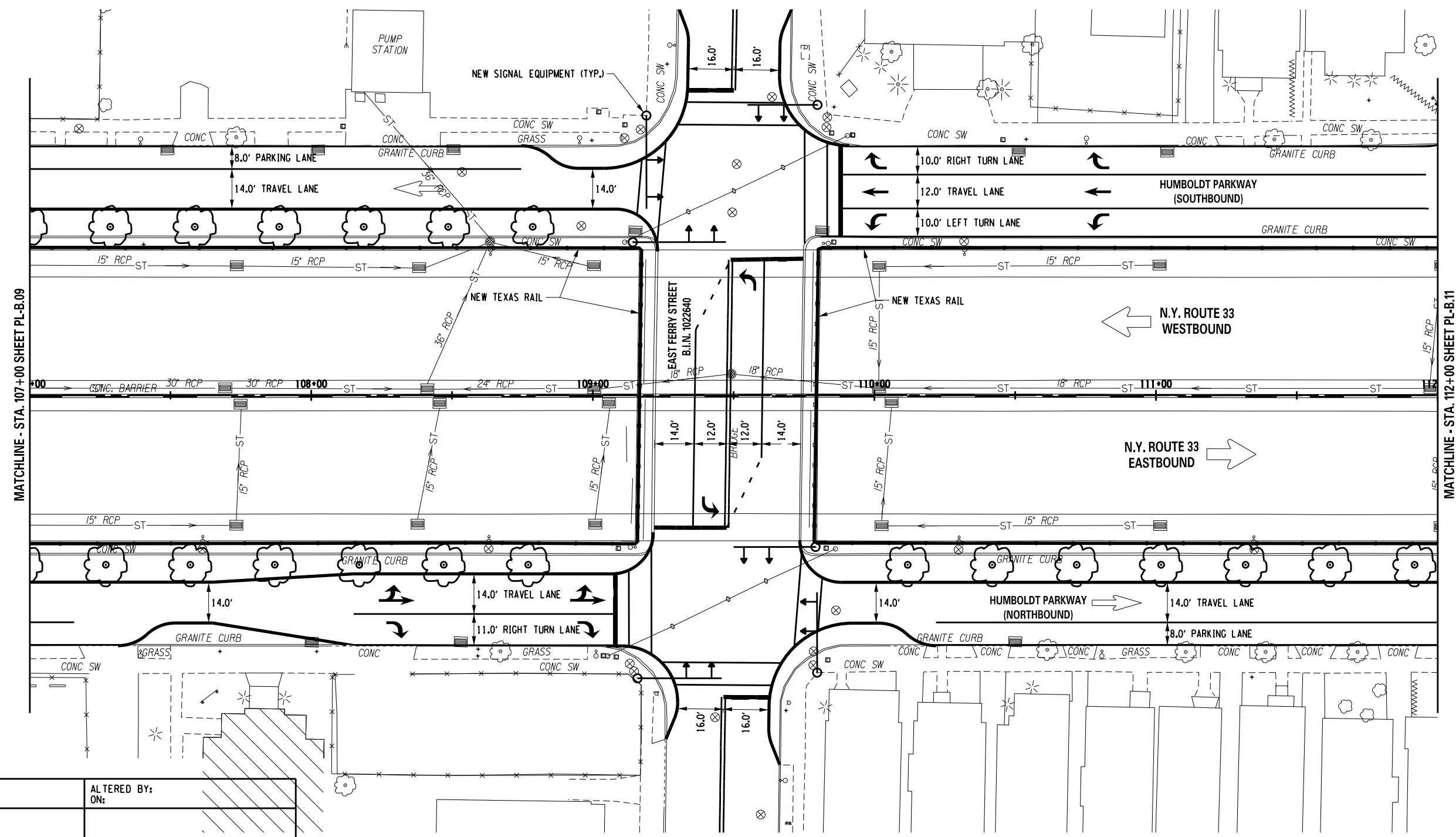
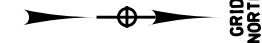
MATCHLINE - STA. 107+00 SHEET PL-B.10

PREPARED BY: ON:	ALTERED BY: ON:
SIGNATURE _____ DATE _____	
DOCUMENT NAME: 551252.cph.pln_AltB.dgn	

AS BUILT REVISIONS DESCRIPTION OF WORK:	PIN	BRIDGES	CULVERTS
	PS&E DATE		
COUNTY:			

ALL DIMENSIONS IN FT UNLESS OTHERWISE NOTED	CONTRACT NUMBER
ROADWAY PLANS ALTERNATE B	DRAWING NO. PL-B.09 SHEET NO.
NEW YORK STATE DEPARTMENT OF TRANSPORTATION REGION 5	





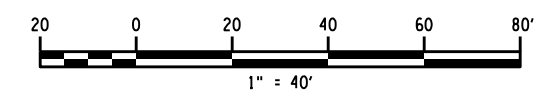
MATCHLINE - STA. 107+00 SHEET PL-B.09

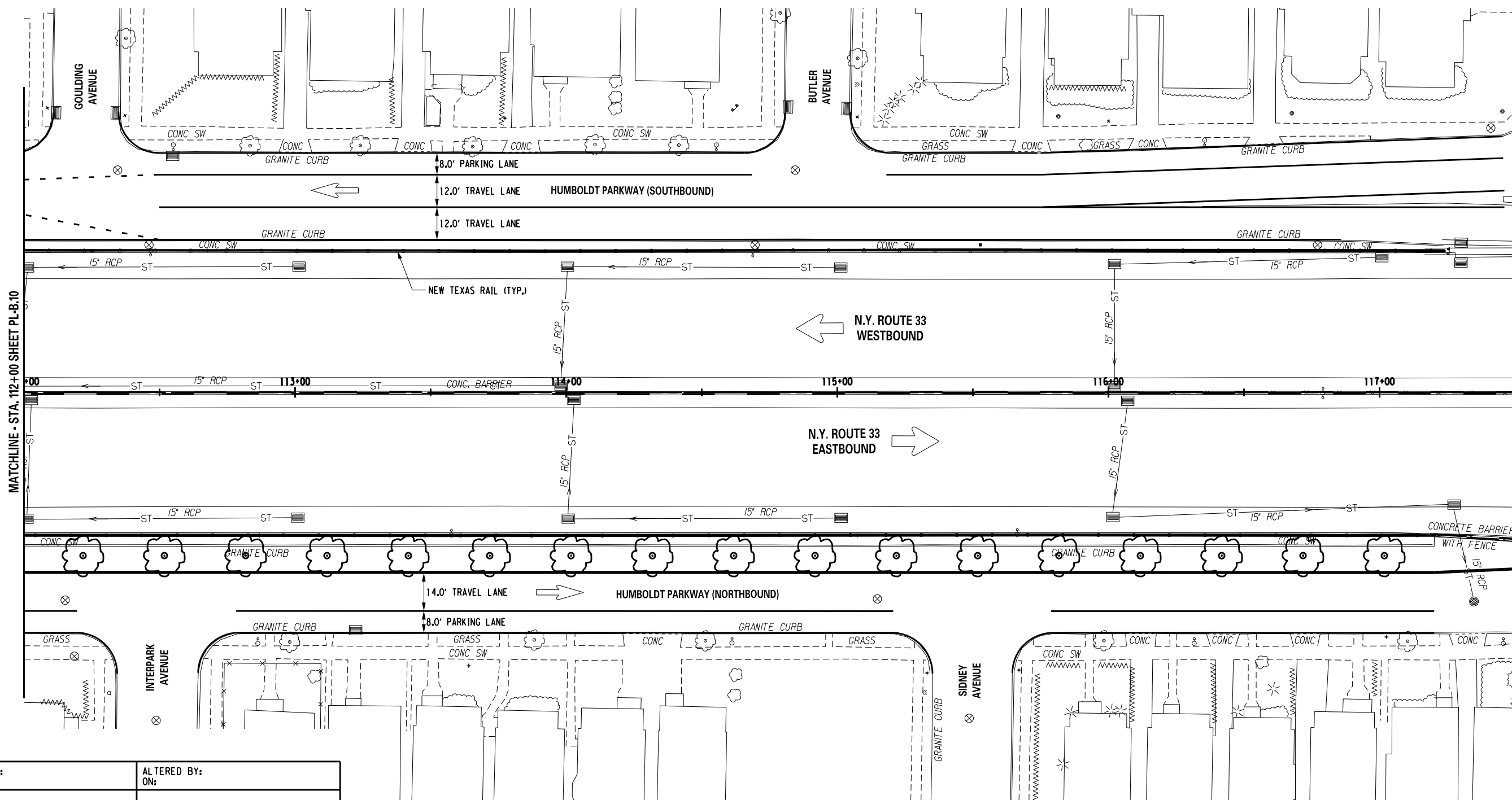
MATCHLINE - STA. 112+00 SHEET PL-B.11

PREPARED BY: ON:	ALTERED BY: ON:

AS BUILT REVISIONS DESCRIPTION OF WORK:	PIN
SIGNATURE _____	PS&E DATE
DATE _____	BRIDGES
COUNTY:	CULVERTS
DOCUMENT NAME: 551252.cph.pln_AltB.dgn	ALL DIMENSIONS IN FT UNLESS OTHERWISE NOTED

CONTRACT NUMBER
DRAWING NO. PL-B.10
SHEET NO.





MATCHLINE - STA. 112+00 SHEET PL-B.10


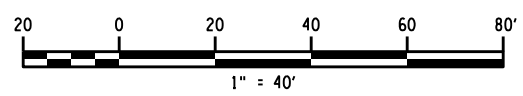
MATCHLINE - STA. 117+50 SHEET PL-B.12

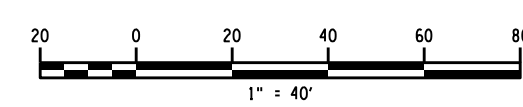
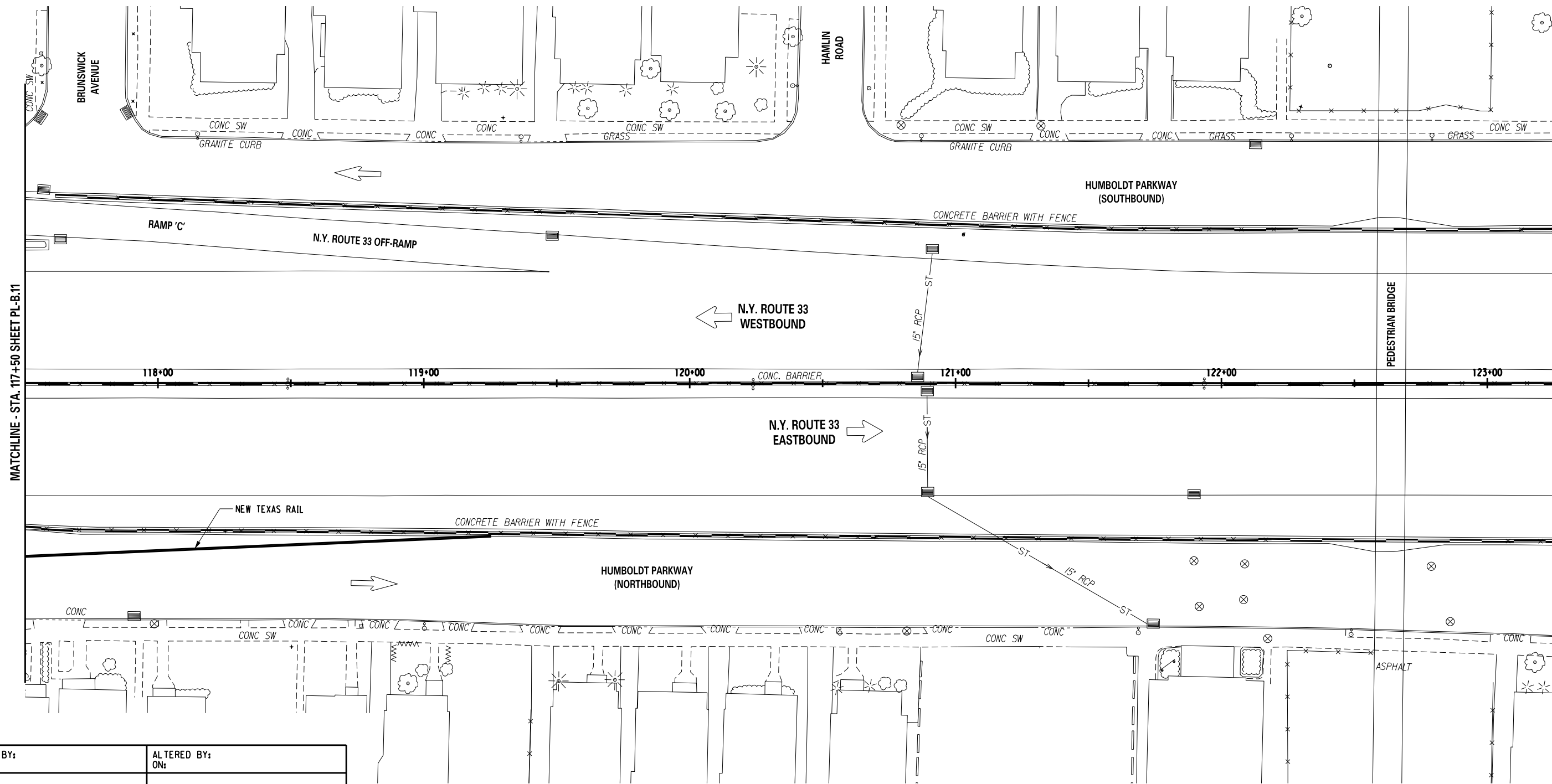
PREPARED BY: ON:	ALTERED BY: ON:

AS BUILT REVISIONS DESCRIPTION OF WORK:	
SIGNATURE	DATE
DOCUMENT NAME: 551252.cph.pln_A11B.dgn	

PIN	BRIDGES	CULVERTS
PS&E DATE		
COUNTY:		

ALL DIMENSIONS IN FT UNLESS OTHERWISE NOTED	CONTRACT NUMBER
ROADWAY PLANS ALTERNATE B	DRAWING NO. PL-B.11 SHEET NO.





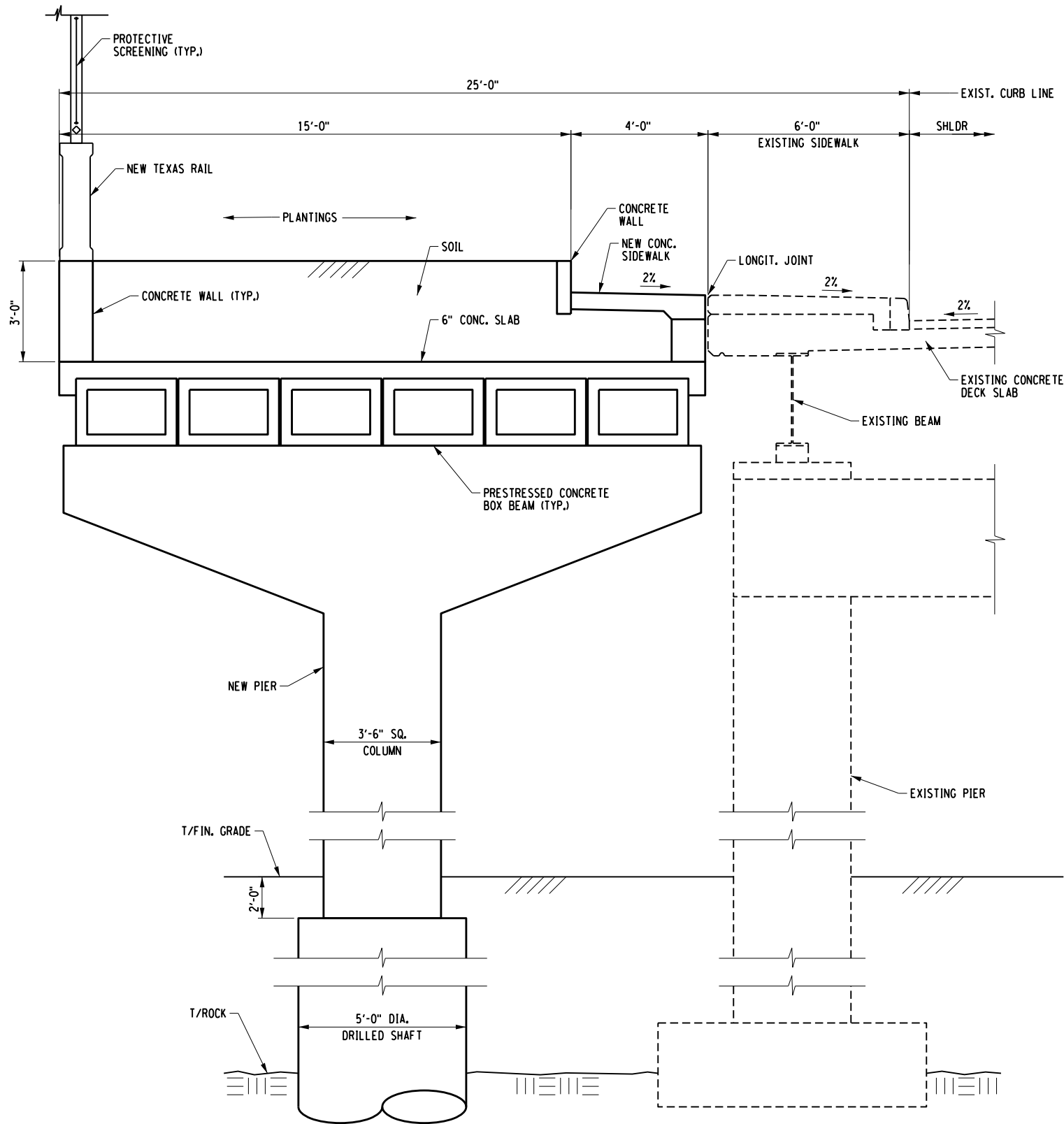
PREPARED BY: ON:	ALTERED BY: ON:
SIGNATURE _____ DATE _____	
DOCUMENT NAME: 551252.cph.pln_A11B.dgn	

AS BUILT REVISIONS DESCRIPTION OF WORK:	PIN	BRIDGES	CULVERTS	ALL DIMENSIONS IN FT UNLESS OTHERWISE NOTED	CONTRACT NUMBER
	PS&E DATE			ROADWAY PLANS ALTERNATE B	DRAWING NO. PL-B.12 SHEET NO.
	COUNTY:				
NEW YORK STATE DEPARTMENT OF TRANSPORTATION REGION 5					



FILE NAME = Y:\NYS001\211361 Kensington\Drawings\Highway\Plans\070 Details\551252.cph.mdt.dgn
 DATE/TIME = 5/18/2012 2:13:14 PM
 MODEL = ST-B1.01

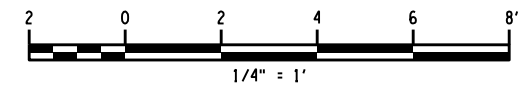
DESIGN SUPERVISOR B. MILLER JOB MANAGER R. VENTRLOH DESIGNED BY J. KANIECKI CHECKED BY R. HOGLE ESTIMATED BY J. KANIECKI DRAFTED BY C. NORRIS CHECKED BY R. HOGLE



NOTE:

1. REHABILITATION OF THE EXISTING STRUCTURE LIKELY INCLUDES:
 - 1) CONCRETE SURFACE REPAIRS
 - 2) BEARING RESTORATION
 - 3) REPLACE EXPANSION JOINTS

**SUB-ALTERNATE B1
 BRIDGE REHABILITATION WITH WIDENING**

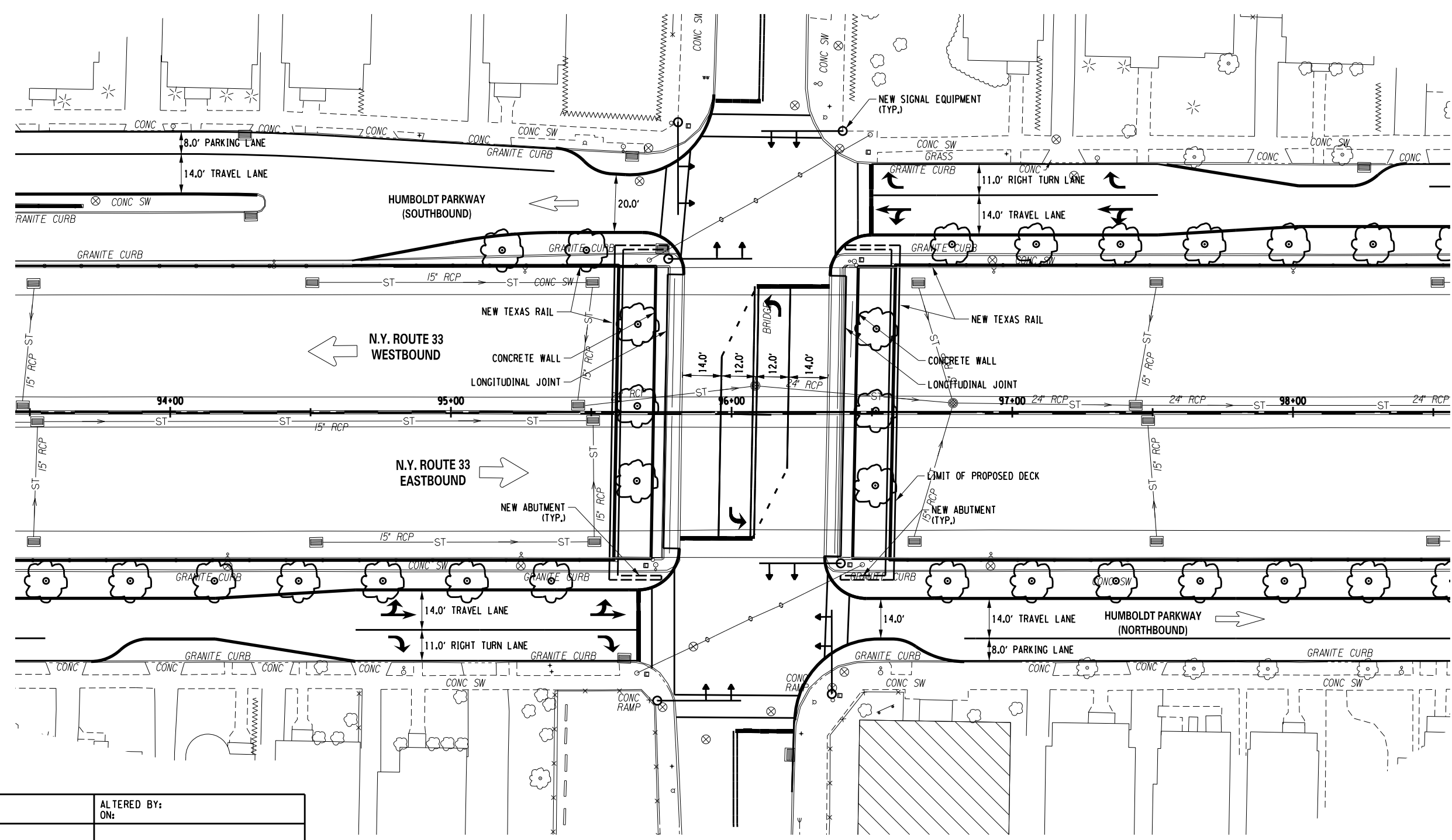



PREPARED BY: ON:	ALTERED BY: ON:

AS BUILT REVISIONS DESCRIPTION OF WORK:		PIN	BRIDGES	CULVERTS	ALL DIMENSIONS IN FT UNLESS OTHERWISE NOTED	CONTRACT NUMBER
SIGNATURE	DATE	PS&E DATE	BRIDGE REHABILITATION WITH WIDENING SUB-ALTERNATE B1			DRAWING NO. ST-B1.01
DOCUMENT NAME: 551252.cph.mdt.dgn						SHEET NO.

FILE NAME = Y:\NYSDOT\21361 Kensington\Drawings\Highway\Plans\551252.cph.pln_A1B1.dgn
 DATE/TIME = 5/18/2012 2:13:18 PM
 MODEL = PL-01

DESIGN SUPERVISOR B. MILLER JOB MANAGER R. VENTRLOH DESIGNED BY J. KANIECKI CHECKED BY R. HOGLE DRAFTED BY C. NORRIS CHECKED BY R. HOGLE ESTIMATED BY J. KANIECKI

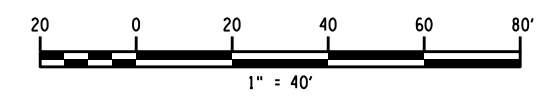


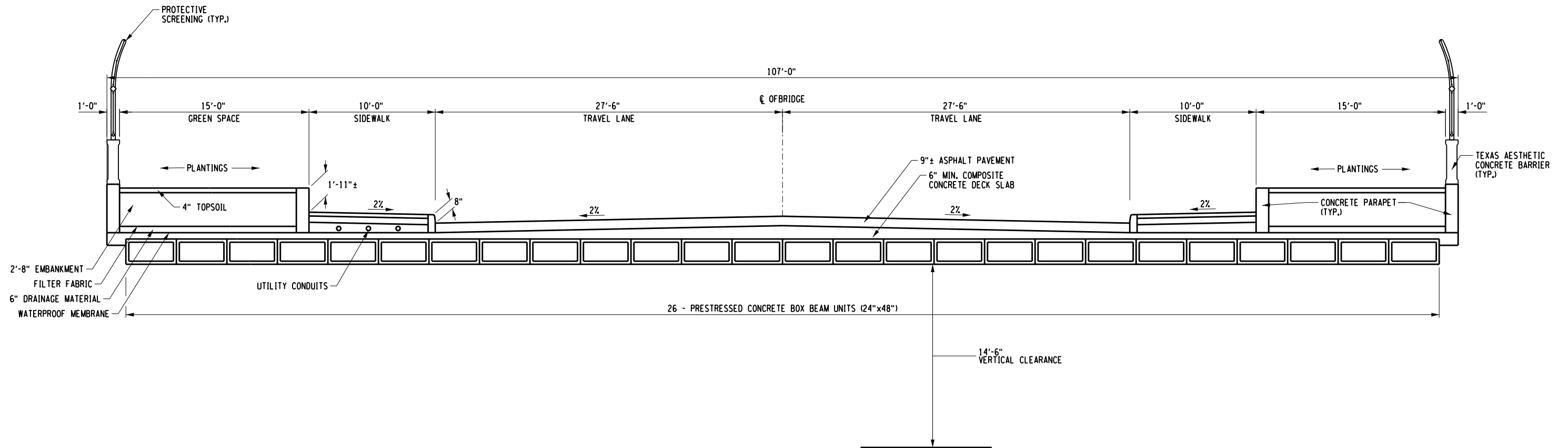
PREPARED BY: ON:	ALTERED BY: ON:
SIGNATURE _____ DATE _____	
DOCUMENT NAME: 551252.cph.pln_A1B1.dgn	

AS BUILT REVISIONS DESCRIPTION OF WORK:	PIN
	PS&E DATE
COUNTY:	

BRIDGES	CULVERTS
ALL DIMENSIONS IN FT UNLESS OTHERWISE NOTED	
ROADWAY PLANS SUB-ALTERNATE B1	

CONTRACT NUMBER	
DRAWING NO. PL-B1.01 SHEET NO.	



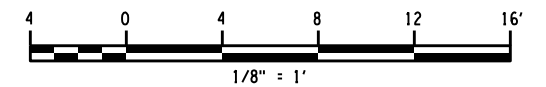


**SUB-ALTERNATIVE B2
 BRIDGE REPLACEMENT**

PREPARED BY: ON:	ALTERED BY: ON:

AS BUILT REVISIONS DESCRIPTION OF WORK:		PIN	BRIDGES	CULVERTS
		PS&E DATE		
SIGNATURE	DATE	COUNTY:		

DOCUMENT NAME: 551252.cph.typ_A1tB2.dgn

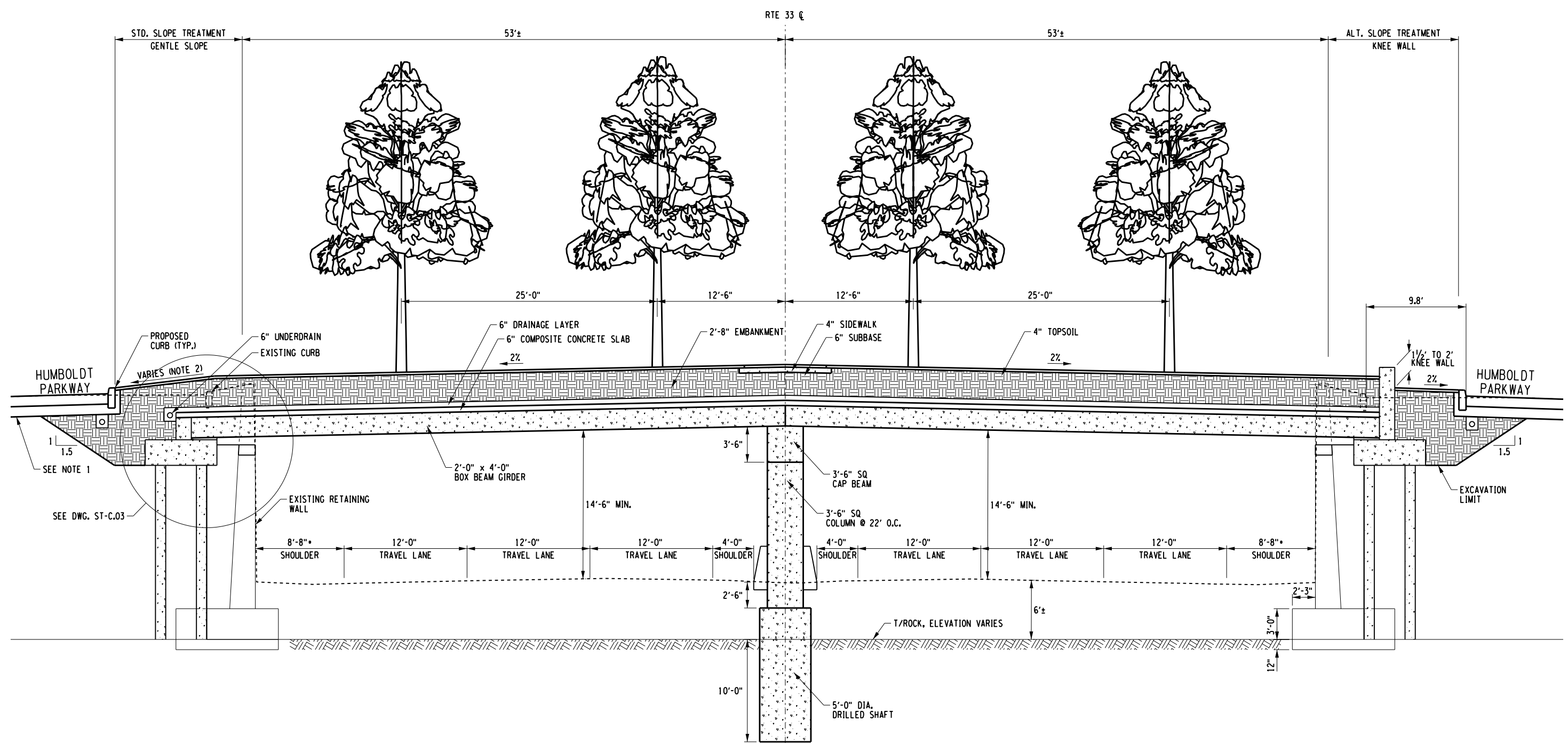


ALL DIMENSIONS IN FT UNLESS OTHERWISE NOTED	CONTRACT NUMBER
TYPICAL SECTION SUB-ALTERNATIVE B2 BRIDGE REPLACEMENT	DRAWING NO. TS-B2.01 SHEET NO.



FILE NAME = Y:\NYSDOT\21361 Kensington\Drawings\Highway\Plans\070 Details\551252.cph.mdt.dgn
 DATE/TIME = 5/18/2012 2:13:23 PM
 MODEL = ST-C.01

DESIGN SUPERVISOR **B. MILLER** JOB MANAGER **R. VENTRLOH** DESIGNED BY **V.J. KANIECKI** CHECKED BY **R. HOGLE** ESTIMATED BY **J. KANIECKI** DRAFTED BY **C. NORRIS** CHECKED BY **R. HOGLE**

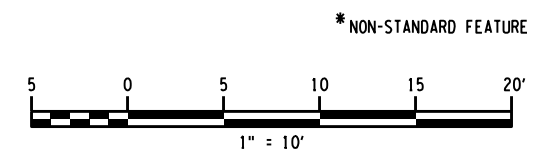


PREPARED BY: ON:	ALTERED BY: ON:
SIGNATURE _____ DATE _____	
DOCUMENT NAME: 551252.cph.mdt.dgn	

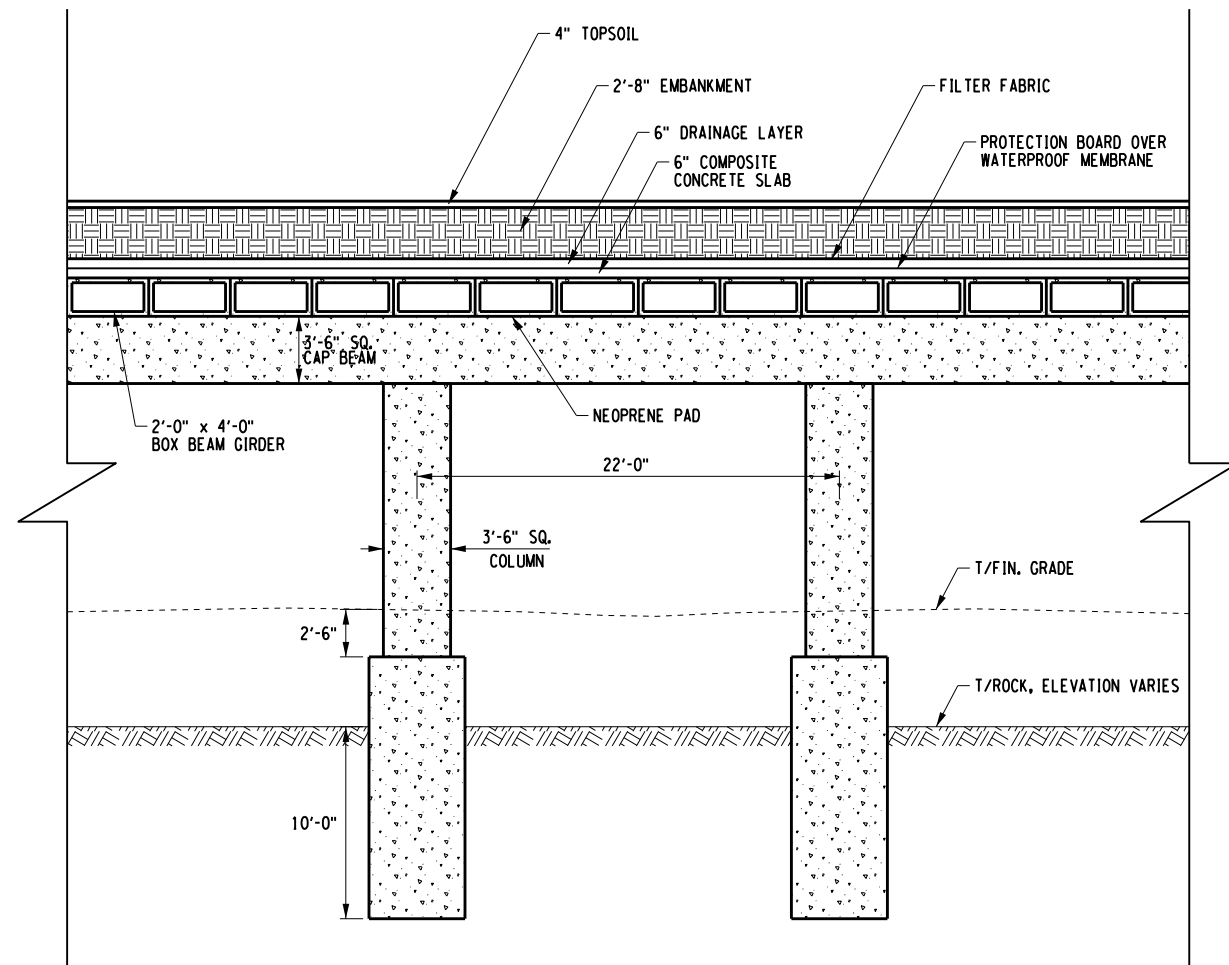
- NOTES:**
1. RECONSTRUCT HUMBOLDT PARKWAY SECTION CONSISTS OF PAVEMENT EXCAVATION, SUBBASE AND NEW FULL DEPTH PAVEMENT.
 2. SLOPE VARIES FROM 2% TO 10%.

**ALTERNATE C
TYPICAL DECKING SECTION**

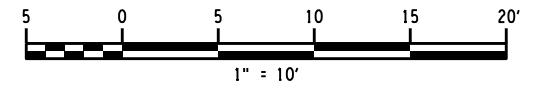
AS BUILT REVISIONS DESCRIPTION OF WORK:	PIN	BRIDGES	CULVERTS
	PS&E DATE		
COUNTY:			




ALL DIMENSIONS IN FT UNLESS OTHERWISE NOTED	CONTRACT NUMBER
DECKING SECTION ALTERNATE C	DRAWING NO. ST-C.01 SHEET NO.



**ALTERNATE C
 BRIDGE ELEVATION**

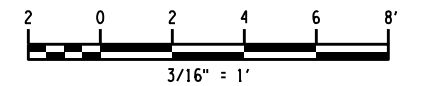
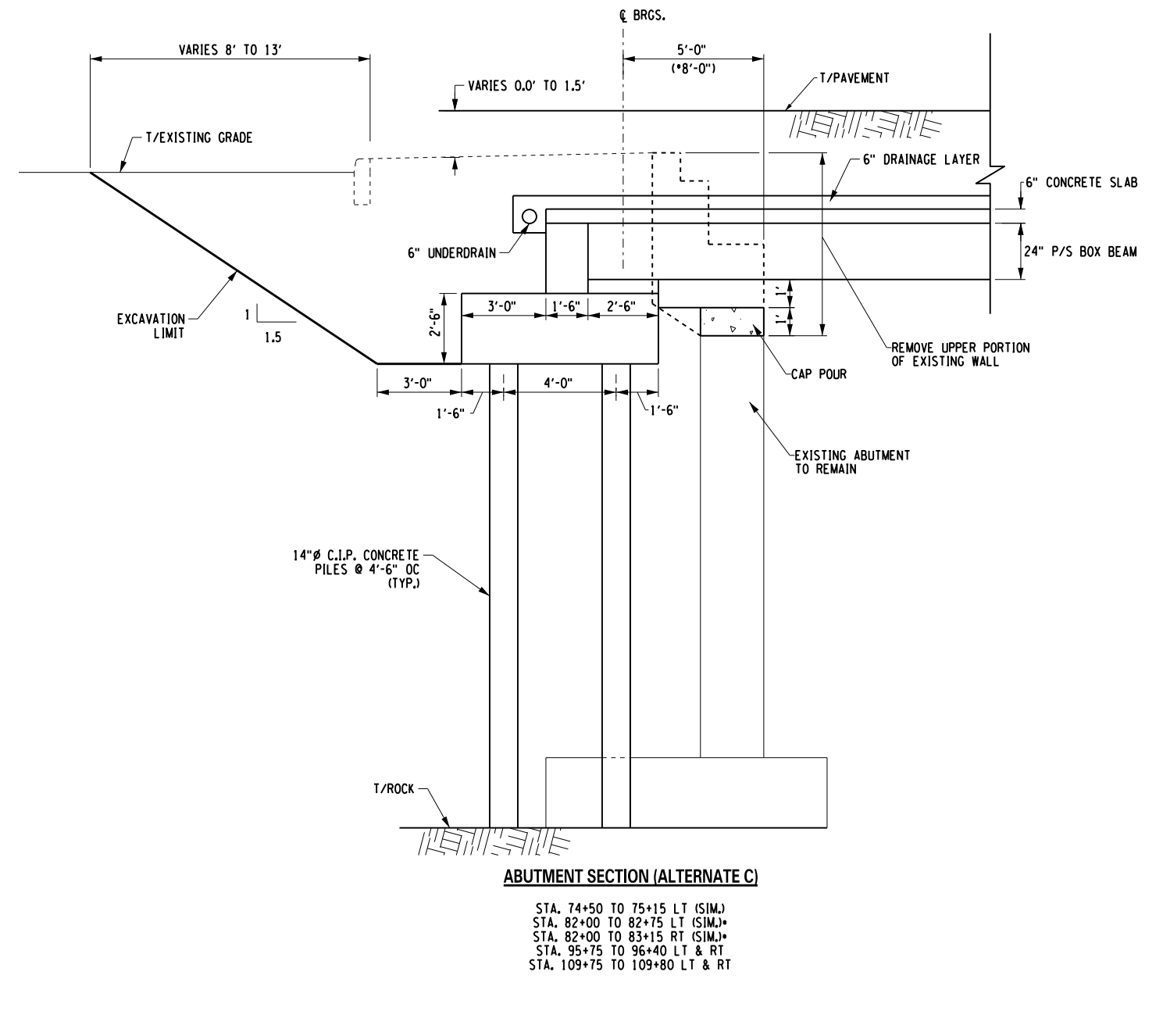
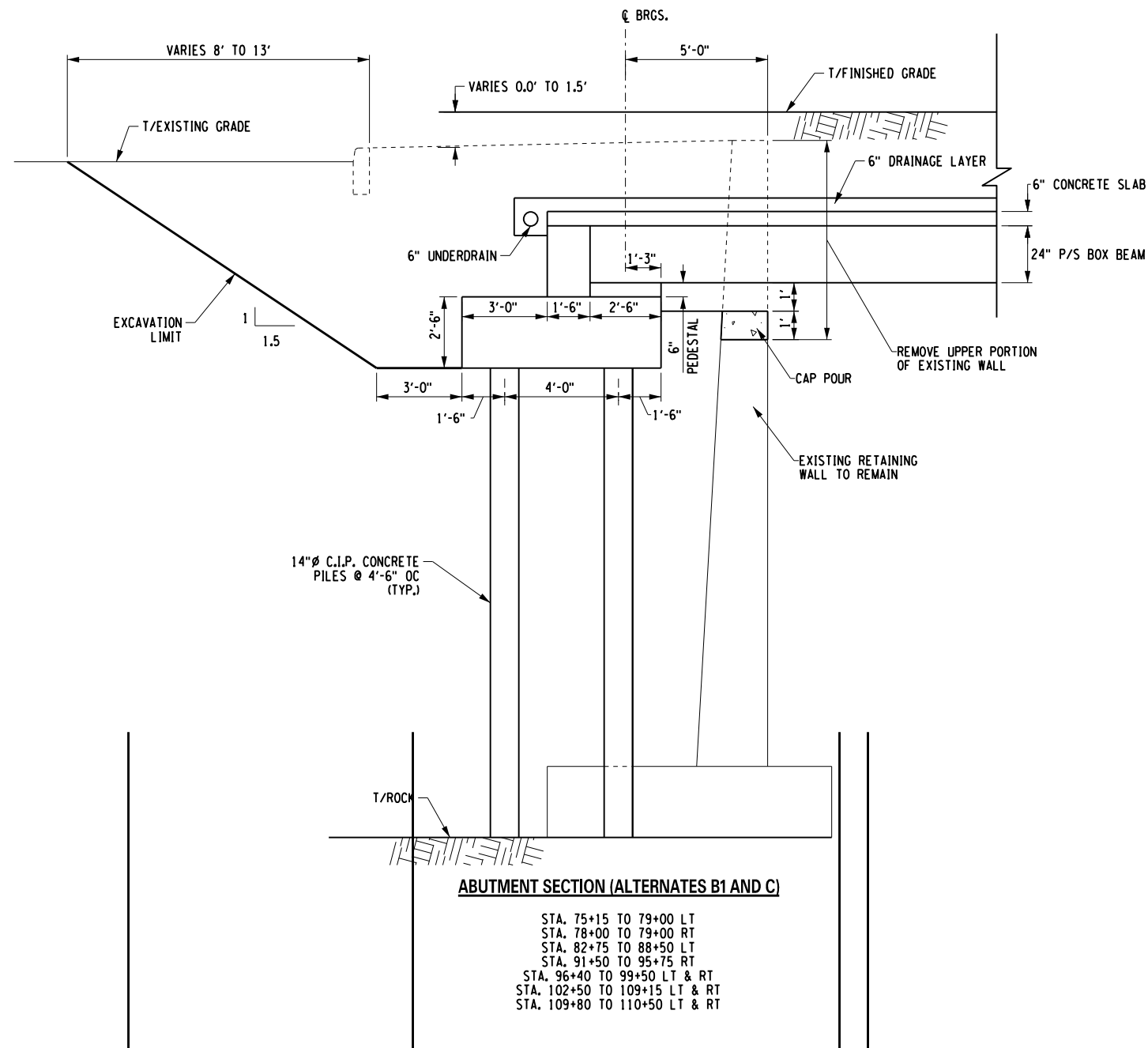


PREPARED BY: ON:	ALTERED BY: ON:

AS BUILT REVISIONS DESCRIPTION OF WORK:	PIN	BRIDGES	CULVERTS	ALL DIMENSIONS IN FT UNLESS OTHERWISE NOTED	CONTRACT NUMBER	 LaBella Associates, P.C.
SIGNATURE _____ DATE _____	PS&E DATE			BRIDGE SECTION ALTERNATE C	DRAWING NO. ST-C.02 SHEET NO.	
DOCUMENT NAME: 551252.cph.mdt.dgn	COUNTY:					

FILE NAME : Y:\NYSDOT\211361 Kensington\Drawings\Highway\Plans\551252.cph.mdt.dgn
 DATE/TIME : 5/18/2012 2:13:26 PM
 MODEL : ST-C.03

DESIGN SUPERVISOR **B. MILLER** JOB MANAGER **R. VENTRLOH** DESIGNED BY **J. KANIECKI** CHECKED BY **R. HOGLE** ESTIMATED BY **J. KANIECKI** DRAFTED BY **C. NORRIS** CHECKED BY **R. HOGLE**

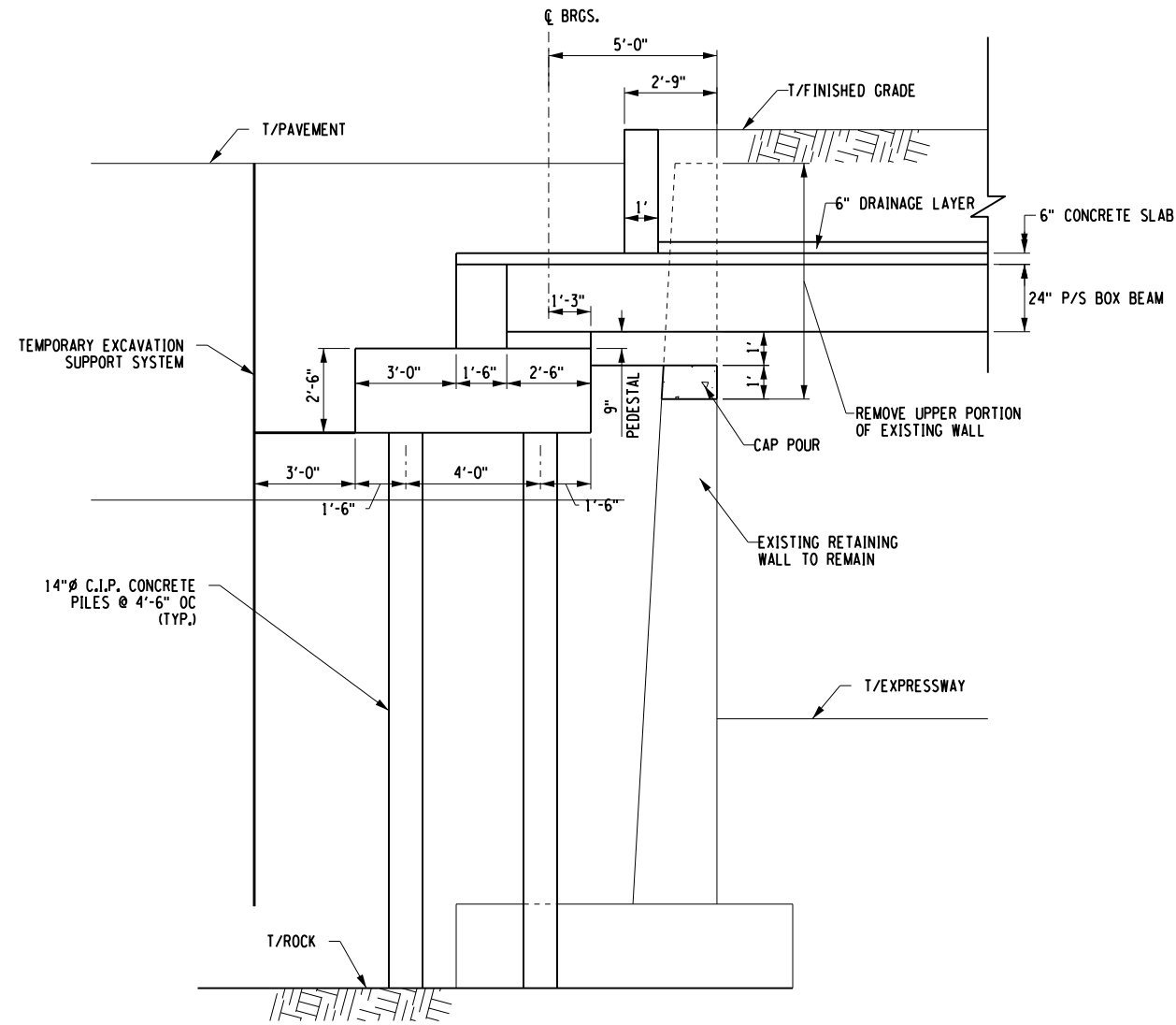


PREPARED BY: ON:	ALTERED BY: ON:
SIGNATURE _____ DATE _____	
DOCUMENT NAME: 551252.cph.mdt.dgn	

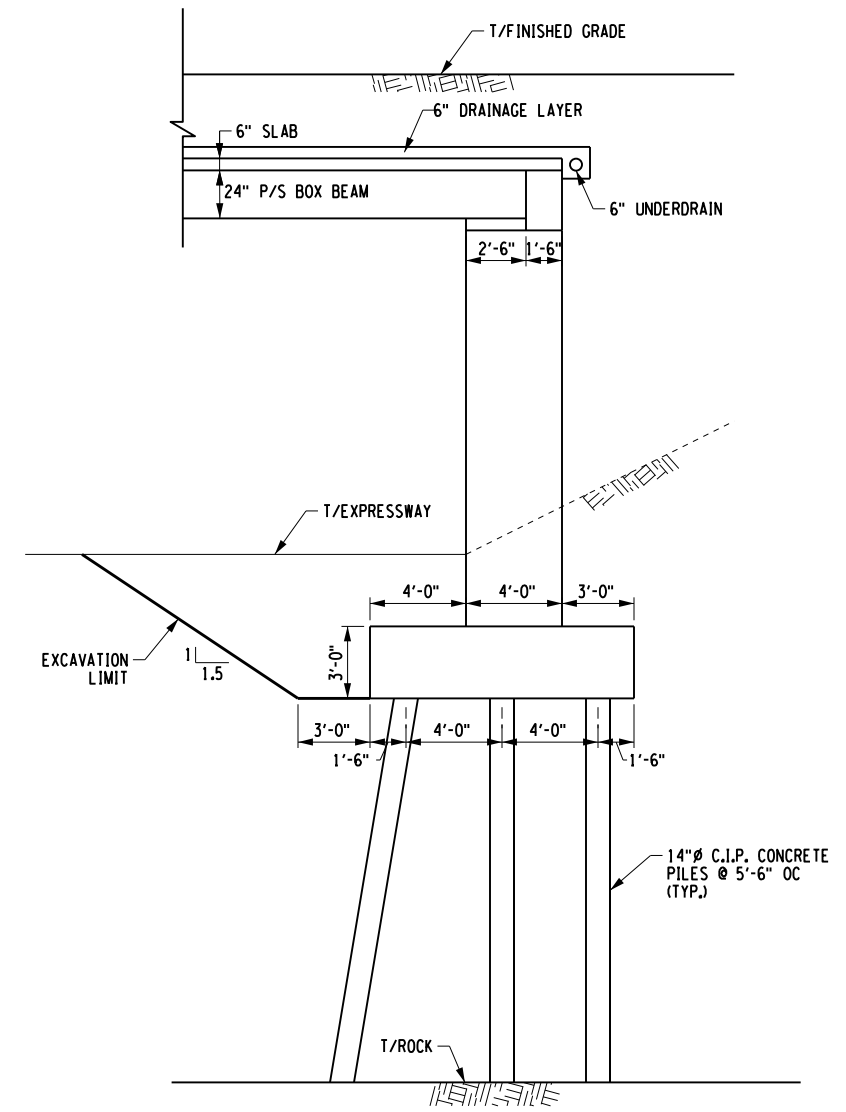
AS BUILT REVISIONS DESCRIPTION OF WORK:	PIN	BRIDGES	CULVERTS	ALL DIMENSIONS IN FT UNLESS OTHERWISE NOTED	CONTRACT NUMBER
SIGNATURE _____ DATE _____	PS&E DATE			ABUTMENT SECTION ALTERNATES B1 AND C	DRAWING NO. ST-C.03 SHEET NO.
COUNTY:					

FILE NAME : Y:\NSVD001\211361 Kensington\Drawings\Highway\Plans\070 Details\551252.cph.mdt.dgn
 DATE/TIME : 5/18/2012 2:13:27 PM
 MODEL : ST-C.04

DESIGN SUPERVISOR **B. MILLER** JOB MANAGER **R. VENVERTLOH** DESIGNED BY **V.J. KANIECKI** CHECKED BY **R. HOGLE** ESTIMATED BY **J. KANIECKI** DRAFTED BY **C. NORRIS** CHECKED BY **R. HOGLE**



ABUTMENT SECTION
 STA. 93+00 TO 95+75 LT
 SCALE: 3/16" = 1'



ABUTMENT SECTION
 STA. 74+50 TO 78+00 RT
 STA. 83+15 TO 86+35 RT
 SCALE: 1/8" = 1'

PREPARED BY: ON:	ALTERED BY: ON:

AS BUILT REVISIONS DESCRIPTION OF WORK:	
SIGNATURE _____	DATE _____
DOCUMENT NAME: 551252.cph.mdt.dgn	

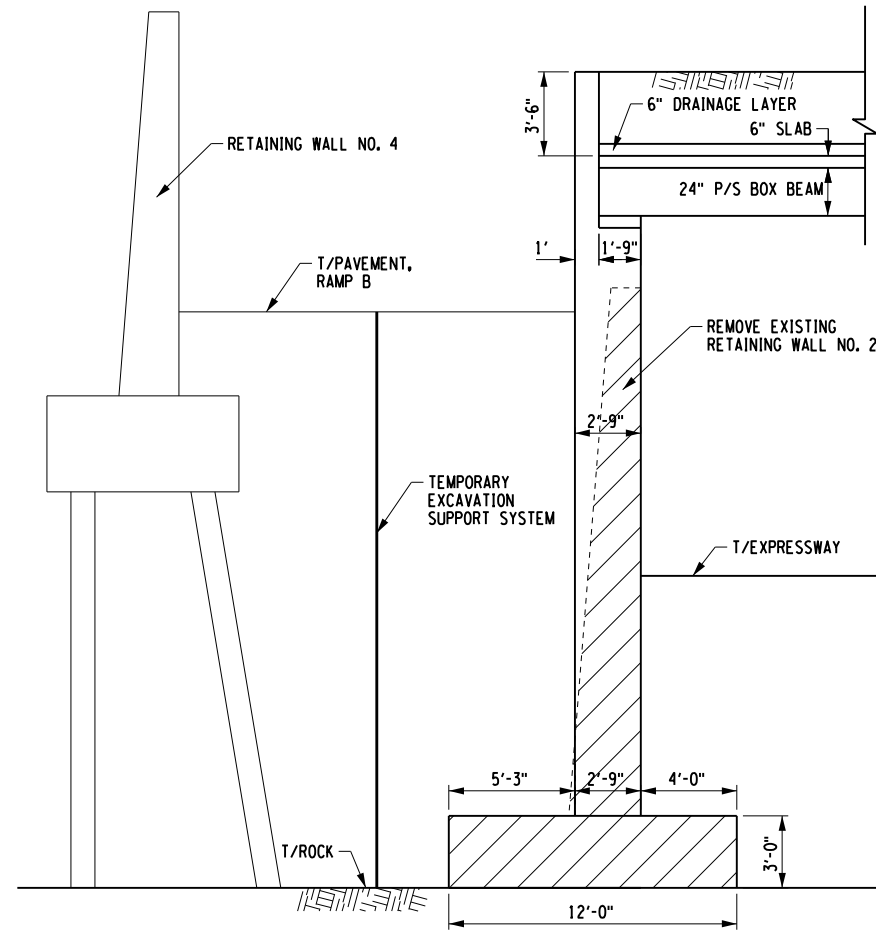
PIN	BRIDGES	CULVERTS
PS&E DATE		
COUNTY:		

ALL DIMENSIONS IN FT UNLESS OTHERWISE NOTED	CONTRACT NUMBER
ABUTMENT SECTION ALTERNATE C	DRAWING NO. ST-C.04 SHEET NO.

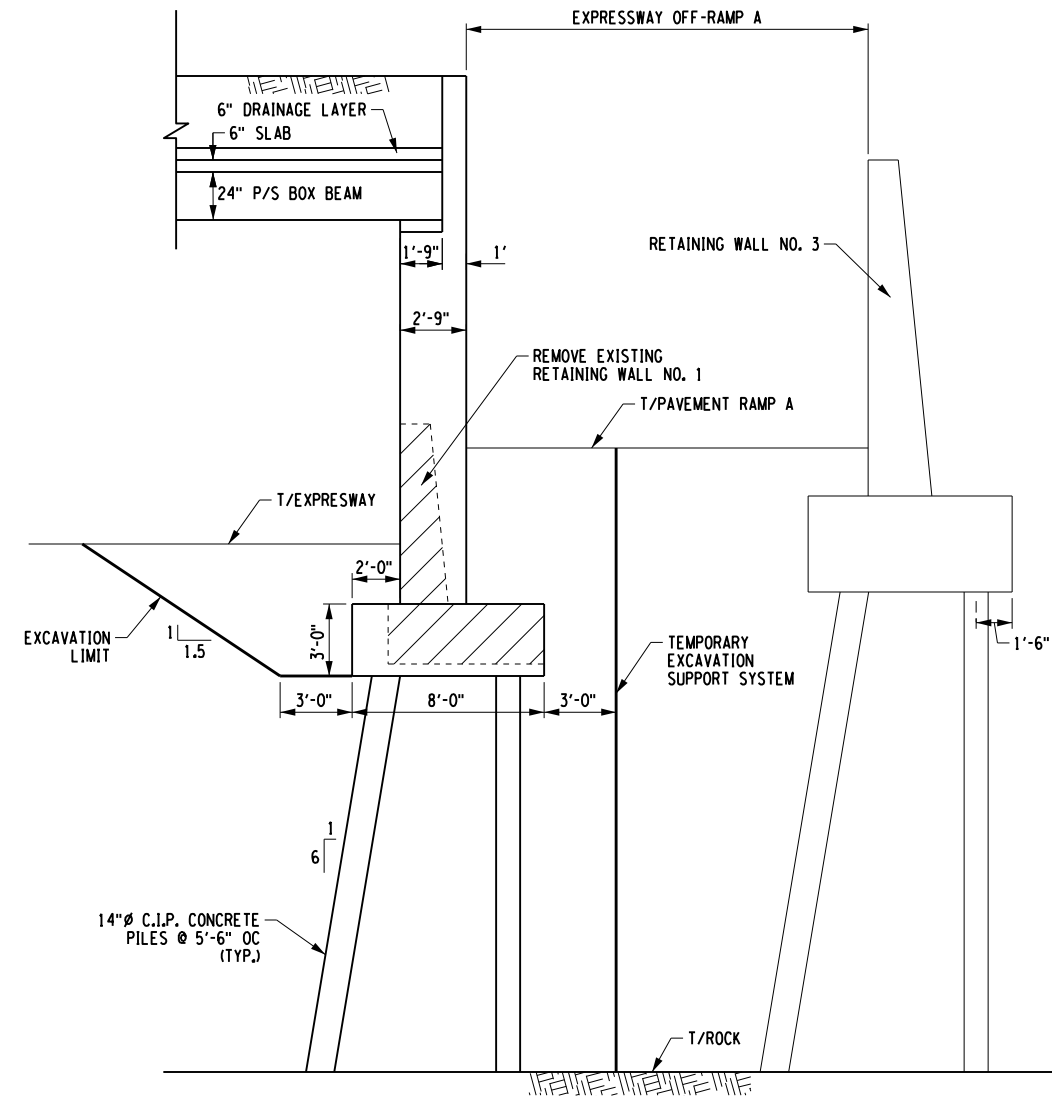
LaBella Associates, P.C.

FILE NAME : Y:\NYSDOT\211361 Kensington\Drawings\Highway\Plans\070 Details\551252.cph.mdt.dgn
 DATE/TIME : 5/18/2012 2:13:27 PM
 MODEL : ST-C.05

DESIGN SUPERVISOR **B. MILLER** JOB MANAGER **R. VENVERTLOH** DESIGNED BY **J. KANIECKI** CHECKED BY **R. HOGLE** ESTIMATED BY **J. KANIECKI** DRAFTED BY **C. NORRIS** CHECKED BY **R. HOGLE**



ABUTMENT SECTION
 STA. 91+50 TO 93+00 LT
 SCALE: 1/8" = 1'




ABUTMENT SECTION
 STA. 86+35 TO 88+50 RT
 SCALE: 1/8" = 1'

PREPARED BY: ON:	ALTERED BY: ON:

AS BUILT REVISIONS DESCRIPTION OF WORK:	
SIGNATURE _____	DATE _____
DOCUMENT NAME: 551252.cph.mdt.dgn	

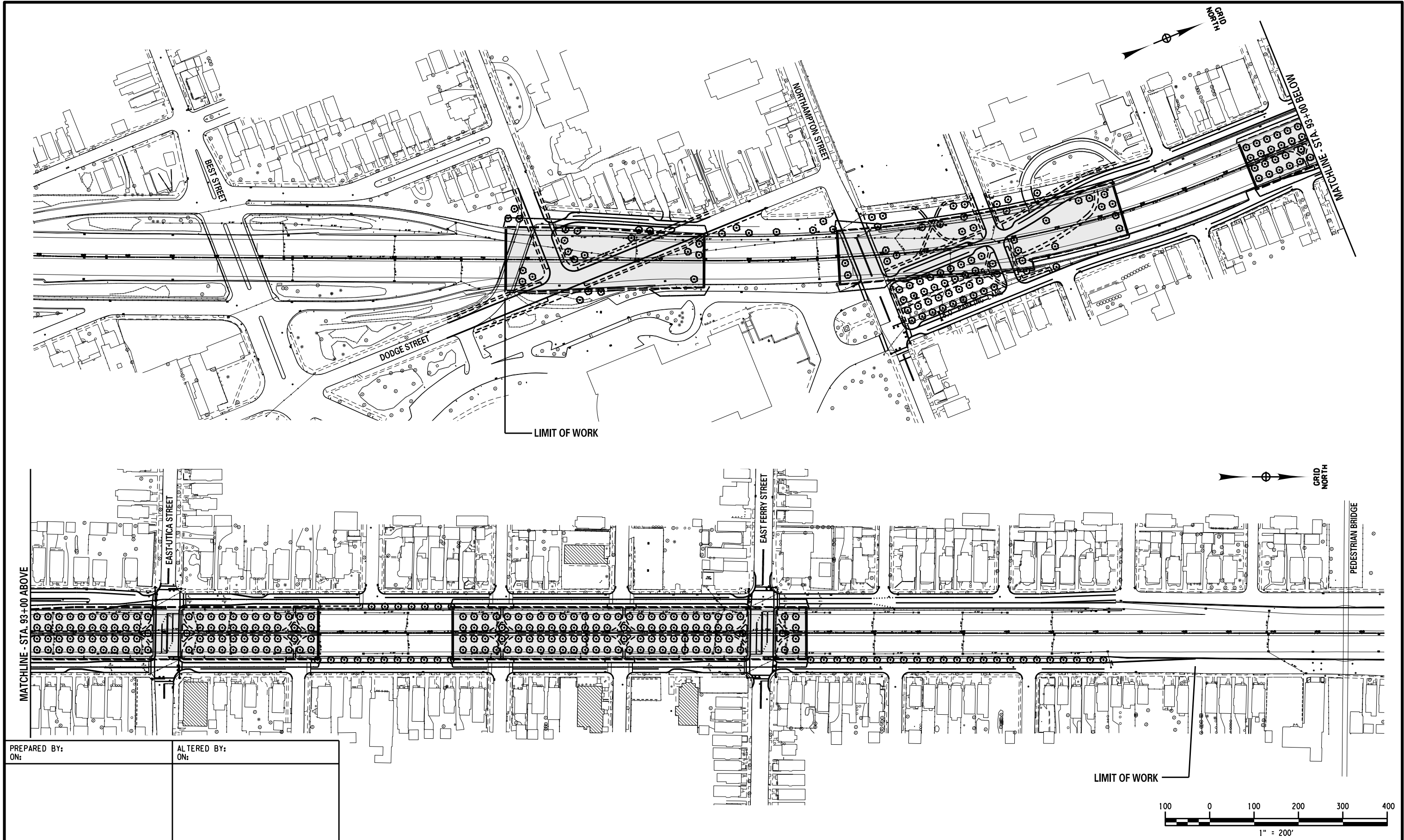
PIN	BRIDGES	CULVERTS
PS&E DATE		
COUNTY:		

ALL DIMENSIONS IN FT UNLESS OTHERWISE NOTED	CONTRACT NUMBER
ABUTMENT SECTION ALTERNATE C	DRAWING NO. ST-C.05 SHEET NO.

 LaBella Associates, P.C.
--

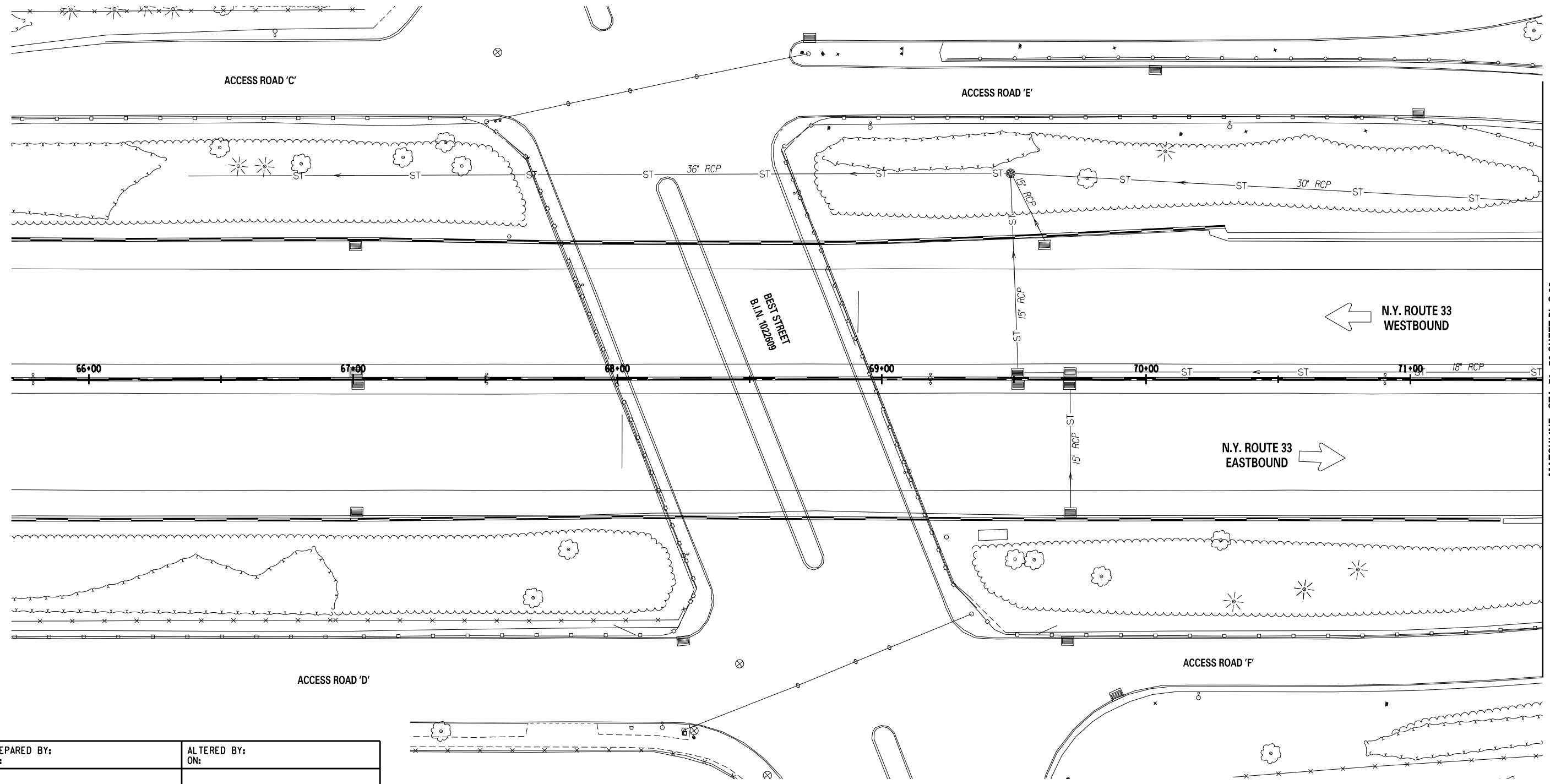

FILE NAME = Y:\NYSDOT\21361 Kensington\Drawings\Highway\Plans\00 Special Plans\551252.cph.gnp_AltC.dgn
 DATE/TIME = 5/18/2012 2:13:32 PM
 MODEL = IND-C

DESIGN SUPERVISOR B. MILLER JOB MANAGER R. VENTRLOH DESIGNED BY J. KANIECKI CHECKED BY R. HOGLE ESTIMATED BY J. KANIECKI CHECKED BY R. HOGLE DRAFTED BY C. NORRIS CHECKED BY R. HOGLE



PREPARED BY: ON:	ALTERED BY: ON:
SIGNATURE _____ DATE _____	
DOCUMENT NAME: 551252.cph.gnp_AltC.dgn	

AS BUILT REVISIONS DESCRIPTION OF WORK:	PIN	BRIDGES	CULVERTS	ALL DIMENSIONS IN FT UNLESS OTHERWISE NOTED	CONTRACT NUMBER
	PS&E DATE			GENERAL PLAN ALTERNATE C	DRAWING NO. GP-C SHEET NO.
	COUNTY:				
NEW YORK STATE DEPARTMENT OF TRANSPORTATION REGION 5					LaBella Associates, P.C.



MATCHLINE - STA. 71+50 SHEET PL-C.02

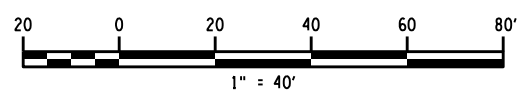
PREPARED BY: ON:	ALTERED BY: ON:

AS BUILT REVISIONS DESCRIPTION OF WORK:	
SIGNATURE _____	DATE _____
DOCUMENT NAME: 551252.cph.pln_A1C.dgn	

PIN	BRIDGES	CULVERTS
PS&E DATE		
COUNTY:		

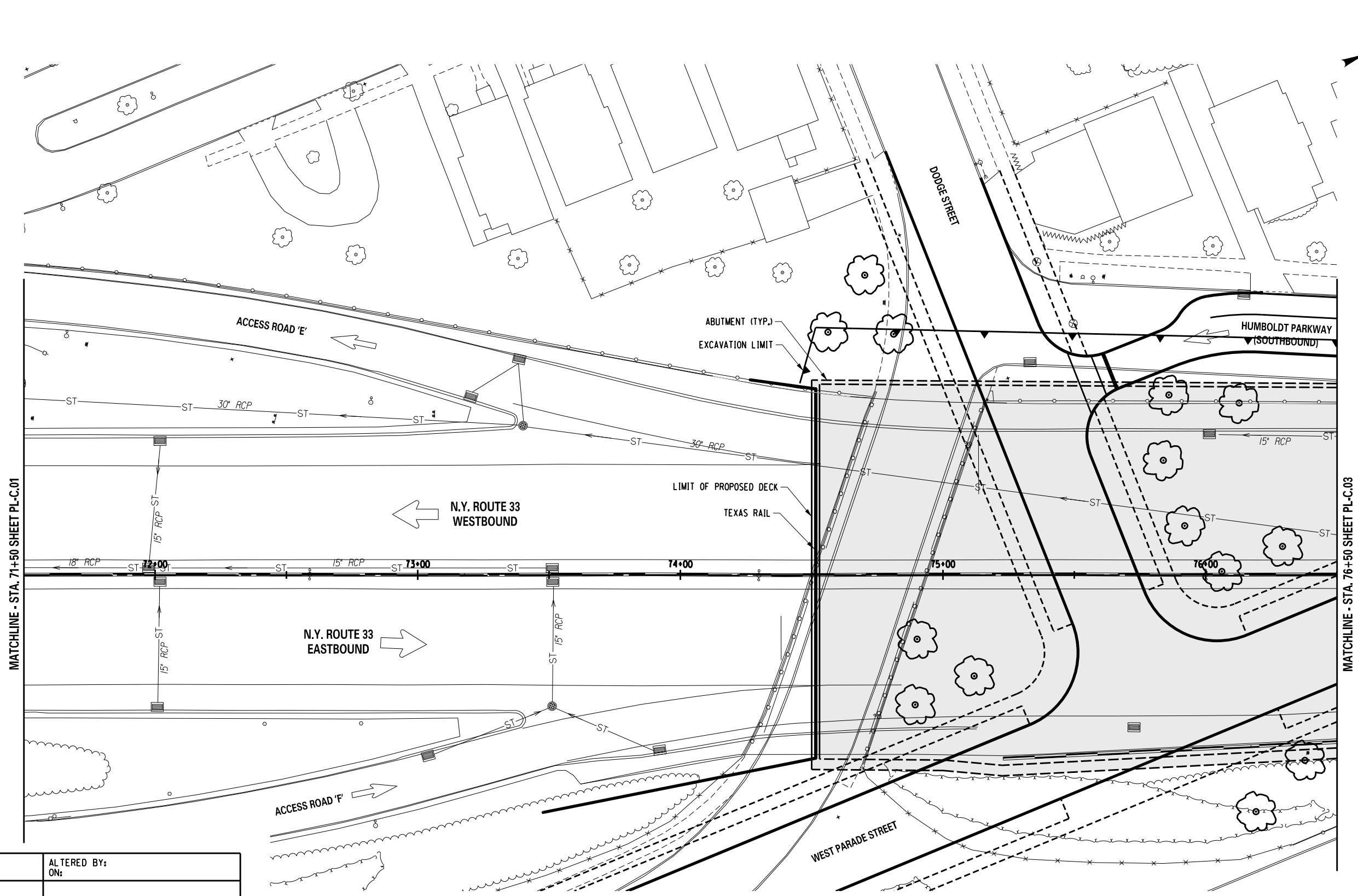
ALL DIMENSIONS IN FT UNLESS OTHERWISE NOTED	CONTRACT NUMBER
ROADWAY PLANS ALTERNATE C	DRAWING NO. PL-C.01 SHEET NO.

NEW YORK STATE DEPARTMENT OF TRANSPORTATION REGION 5	LaBella Associates, P.C.
--	--------------------------



FILE NAME = Y:\NYS\DOT\21361 Kensington\Drawings\Highway\Plans\551252.cph.pln_A1C.dgn
 DATE/TIME = 5/18/2012 2:13:35 PM
 MODEL = PL-02

DESIGN SUPERVISOR B. MILLER JOB MANAGER R. VENVERTLOH DESIGNED BY J. KANIECKI CHECKED BY R. HOGLE ESTIMATED BY J. KANIECKI DRAFTED BY C. NORRIS CHECKED BY R. HOGLE



MATCHLINE - STA. 71+50 SHEET PL-C.01

MATCHLINE - STA. 76+50 SHEET PL-C.03

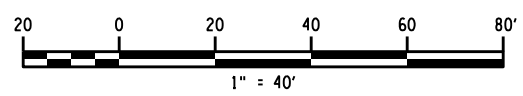
PREPARED BY: ON:	ALTERED BY: ON:
SIGNATURE _____ DATE _____	
DOCUMENT NAME: 551252.cph.pln_A1C.dgn	

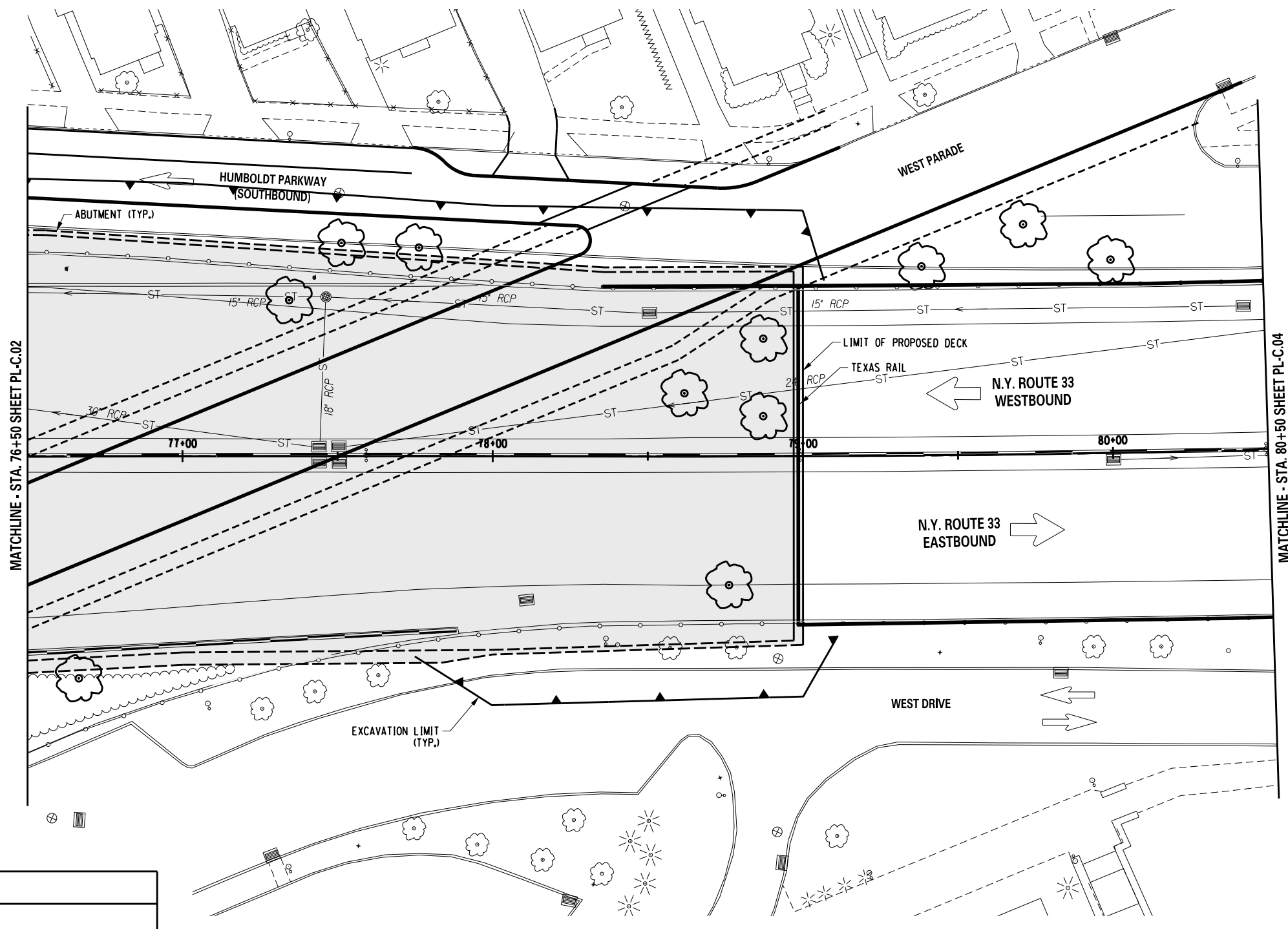

AS BUILT REVISIONS DESCRIPTION OF WORK:	
COUNTY:	

PIN	
PS&E DATE	

BRIDGES	
CULVERTS	

ALL DIMENSIONS IN FT UNLESS OTHERWISE NOTED	CONTRACT NUMBER
ROADWAY PLANS ALTERNATE C	DRAWING NO. PL-C.02 SHEET NO.





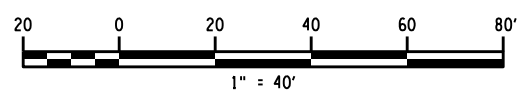
PREPARED BY: ON:	ALTERED BY: ON:
SIGNATURE _____ DATE _____	
DOCUMENT NAME: 551252.cph.pln_A1C.dgn	

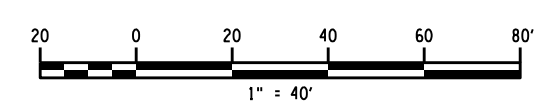

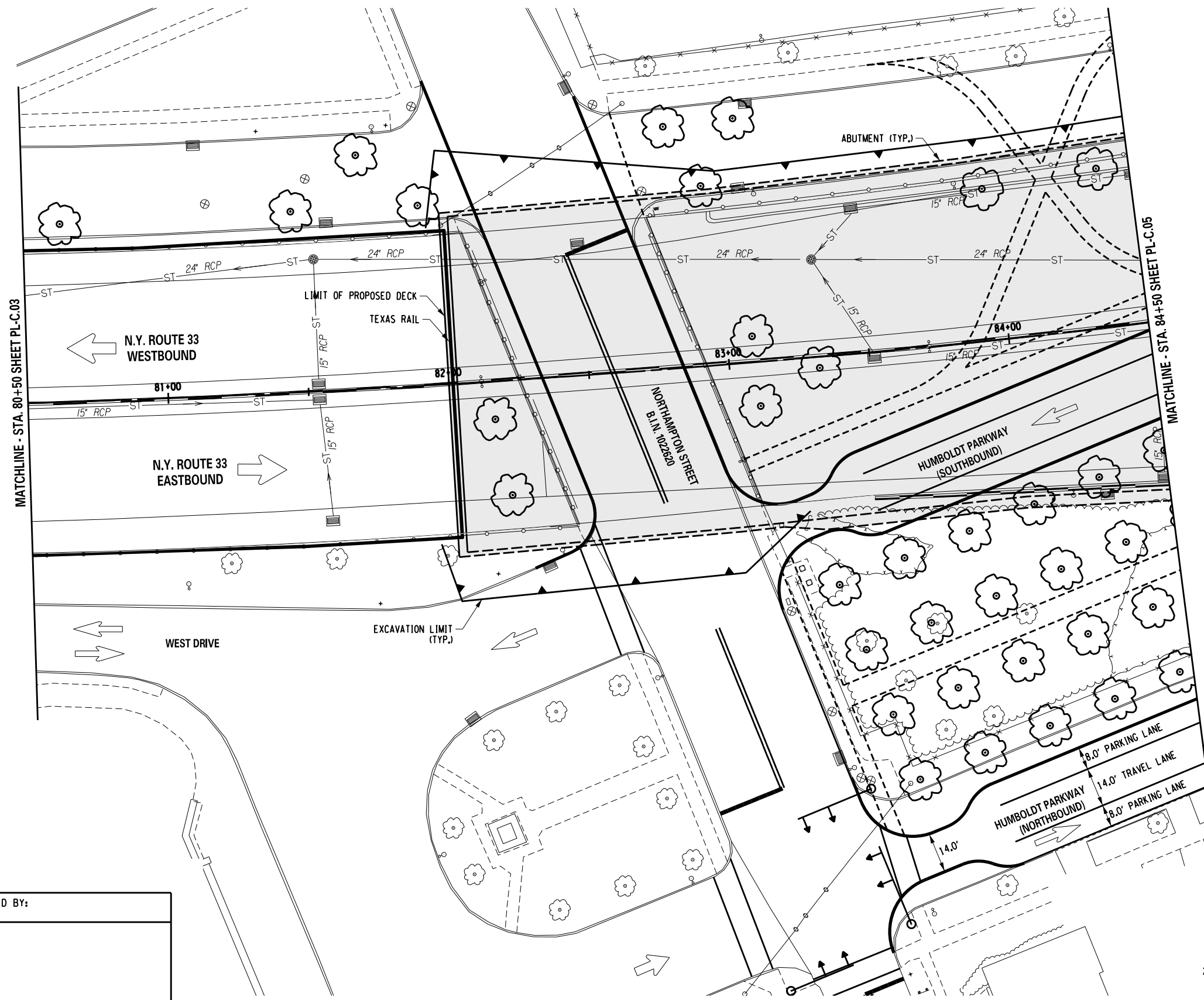
AS BUILT REVISIONS DESCRIPTION OF WORK:	PIN
	PS&E DATE
COUNTY:	

BRIDGES	CULVERTS

ALL DIMENSIONS IN FT UNLESS OTHERWISE NOTED	CONTRACT NUMBER
ROADWAY PLANS ALTERNATE C	DRAWING NO. PL-C.03 SHEET NO.

NEW YORK STATE DEPARTMENT OF TRANSPORTATION REGION 5	
--	--






PREPARED BY: ON:	ALTERED BY: ON:

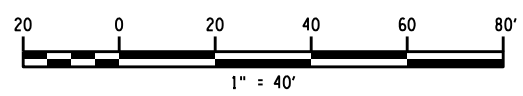
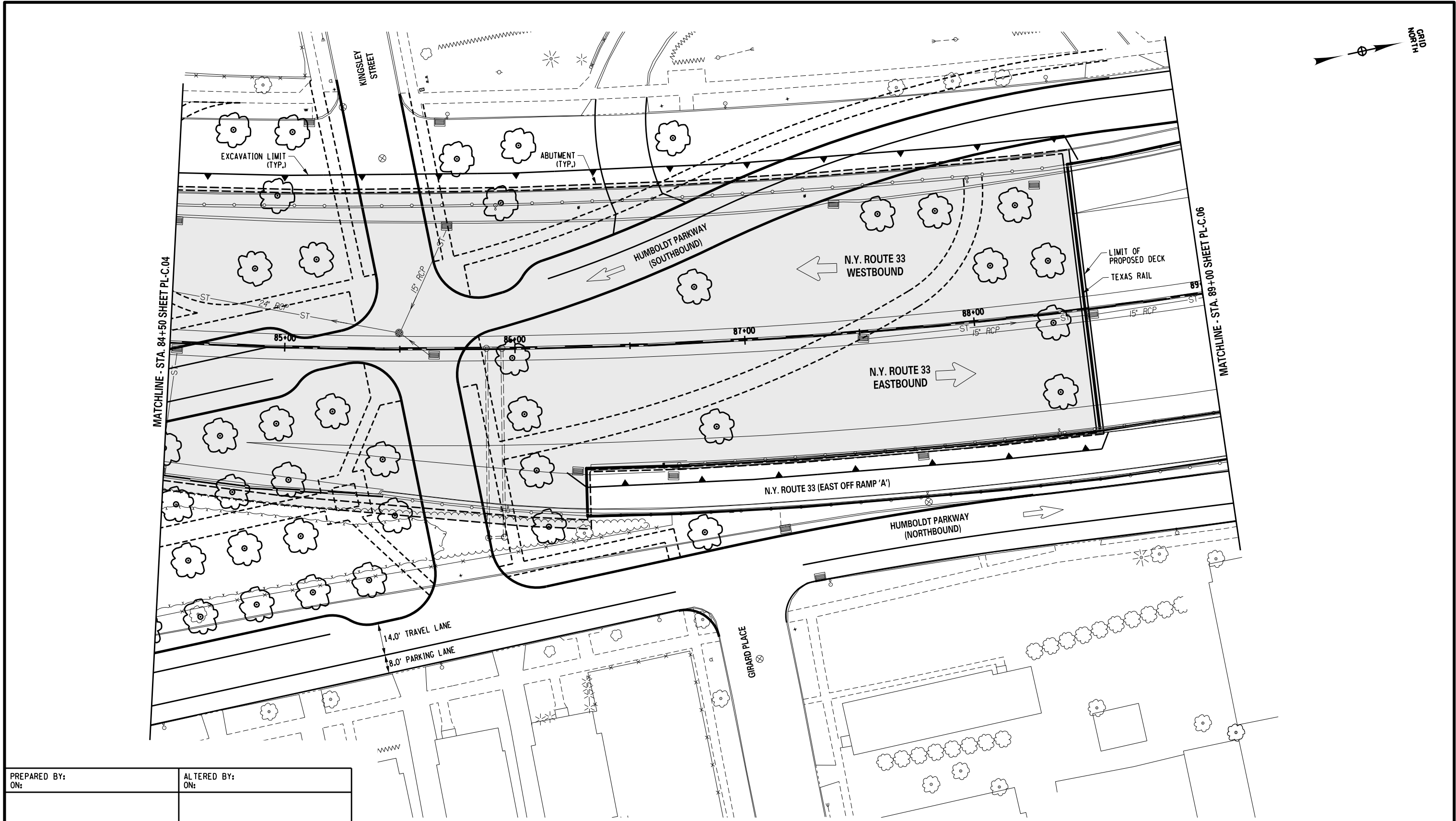
AS BUILT REVISIONS DESCRIPTION OF WORK:	
SIGNATURE _____	DATE _____
DOCUMENT NAME: 551252.cph.pln_A1+C.dgn	

COUNTY:	PIN
	PS&E DATE

BRIDGES	CULVERTS

ALL DIMENSIONS IN FT UNLESS OTHERWISE NOTED
ROADWAY PLANS ALTERNATE C

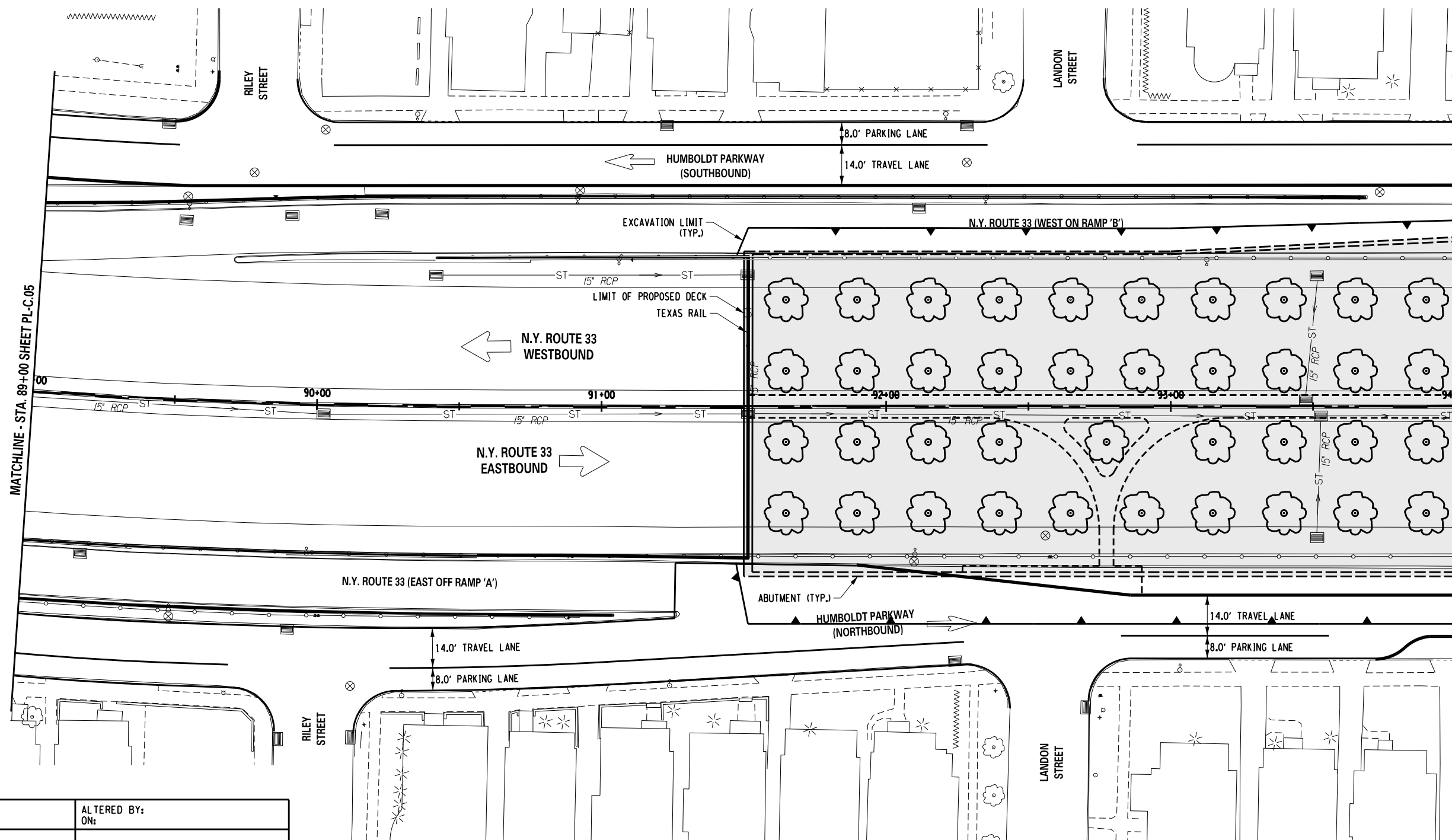
CONTRACT NUMBER	
DRAWING NO. PL-C.04 SHEET NO.	



PREPARED BY: ON:	ALTERED BY: ON:
SIGNATURE _____ DATE _____	
DOCUMENT NAME: 551252.cph.pln_A1C.dgn	

AS BUILT REVISIONS DESCRIPTION OF WORK:	PIN	BRIDGES	CULVERTS	ALL DIMENSIONS IN FT UNLESS OTHERWISE NOTED	CONTRACT NUMBER
	PS&E DATE			ROADWAY PLANS ALTERNATE C	DRAWING NO. PL-C.05 SHEET NO.
	COUNTY:				NEW YORK STATE DEPARTMENT OF TRANSPORTATION REGION 5





MATCHLINE - STA. 89+00 SHEET PL-C.05

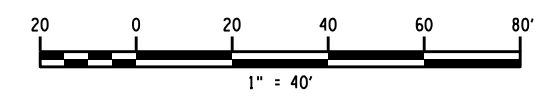
MATCHLINE - STA. 94+00 SHEET PL-C.07

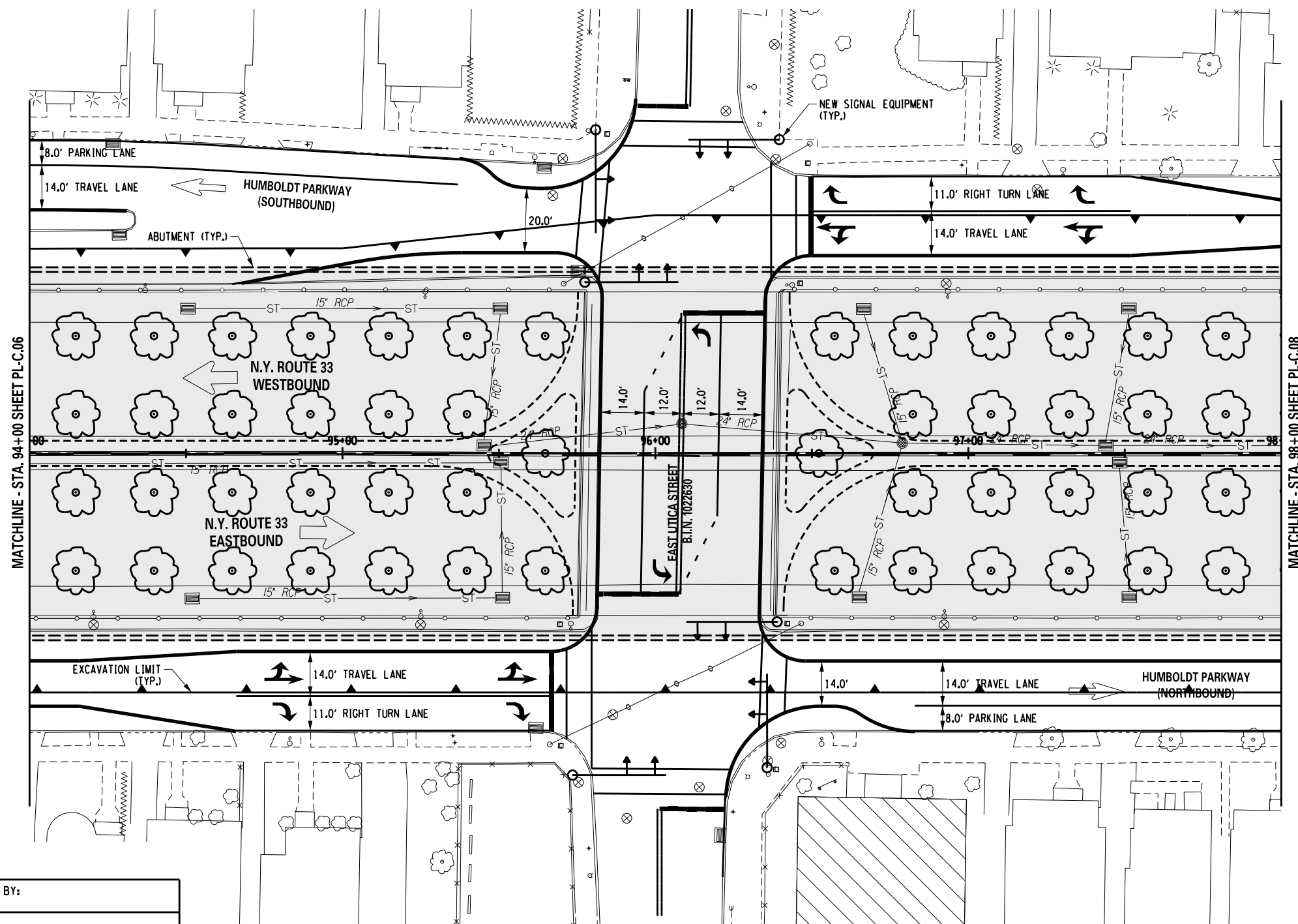

PREPARED BY: ON:	ALTERED BY: ON:

AS BUILT REVISIONS DESCRIPTION OF WORK:	
SIGNATURE	DATE
DOCUMENT NAME: 551252.cph.pln_A1C.dgn	

PIN	BRIDGES	CULVERTS
PS&E DATE		
COUNTY:		

ALL DIMENSIONS IN FT UNLESS OTHERWISE NOTED	CONTRACT NUMBER
ROADWAY PLANS ALTERNATE C	DRAWING NO. PL-C.06 SHEET NO.



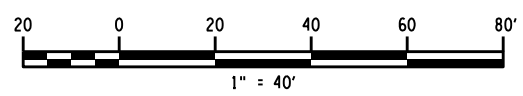


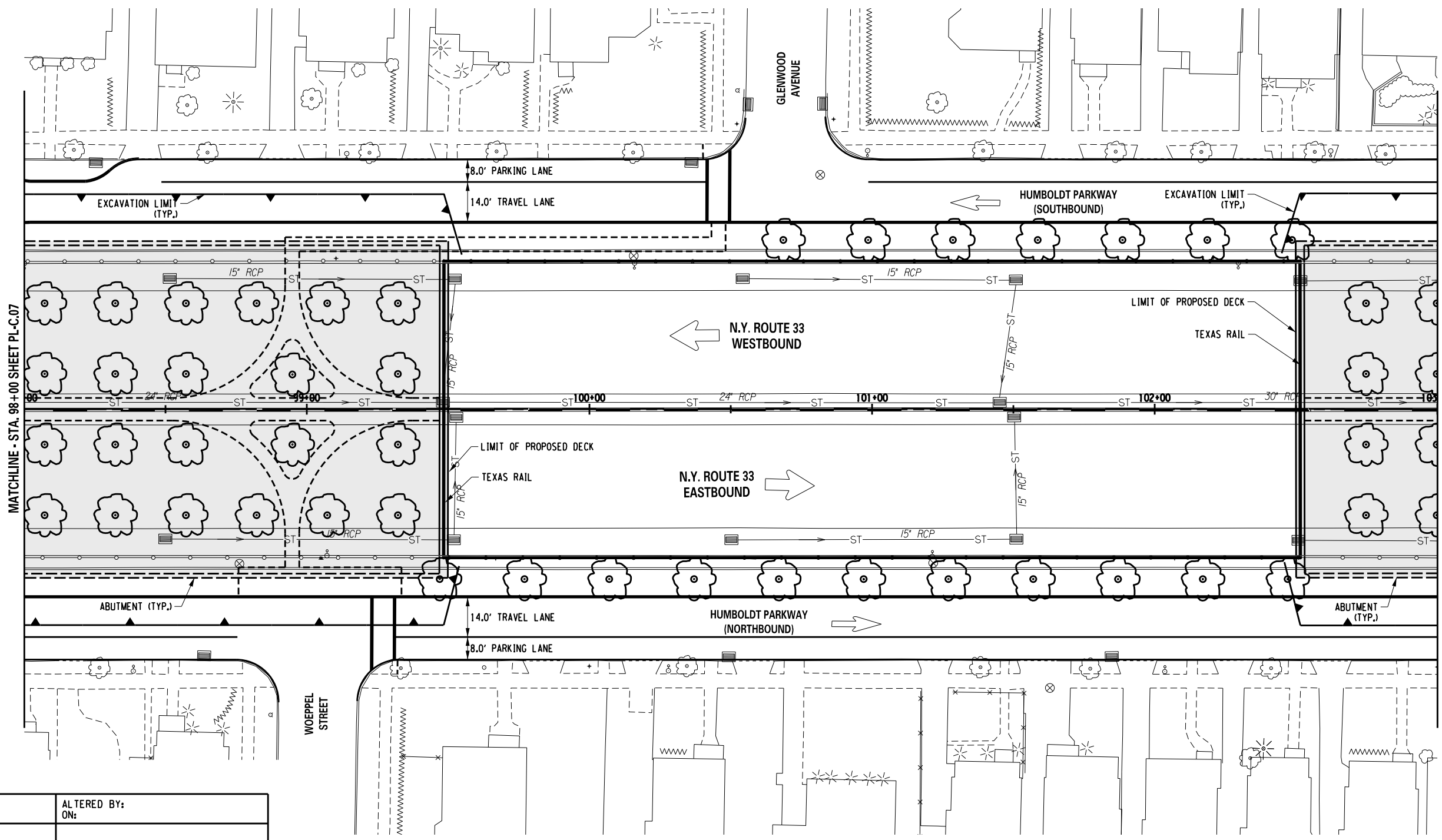
PREPARED BY: ON:	ALTERED BY: ON:
AS BUILT REVISIONS DESCRIPTION OF WORK:	
SIGNATURE _____	DATE _____
DOCUMENT NAME: 551252.cph.pln_A11C.dgn	

PIN	BRIDGES	CULVERTS
PS&E DATE		
COUNTY:		

ALL DIMENSIONS IN FT UNLESS OTHERWISE NOTED	CONTRACT NUMBER
ROADWAY PLANS ALTERNATE C	DRAWING NO. PL-C.07 SHEET NO.

NEW YORK STATE DEPARTMENT OF TRANSPORTATION REGION 5	
--	--





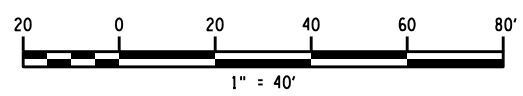
PREPARED BY: ON:	ALTERED BY: ON:
SIGNATURE _____ DATE _____	
DOCUMENT NAME: 551252.cph.pln_A1C.dgn	

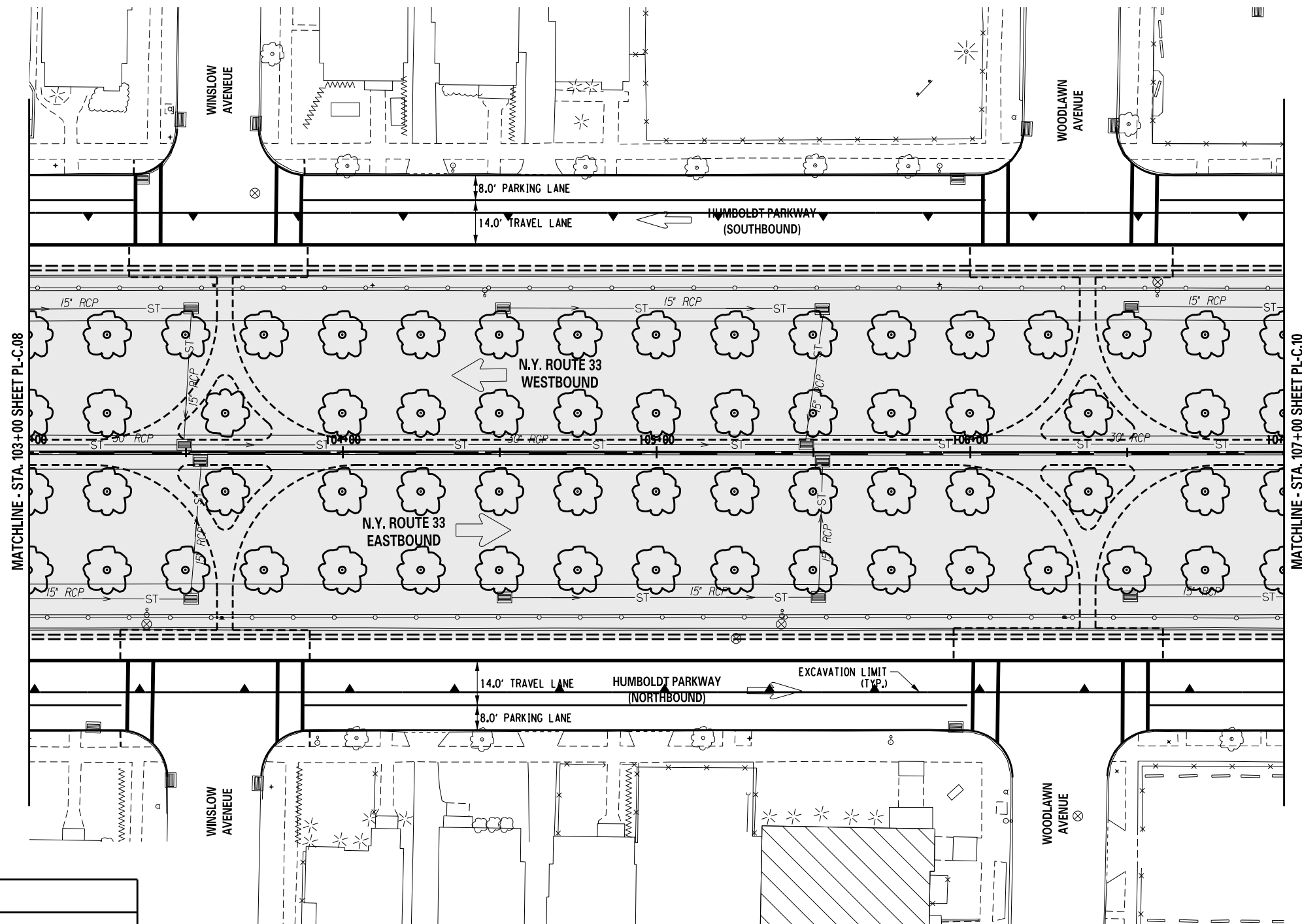
AS BUILT REVISIONS DESCRIPTION OF WORK:	PIN
	PS&E DATE
	COUNTY:

BRIDGES	CULVERTS

ALL DIMENSIONS IN FT UNLESS OTHERWISE NOTED	CONTRACT NUMBER
ROADWAY PLANS ALTERNATE C	DRAWING NO. PL-C-08 SHEET NO.

NEW YORK STATE DEPARTMENT OF TRANSPORTATION REGION 5	
--	--





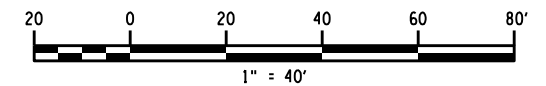
PREPARED BY: ON:	ALTERED BY: ON:
SIGNATURE _____ DATE _____	
DOCUMENT NAME: 551252.cph.pln_A1C.dgn	

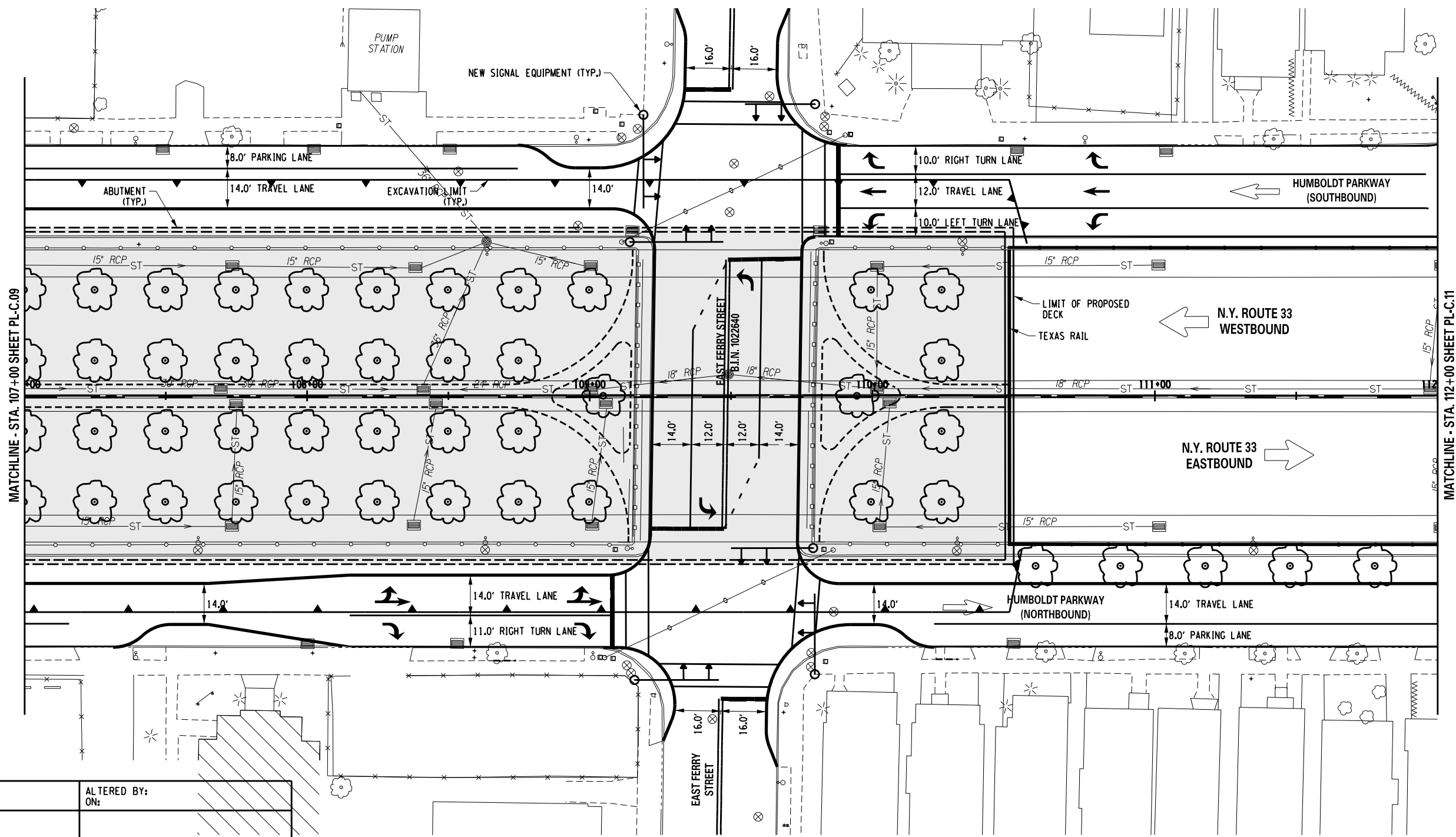
AS BUILT REVISIONS DESCRIPTION OF WORK:	PIN
	PS&E DATE
COUNTY:	

BRIDGES	CULVERTS
ALL DIMENSIONS IN FT UNLESS OTHERWISE NOTED	
ROADWAY PLANS ALTERNATE C	

CONTRACT NUMBER
DRAWING NO. PL-C.09 SHEET NO.

NEW YORK STATE DEPARTMENT OF TRANSPORTATION REGION 5
--





PREPARED BY:
ON:

ALTERED BY:
ON:

AS BUILT REVISIONS
DESCRIPTION OF WORK:

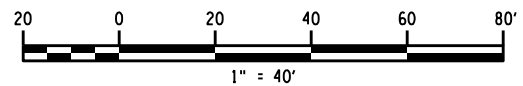
SIGNATURE _____ DATE _____

COUNTY: _____

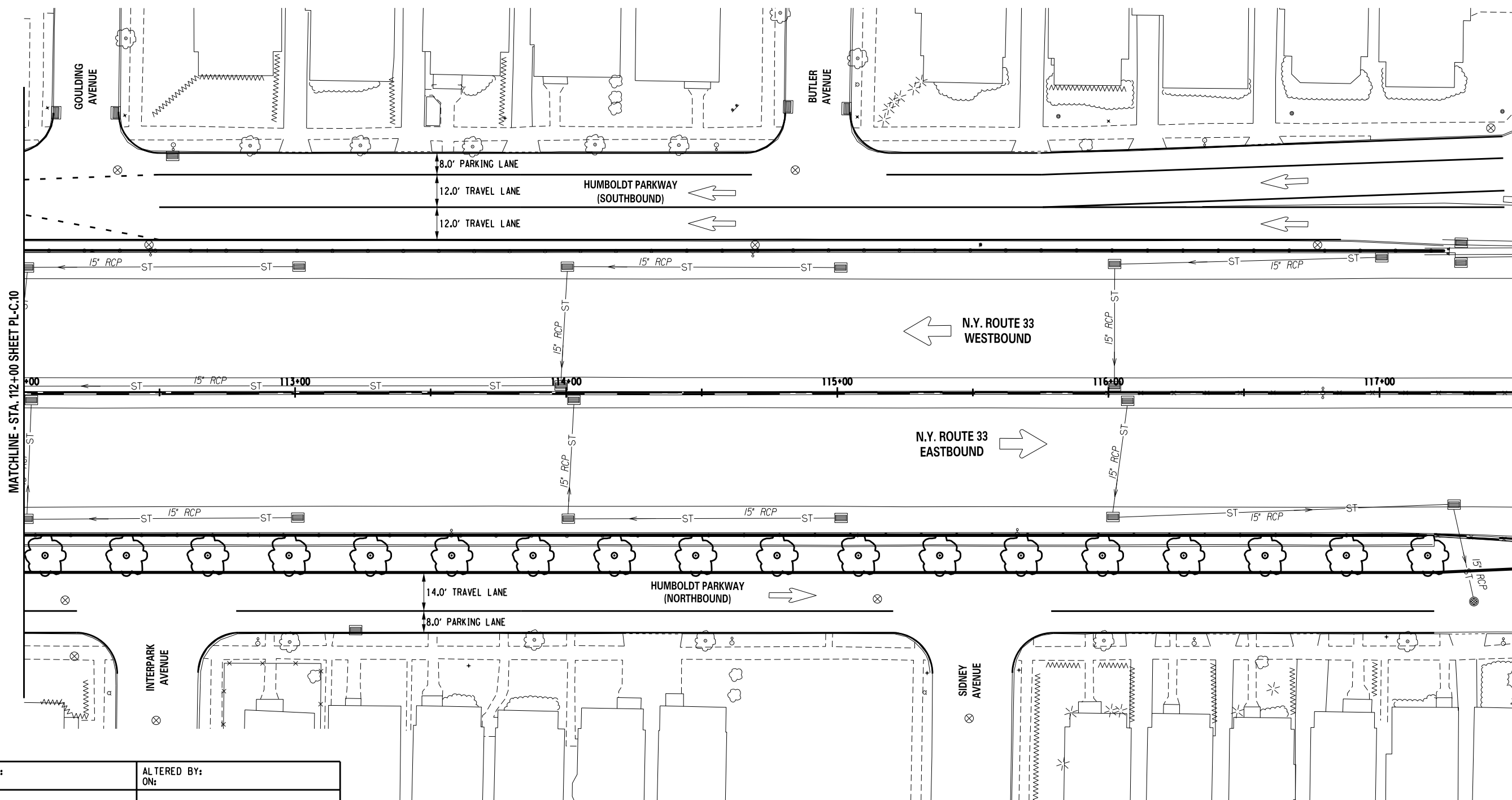
PIN _____
PS&E DATE _____

BRIDGES _____
CULVERTS _____
ALL DIMENSIONS IN FT UNLESS OTHERWISE NOTED

CONTRACT NUMBER _____
DRAWING NO. PL-C.10
SHEET NO. _____



DOCUMENT NAME: 551252.cph.pln_A11C.dgn



MATCHLINE - STA. 112+00 SHEET PL-C.10

MATCHLINE - STA. 117+50 SHEET PL-C.12

PREPARED BY: ON:	ALTERED BY: ON:
SIGNATURE _____ DATE _____	
DOCUMENT NAME: 551252.cph.pln_A1C.dgn	

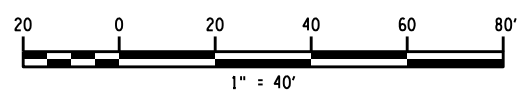
AS BUILT REVISIONS DESCRIPTION OF WORK:	
COUNTY:	

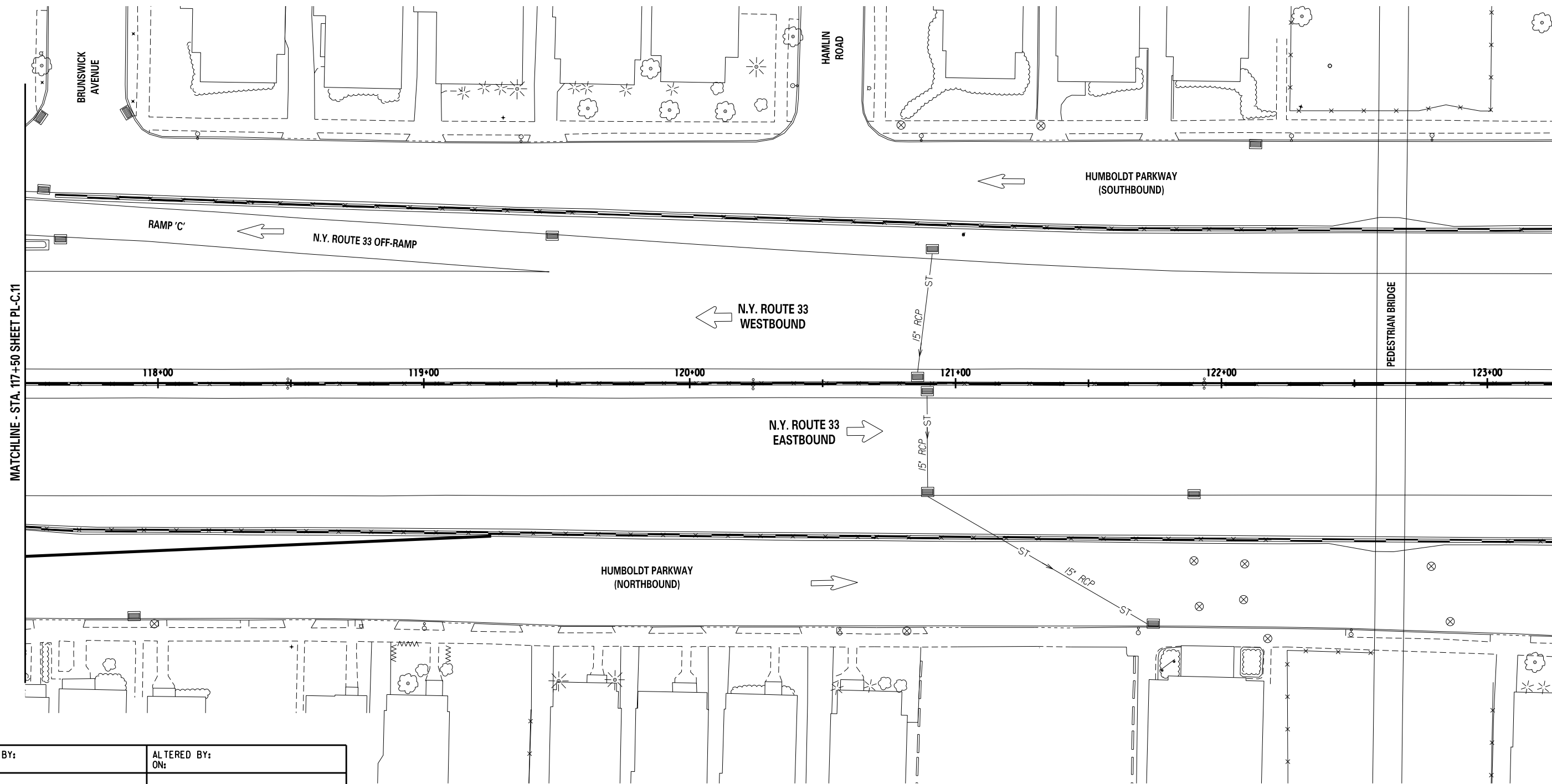
PIN	
PS&E DATE	

BRIDGES	
CULVERTS	

ALL DIMENSIONS IN FT UNLESS OTHERWISE NOTED
ROADWAY PLANS ALTERNATE C

CONTRACT NUMBER	
DRAWING NO. PL-C.11	
SHEET NO.	





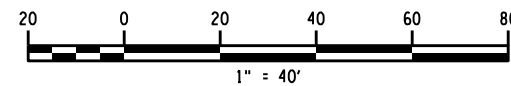
PREPARED BY: ON:	ALTERED BY: ON:
SIGNATURE _____ DATE _____	
DOCUMENT NAME: 551252.cph.pln_A1C.dgn	

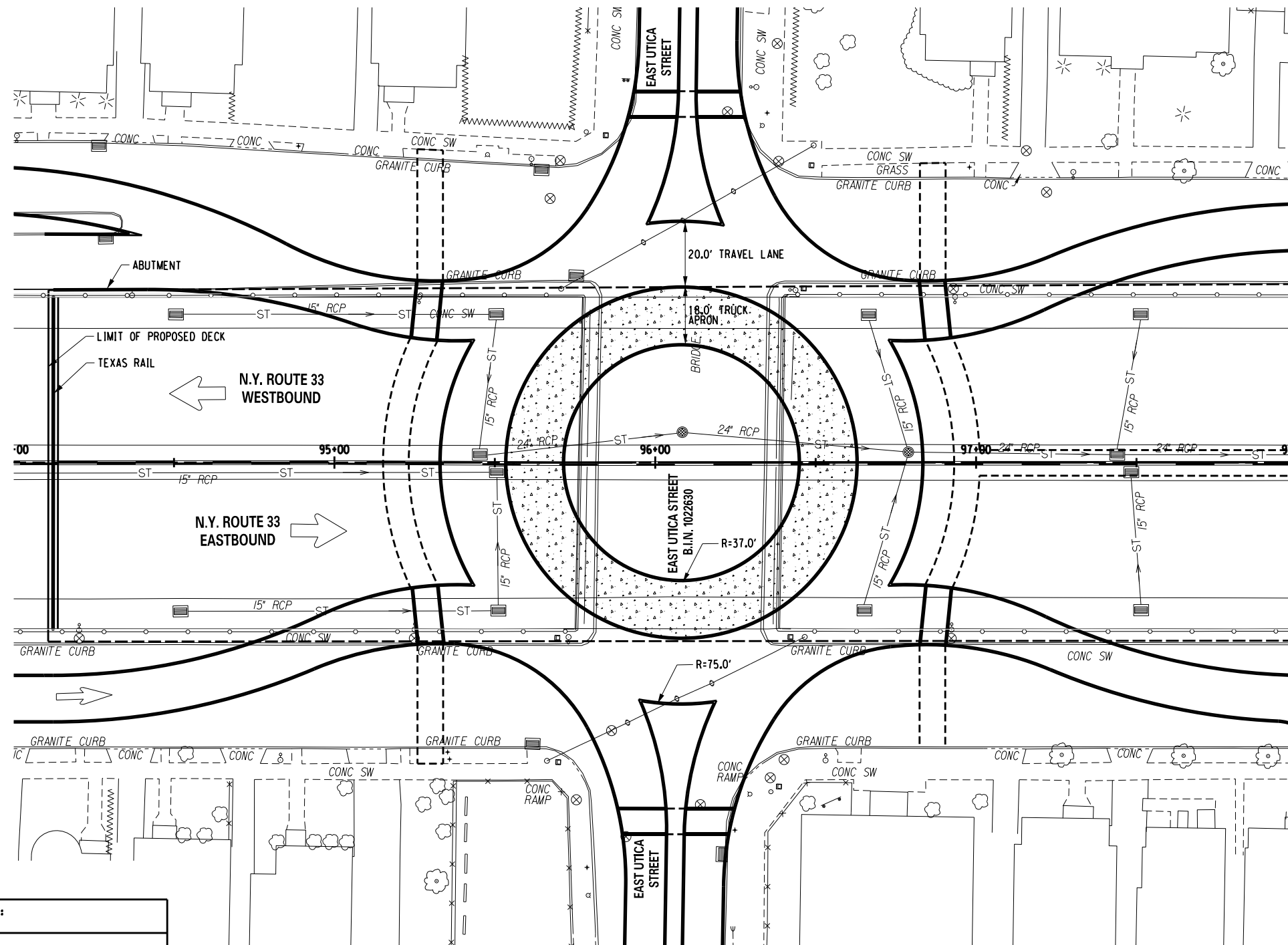

AS BUILT REVISIONS DESCRIPTION OF WORK:	PIN
	PS&E DATE
COUNTY:	

BRIDGES	CULVERTS

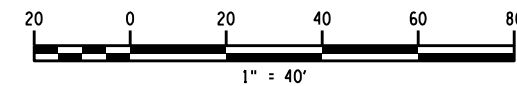
ALL DIMENSIONS IN FT UNLESS OTHERWISE NOTED	CONTRACT NUMBER
ROADWAY PLANS ALTERNATE C	DRAWING NO. PL-C.12 SHEET NO.

NEW YORK STATE DEPARTMENT OF TRANSPORTATION REGION 5	
--	--





**SUB-ALTERNATE C1
 SINGLE LANE ROUNDABOUT**



PREPARED BY: ON:	ALTERED BY: ON:
SIGNATURE _____ DATE _____	
DOCUMENT NAME: 551252.cph.pln_A1C1.dgn	

AS BUILT REVISIONS DESCRIPTION OF WORK:	
COUNTY:	

PIN	
PS&E DATE	

BRIDGES	
CULVERTS	

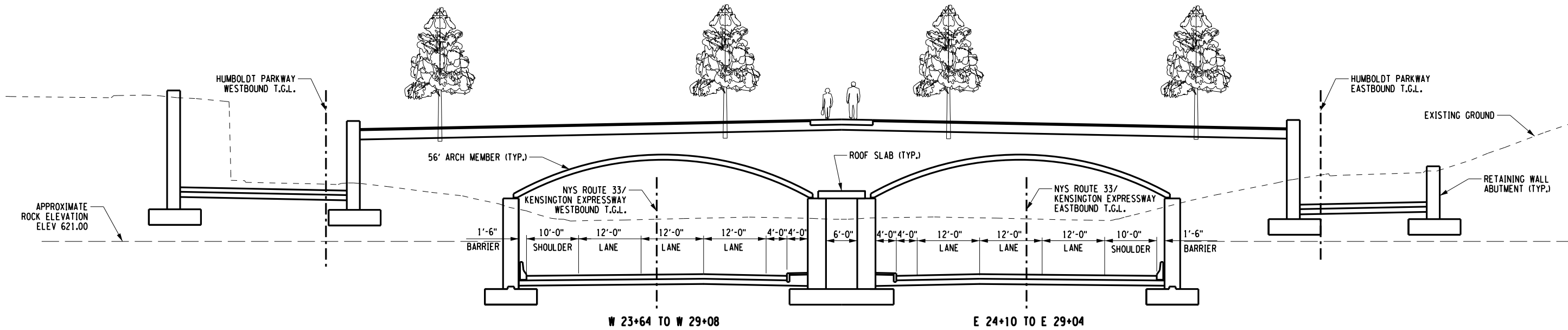
ALL DIMENSIONS IN FT UNLESS OTHERWISE NOTED
SINGLE LANE ROUNDABOUT SUB-ALTERNATE C1

CONTRACT NUMBER	
DRAWING NO. PL-C1.01 SHEET NO.	

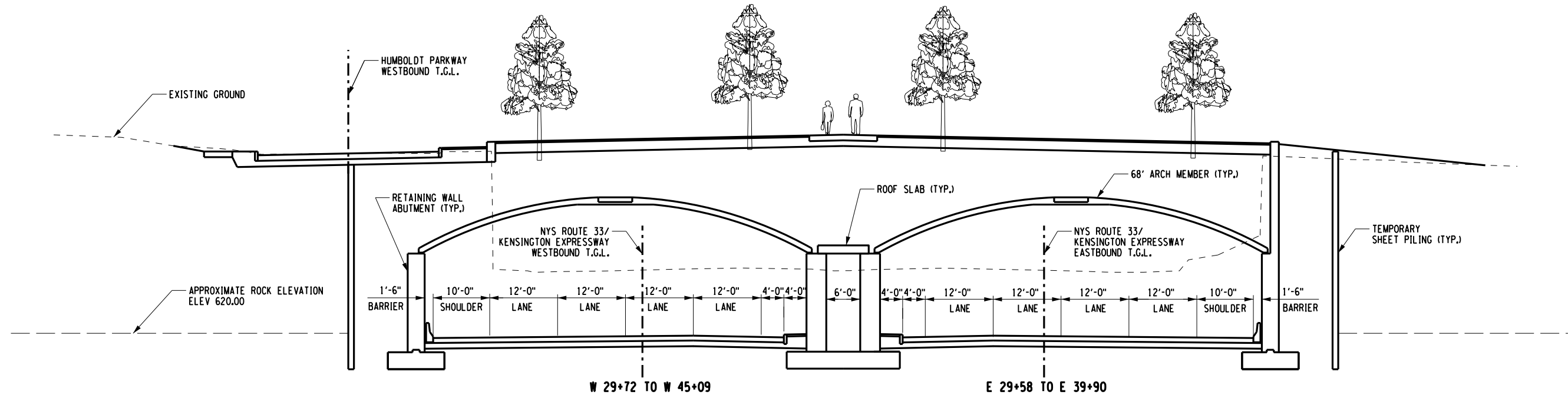


FILE NAME = F:\Project\190 - N.Y.S. DEPT OF TRANSPORTATION\190443001 - Rte 33 Kensington Concept Study\CADD\Project Files (Current)\551252-cph-typical sections-1.dgn
 DATE/TIME = 5/16/2012
 USER = jeffke

DESIGN SUPERVISOR XX JOB MANAGER XX DESIGNED BY XX CHECKED BY XX ESTIMATED BY XX DRAFTED BY XX CHECKED BY XX



TYPICAL COVERED THREE-LANE SECTION WITH HUMBOLDT PARKWAY RAMP



TYPICAL COVERED FOUR-LANE SECTION

PREPARED BY: ON:	ALTERED BY: ON:

NO ALTERATION PERMITTED HEREON EXCEPT AS PROVIDED UNDER SECTION 7209 SUBDIVISION 2 OF THE NEW YORK EDUCATION LAW.

AS BUILT REVISIONS
DESCRIPTION OF WORK:

SIGNATURE

DATE

NYS RTE 33 / KENSINGTON EXPRESSWAY CONCEPT STUDY	PIN
NEW YORK STATE DEPARTMENT OF TRANSPORTATION	PS&E DATE
CITY OF BUFFALO	
COUNTY: ERIE	
DOCUMENT NAME: 551252_CPH_TYPICAL SECTIONS_1.DGN	

ALL DIMENSIONS IN FT UNLESS OTHERWISE NOTED

TYPICAL SECTIONS
ALTERNATIVES D & D1

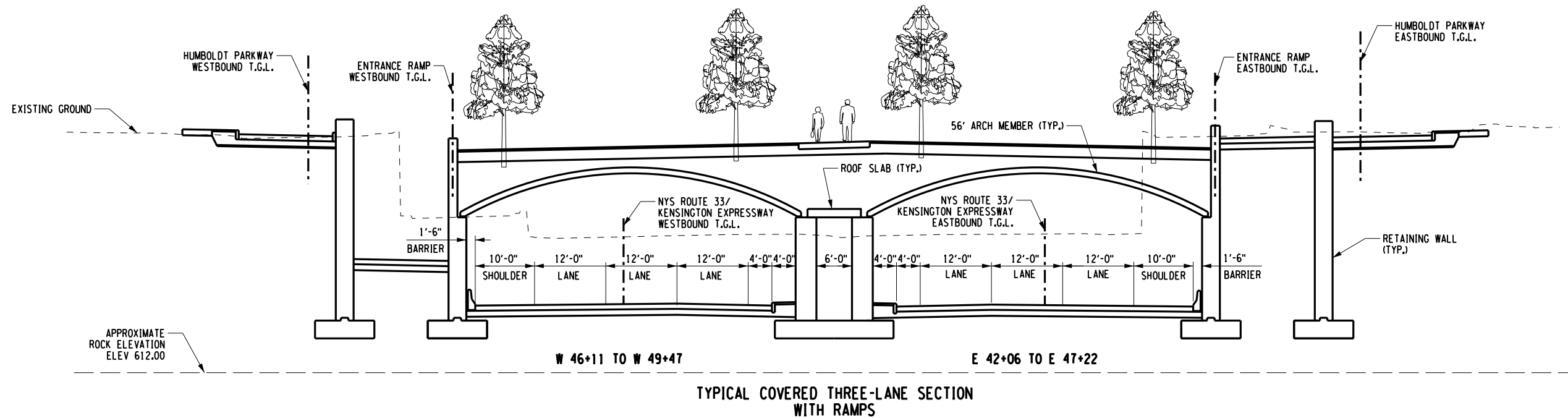


C&S COMPANIES, Inc.
150 State Street, Suite 120
Rochester, New York 14614
Phone: 585-325-8040
Fax: 585-467-7588
www.cscs.com

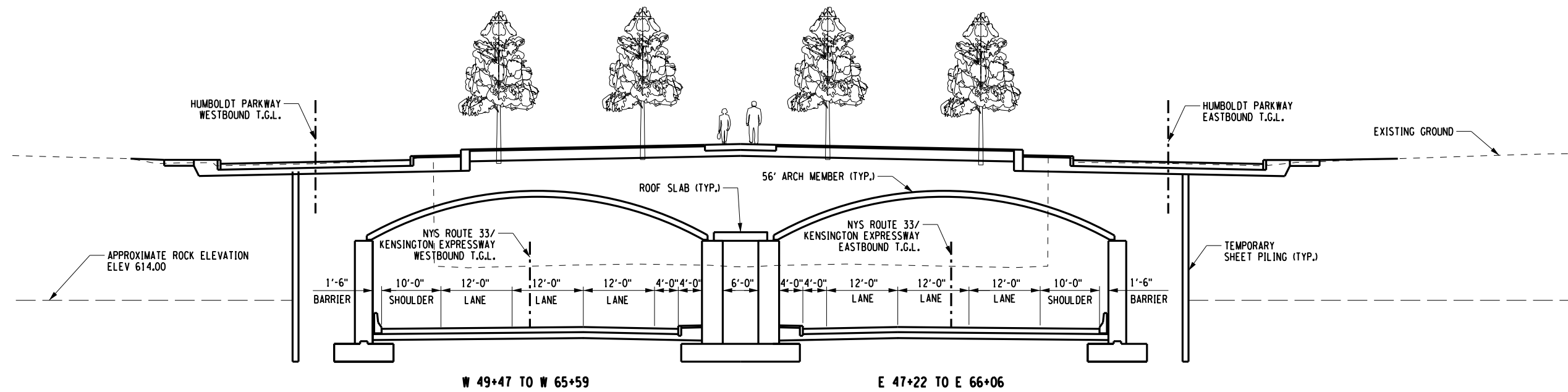
DRAWING NO. TS-01
SHEET NO.

FILE NAME = F:\Project\190 - N.Y.S. DEPT OF TRANSPORTATION\190443001 - Rte 33 Kensington Concept Study\CADD\Project Files (Current)\551252-cph-typical sections-2.dgn
 DATE/TIME = 5/16/2012
 USER = jeffke

DESIGN SUPERVISOR XX JOB MANAGER XX DESIGNED BY XX CHECKED BY XX ESTIMATED BY XX DRAFTED BY XX CHECKED BY XX



TYPICAL COVERED THREE-LANE SECTION WITH RAMP



TYPICAL COVERED THREE-LANE SECTION

PREPARED BY: ON:	ALTERED BY: ON:
NO ALTERATION PERMITTED HEREON EXCEPT AS PROVIDED UNDER SECTION 7209 SUBDIVISION 2 OF THE NEW YORK EDUCATION LAW.	
SIGNATURE _____	DATE _____

AS BUILT REVISIONS DESCRIPTION OF WORK:	NYS RTE 33 / KENSINGTON EXPRESSWAY CONCEPT STUDY	PIN
	NEW YORK STATE DEPARTMENT OF TRANSPORTATION	PS&E DATE
	CITY OF BUFFALO	
	COUNTY: ERIE	
	DOCUMENT NAME: 551252_CPH_TYPICAL SECTIONS_2.DGN	

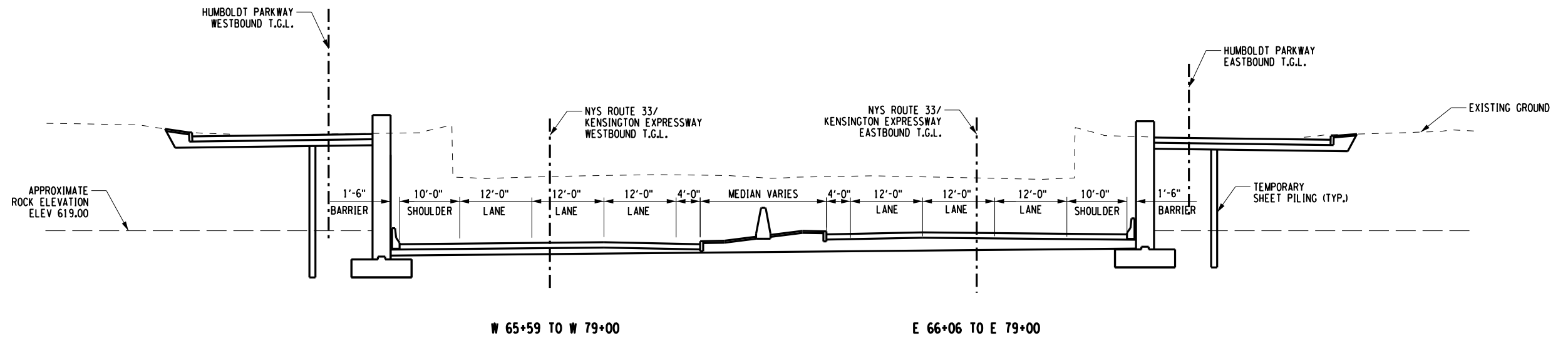
ALL DIMENSIONS IN FT UNLESS OTHERWISE NOTED	
TYPICAL SECTIONS ALTERNATIVES D & D1	

NEW YORK STATE DEPARTMENT OF TRANSPORTATION REGION 5	
C&S COMPANIES	C&S Engineers, Inc. 150 State Street, Suite 120 Rochester, New York 14614 Phone: 585-325-8040 Fax: 585-467-7588 www.ccs.com
DRAWING NO.	TS-02
SHEET NO.	

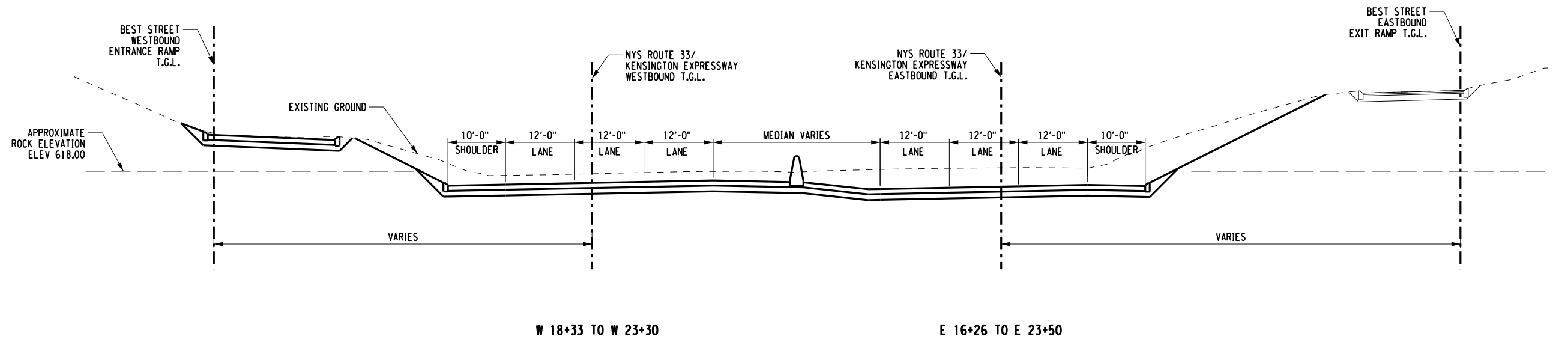


FILE NAME = F:\Project\190 - N.Y.S. DEPT OF TRANSPORTATION\190443001 - Rte 33 Kensington Concept Study\CADD\Project Files (Current)\551252-cph-typical sections.3.dgn
 DATE/TIME = 5/16/2012
 USER = jeffke

DESIGN SUPERVISOR XX JOB MANAGER XX DESIGNED BY XX CHECKED BY XX ESTIMATED BY XX DRAFTED BY XX CHECKED BY XX



TYPICAL OPEN THREE-LANE SECTION



TYPICAL OPEN THREE-LANE SECTION WITH RAMP

PREPARED BY: ON:	ALTERED BY: ON:
NO ALTERATION PERMITTED HEREON EXCEPT AS PROVIDED UNDER SECTION 7209 SUBDIVISION 2 OF THE NEW YORK EDUCATION LAW.	
SIGNATURE	DATE

AS BUILT REVISIONS DESCRIPTION OF WORK:	NYS RTE 33 / KENSINGTON EXPRESSWAY CONCEPT STUDY	PIN
	NEW YORK STATE DEPARTMENT OF TRANSPORTATION	PS&E DATE
	CITY OF BUFFALO	
	COUNTY: ERIE	
	DOCUMENT NAME: 551252_CPH_TYPICAL SECTIONS.3.DGN	

ALL DIMENSIONS IN FT UNLESS OTHERWISE NOTED	
TYPICAL CROSS SECTIONS ALTERNATIVES D & D1	

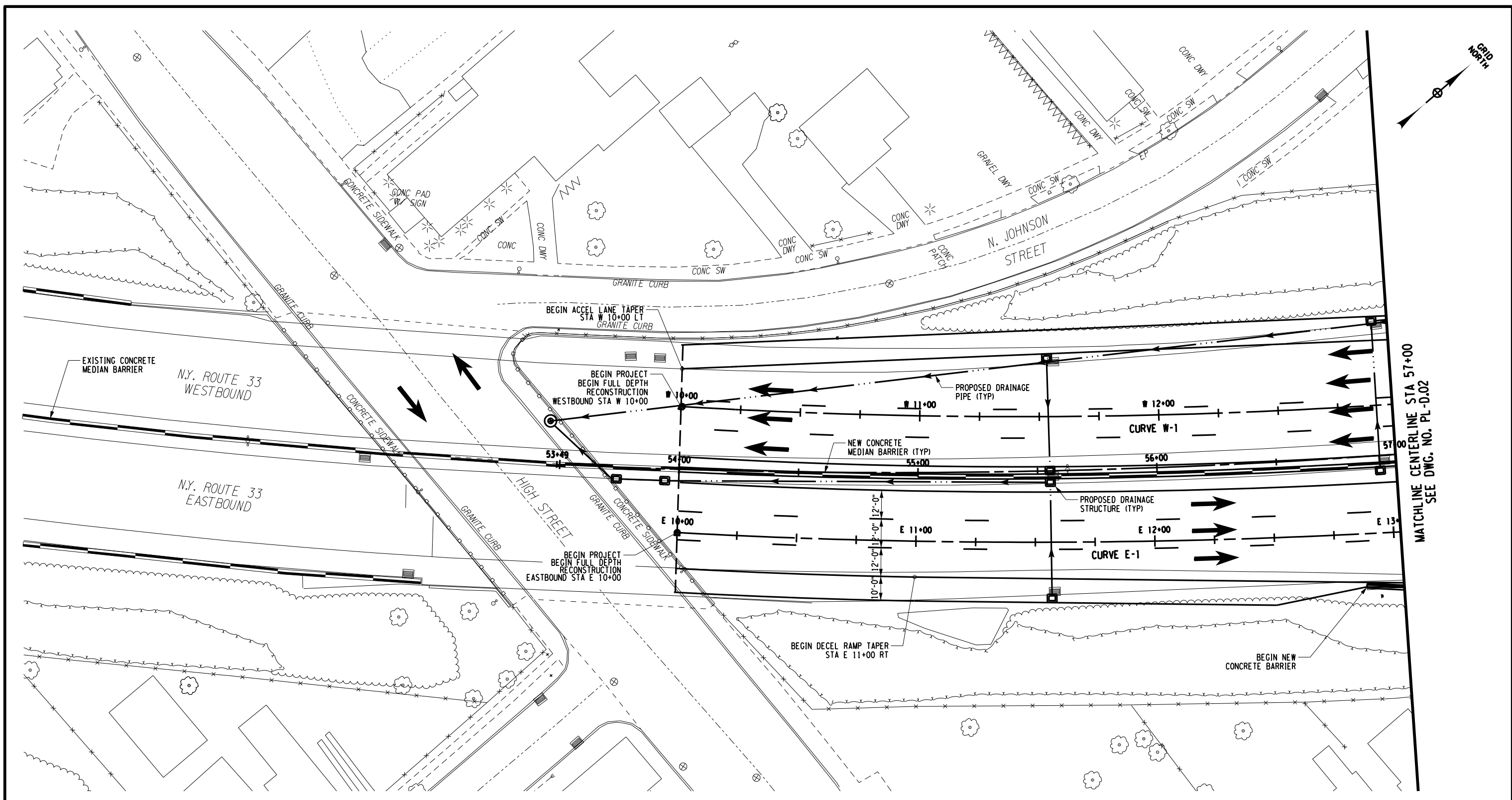
DRAWING NO.	TS-03
SHEET NO.	



C&S COMPANIES
 C&S Engineers, Inc.
 150 State Street, Suite 120
 Rochester, New York 14614
 Phone: 585-325-6040
 Fax: 585-467-7588
 www.ccs.com

FILE NAME = **SYTIME**
 DATE/TIME = DGN\$SYTIME0123456
 USER = DGN\$USERNAME

DESIGN SUPERVISOR XX JOB MANAGER XX DESIGNED BY XX CHECKED BY XX ESTIMATED BY XX DRAFTED BY XX CHECKED BY XX



MATCHLINE CENTERLINE STA 57+00
 SEE DWG. NO. PL-D.02

PREPARED BY: ON:	ALTERED BY: ON:
NO ALTERATION PERMITTED HEREON EXCEPT AS PROVIDED UNDER SECTION 7209 SUBDIVISION 2 OF THE NEW YORK EDUCATION LAW.	
SIGNATURE _____	DATE _____

AS BUILT REVISIONS DESCRIPTION OF WORK:	NYS RTE 33 / KENSINGTON EXPRESSWAY CONCEPT STUDY	PIN
	NEW YORK STATE DEPARTMENT OF TRANSPORTATION	PS&E DATE
	CITY OF BUFFALO	
	COUNTY: ERIE	
	DOCUMENT NAME: 551252_CPH_PLAN1.DGN	

ALL DIMENSIONS IN FT UNLESS OTHERWISE NOTED	
ROADWAY PLANS ALTERNATIVE - D CENTERLINE STA 53+49 TO STA 57+00	

NOTE:
 ROUTE 33 LEVEL SHOWN.
 ABOVE DECK LAYOUT NOT SHOWN FOR CLARITY

20 0 20 40

	C&S Engineers, Inc. 150 State Street, Suite 120 Rochester, New York 14614 Phone: 585-325-8040 Fax: 585-467-7588 www.ccs.com
DRAWING NO.	PL-D.01
SHEET NO.	

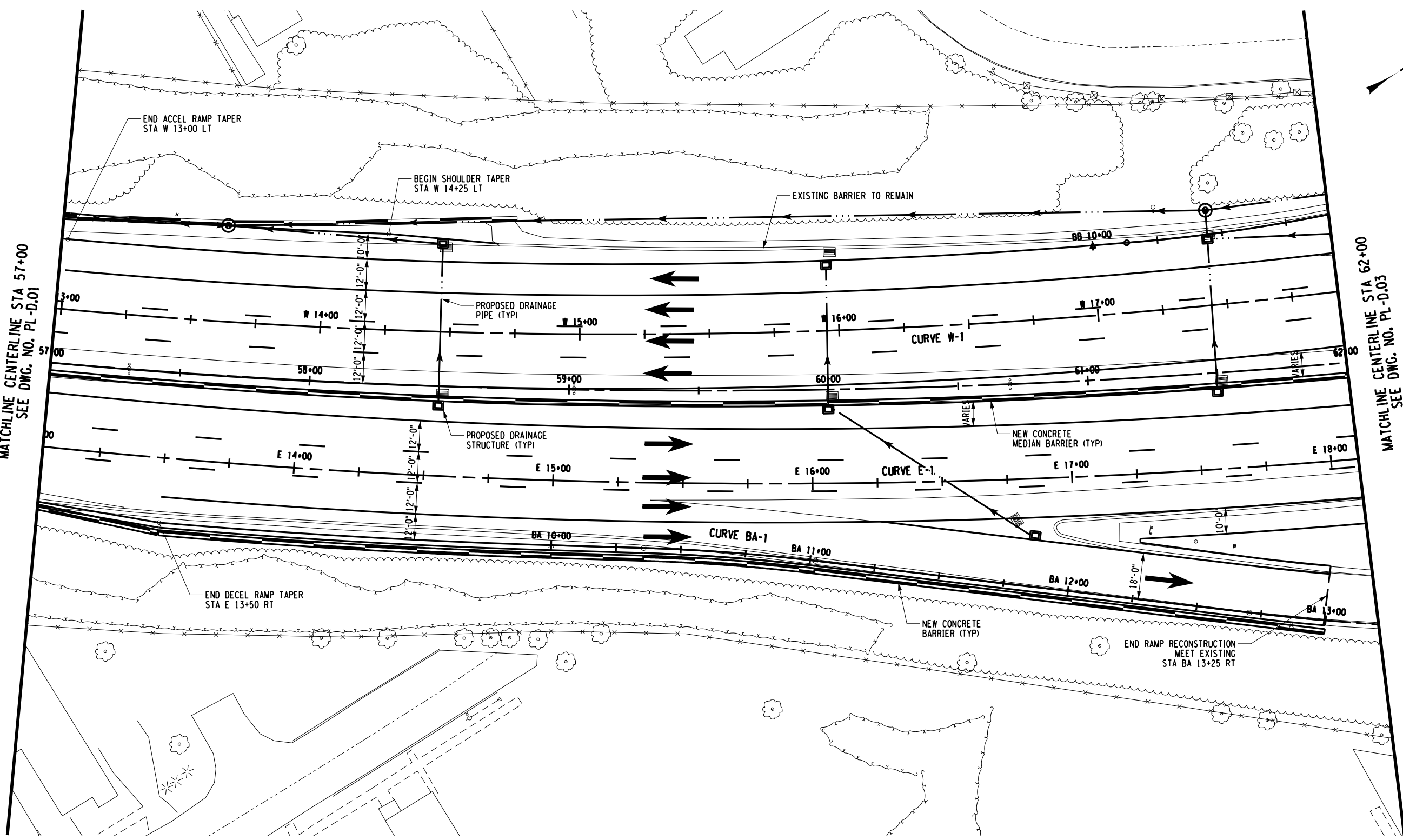
NEW YORK STATE DEPARTMENT OF TRANSPORTATION REGION 5

FILE NAME = **SYTIME**
 DATE/TIME = DGN\$SYTIME0123456
 USER = DGN\$USERNAME

DESIGN SUPERVISOR XX JOB MANAGER XX DESIGNED BY XX CHECKED BY XX ESTIMATED BY XX DRAFTED BY XX CHECKED BY XX

MATCHLINE CENTERLINE STA 57+00
 SEE DWG. NO. PL-D.01

MATCHLINE CENTERLINE STA 62+00
 SEE DWG. NO. PL-D.03



PREPARED BY: ON:	ALTERED BY: ON:
NO ALTERATION PERMITTED HEREON EXCEPT AS PROVIDED UNDER SECTION 7209 SUBDIVISION 2 OF THE NEW YORK EDUCATION LAW.	
AS BUILT REVISIONS DESCRIPTION OF WORK:	SIGNATURE _____ DATE _____

NYS RTE 33 / KENSINGTON EXPRESSWAY CONCEPT STUDY	PIN
NEW YORK STATE DEPARTMENT OF TRANSPORTATION	PS&E DATE
CITY OF BUFFALO	
COUNTY: ERIE	
DOCUMENT NAME: 551252_CPH_PLAN2.DGN	

ALL DIMENSIONS IN FT UNLESS OTHERWISE NOTED

**ROADWAY PLANS
 ALTERNATIVE - D
 CENTERLINE STA 57+00 TO 62+00**

NOTE:
 ROUTE 33 LEVEL SHOWN.
 ABOVE DECK LAYOUT NOT SHOWN FOR CLARITY.

20 0 20 40

C&S ENGINEERS, INC.
 150 State Street, Suite 120
 Rochester, New York 14614
 Phone: 585-325-9040
 Fax: 585-497-7588
 www.cscs.com

DRAWING NO. **PL-D.02**
 SHEET NO.

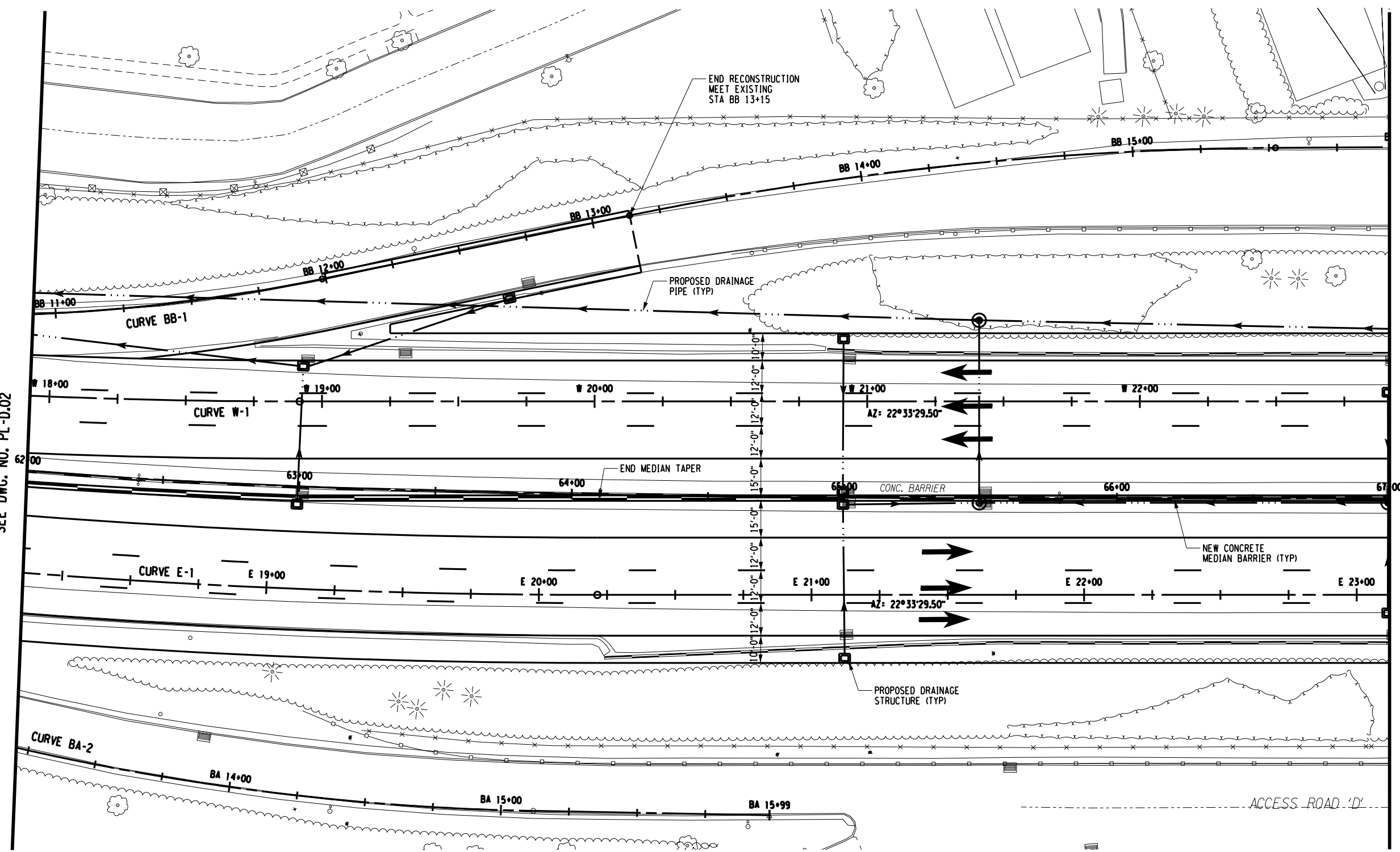
NEW YORK STATE DEPARTMENT OF TRANSPORTATION REGION 5

FILE NAME = **SYTIME**
 DATE/TIME = DGN**SYTIME0123456
 USER = DGN**USERNAME

DESIGN SUPERVISOR XX JOB MANAGER XX DESIGNED BY XX CHECKED BY XX ESTIMATED BY XX DRAFTED BY XX CHECKED BY XX

MATCHLINE CENTERLINE STA 62+00
 SEE DWG. NO. PL-D.02

MATCHLINE CENTERLINE STA 67+00
 SEE DWG. NO. PL-D.04



PREPARED BY: ON:	ALTERED BY: ON:
NO ALTERATION PERMITTED HEREON EXCEPT AS PROVIDED UNDER SECTION 7209 SUBDIVISION 2 OF THE NEW YORK EDUCATION LAW.	
SIGNATURE _____	DATE _____

AS BUILT REVISIONS DESCRIPTION OF WORK:	NYS RTE 33 / KENSINGTON EXPRESSWAY CONCEPT STUDY	PIN
	NEW YORK STATE DEPARTMENT OF TRANSPORTATION	PS&E DATE
	CITY OF BUFFALO	
	COUNTY: ERIE	
	DOCUMENT NAME: 551252_CPH_PLAN3.DGN	

ALL DIMENSIONS IN FT UNLESS OTHERWISE NOTED	
ROADWAY PLANS ALTERNATIVE - D CENTERLINE STA 62+00 TO STA 67+00	

C&S COMPANIES	C&S Engineers, Inc. 150 State Street, Suite 120 Rochester, New York 14614 Phone: 585-325-8040 Fax: 585-467-7588 www.ccs.com
DRAWING NO.	PL-D.03
SHEET NO.	

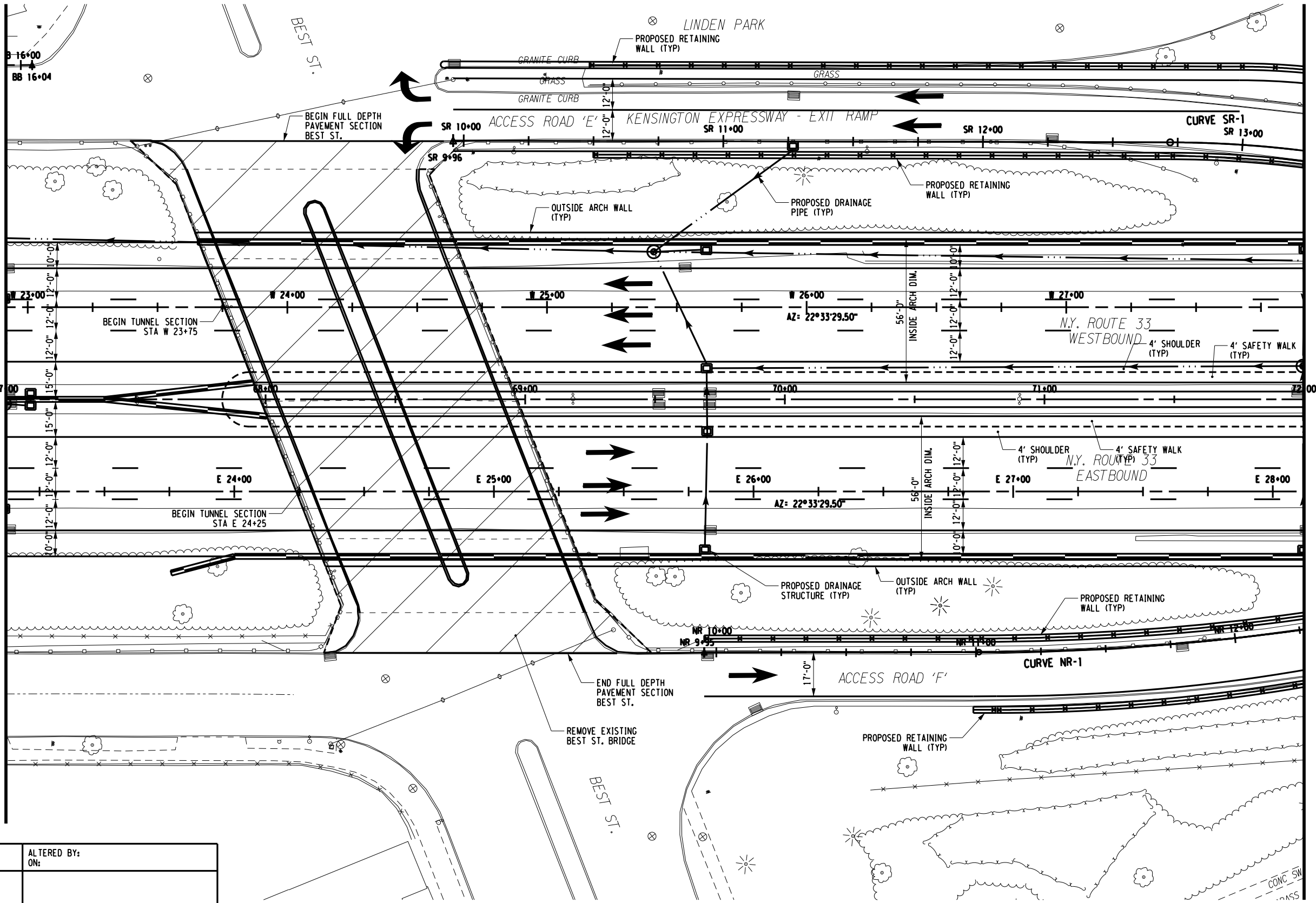
NOTE:
 ROUTE 33 LEVEL SHOWN.
 ABOVE DECK LAYOUT NOT SHOWN FOR CLARITY.



FILE NAME = **SYTIME**
 DATE/TIME = DGN**SYTIME0123456
 USER = DGN**USERNAME

DESIGN SUPERVISOR XX JOB MANAGER XX DESIGNED BY XX CHECKED BY XX ESTIMATED BY XX DRAFTED BY XX CHECKED BY XX

MATCHLINE CENTERLINE STA 67+00
 SEE DWG. NO. PL-D.03



MATCHLINE CENTERLINE STA 72+00
 SEE DWG. NO. PL-D.05

PREPARED BY: ON:	ALTERED BY: ON:
NO ALTERATION PERMITTED HEREON EXCEPT AS PROVIDED UNDER SECTION 7209 SUBDIVISION 2 OF THE NEW YORK EDUCATION LAW.	
SIGNATURE _____	DATE _____

AS BUILT REVISIONS DESCRIPTION OF WORK:

NYS RTE 33 / KENSINGTON EXPRESSWAY CONCEPT STUDY	PIN
NEW YORK STATE DEPARTMENT OF TRANSPORTATION	PS&E DATE
CITY OF BUFFALO	
COUNTY: ERIE	
DOCUMENT NAME: 551252_CPH_PLAN4.DGN	

--

ALL DIMENSIONS IN FT UNLESS OTHERWISE NOTED

**ROADWAY PLANS
 ALTERNATIVE - D
 CENTERLINE STA 67+00 TO STA 72+00**

ELEMENTS SHOWN ON ROUTE 33 MAINLINE BETWEEN CENTERLINE STA. 68+00 TO STA. 109+75 ARE WITHIN TUNNEL SECTION.

NOTE:
 ROUTE 33 LEVEL SHOWN.
 ABOVE DECK LAYOUT NOT SHOWN FOR CLARITY.



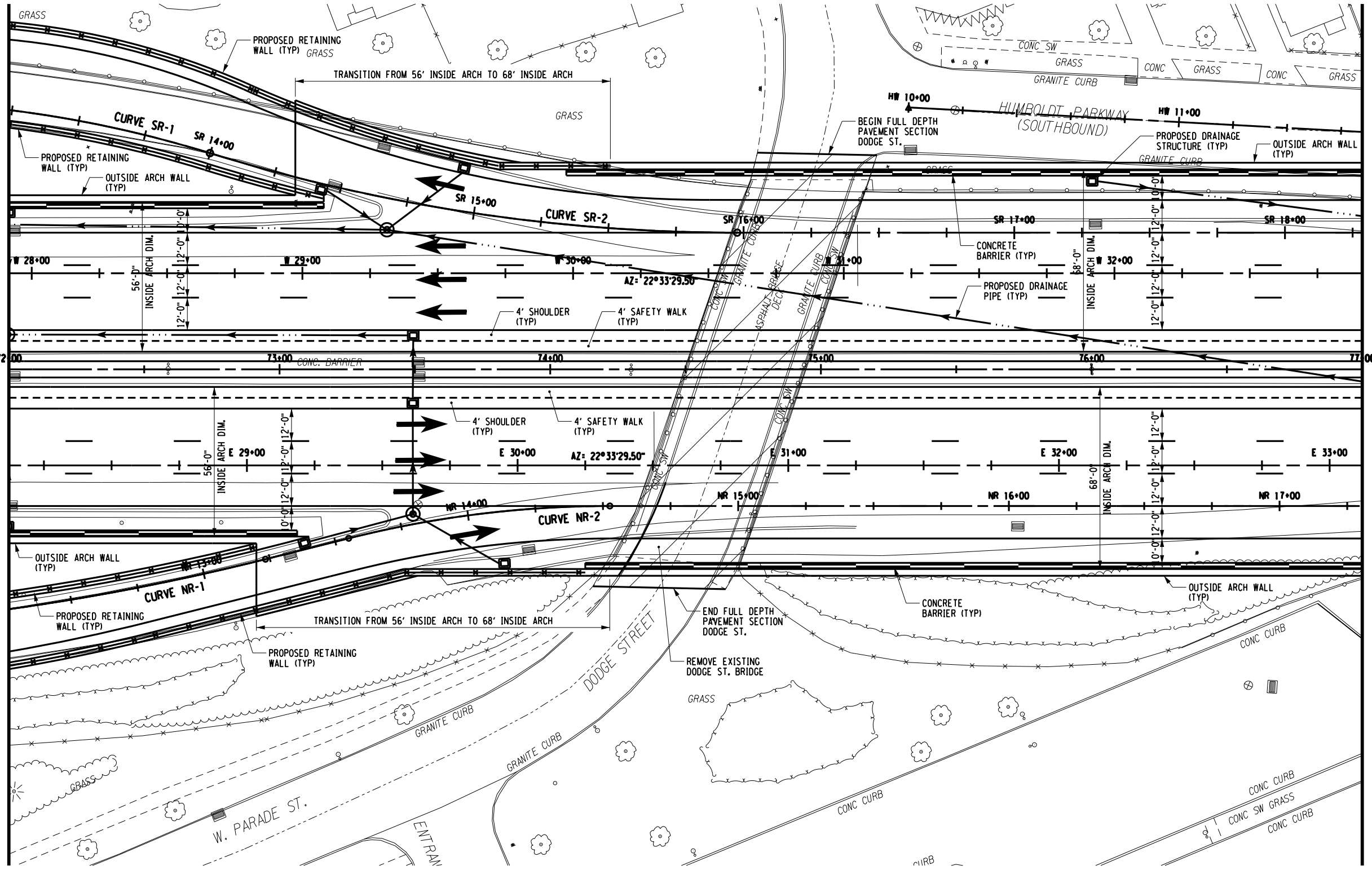
C&S COMPANIES	C&S Engineers, Inc. 150 State Street, Suite 120 Rochester, New York 14614 Phone: 585-325-6040 Fax: 585-467-7588 www.ccs.com
DRAWING NO.	PL-D.04
SHEET NO.	

FILE NAME = **SYTIME**
 DATE/TIME = DGN**SYTIME0123456
 USER = DGN**USERNAME

DESIGN SUPERVISOR XX JOB MANAGER XX DESIGNED BY XX CHECKED BY XX ESTIMATED BY XX DRAFTED BY XX CHECKED BY XX

MATCHLINE CENTERLINE STA 72+00
 SEE DWG. NO. PL-D.04

MATCHLINE CENTERLINE STA 77+00
 SEE DWG. NO. PL-D.06



PREPARED BY: ON:	ALTERED BY: ON:
NO ALTERATION PERMITTED HEREON EXCEPT AS PROVIDED UNDER SECTION 7209 SUBDIVISION 2 OF THE NEW YORK EDUCATION LAW.	
AS BUILT REVISIONS DESCRIPTION OF WORK:	SIGNATURE _____ DATE _____

NYS RTE 33 / KENSINGTON EXPRESSWAY CONCEPT STUDY	PIN
NEW YORK STATE DEPARTMENT OF TRANSPORTATION	PS&E DATE
CITY OF BUFFALO	
COUNTY: ERIE	
DOCUMENT NAME: 551252.CPH.PLAN5.DGN	

ELEMENTS SHOWN ON ROUTE 33 MAINLINE BETWEEN CENTERLINE STA. 68+00 TO STA. 109+75 ARE WITHIN TUNNEL SECTION.

NOTE:
 ROUTE 33 LEVEL SHOWN.
 ABOVE DECK LAYOUT NOT SHOWN FOR CLARITY.



ALL DIMENSIONS IN FT UNLESS OTHERWISE NOTED
ROADWAY PLANS
 ALTERNATIVE - D
 CENTERLINE STA 72+00 TO STA 77+00

C&S COMPANIES
 C&S Engineers, Inc.
 150 State Street, Suite 120
 Rochester, New York 14614
 Phone: 585-325-8040
 Fax: 585-497-7588
 www.ccs.com

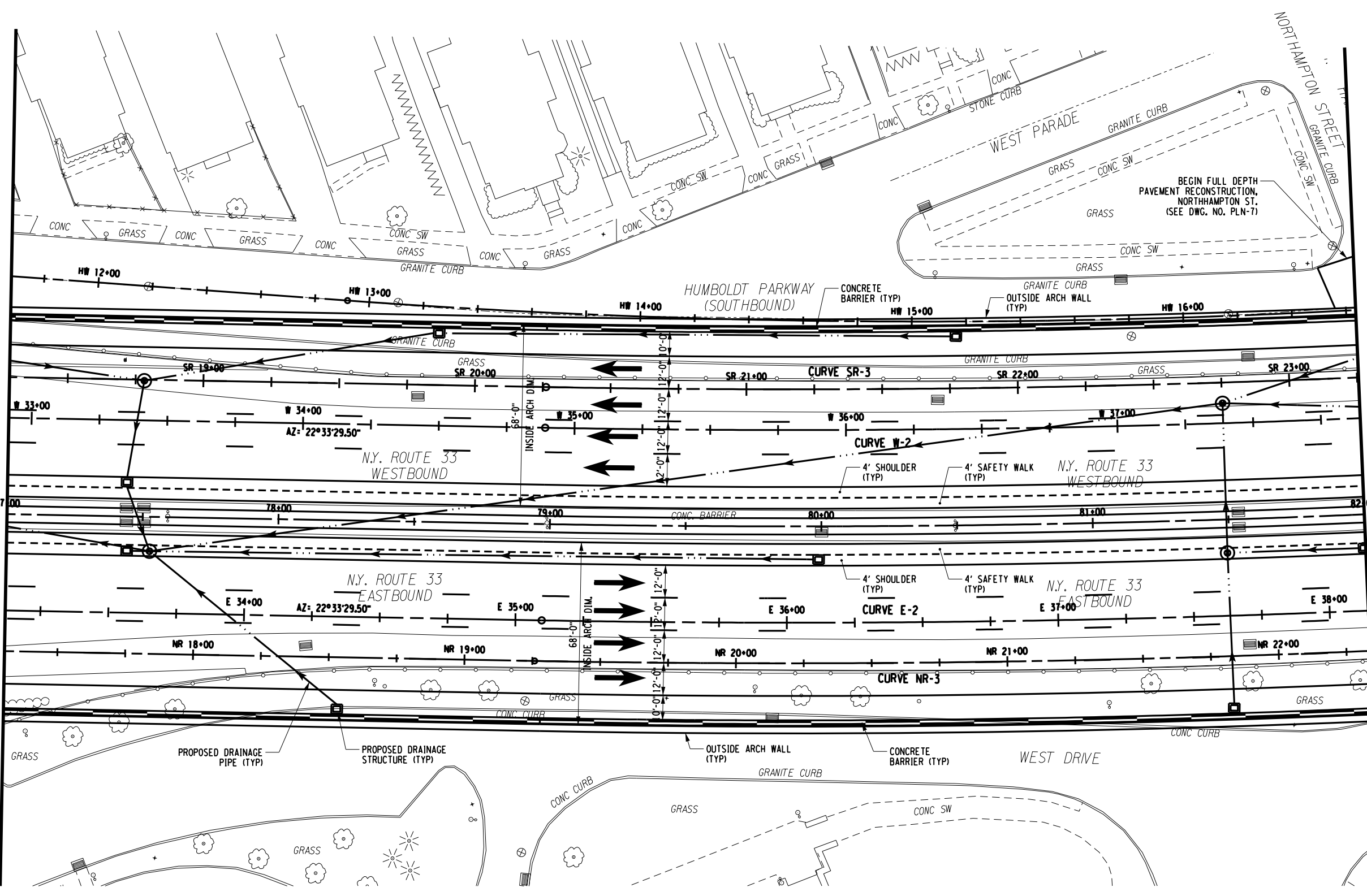
DRAWING NO. **PL-D.05**
 SHEET NO.

FILE NAME = **SYTIME**
 DATE/TIME = DGN\$SYTIME0123456
 USER = DGN\$USERNAME

DESIGN SUPERVISOR XX JOB MANAGER XX DESIGNED BY XX CHECKED BY XX ESTIMATED BY XX DRAFTED BY XX CHECKED BY XX

MATCHLINE CENTERLINE STA 77+00
 SEE DWG. NO. PL-D.05

MATCHLINE CENTERLINE STA 82+00
 SEE DWG. NO. PL-D.07



PREPARED BY: ON:	ALTERED BY: ON:
NO ALTERATION PERMITTED HEREON EXCEPT AS PROVIDED UNDER SECTION 7209 SUBDIVISION 2 OF THE NEW YORK EDUCATION LAW.	
SIGNATURE _____	DATE _____

AS BUILT REVISIONS
 DESCRIPTION OF WORK:

NYS RTE 33 / KENSINGTON EXPRESSWAY CONCEPT STUDY
 NEW YORK STATE DEPARTMENT OF TRANSPORTATION
 CITY OF BUFFALO
 COUNTY: ERIE
 DOCUMENT NAME: 551252_CPH_PLAN6.DGN

PIN _____
 PS&E DATE _____

ELEMENTS SHOWN ON ROUTE 33 MAINLINE BETWEEN CENTERLINE STA. 68+00 TO STA. 109+75 ARE WITHIN TUNNEL SECTION.

NOTE:
 ROUTE 33 LEVEL SHOWN.
 ABOVE DECK LAYOUT NOT SHOWN FOR CLARITY.

ALL DIMENSIONS IN FT UNLESS OTHERWISE NOTED
ROADWAY PLANS
ALTERNATIVE - D
CENTERLINE STA 77+00 TO STA 82+00

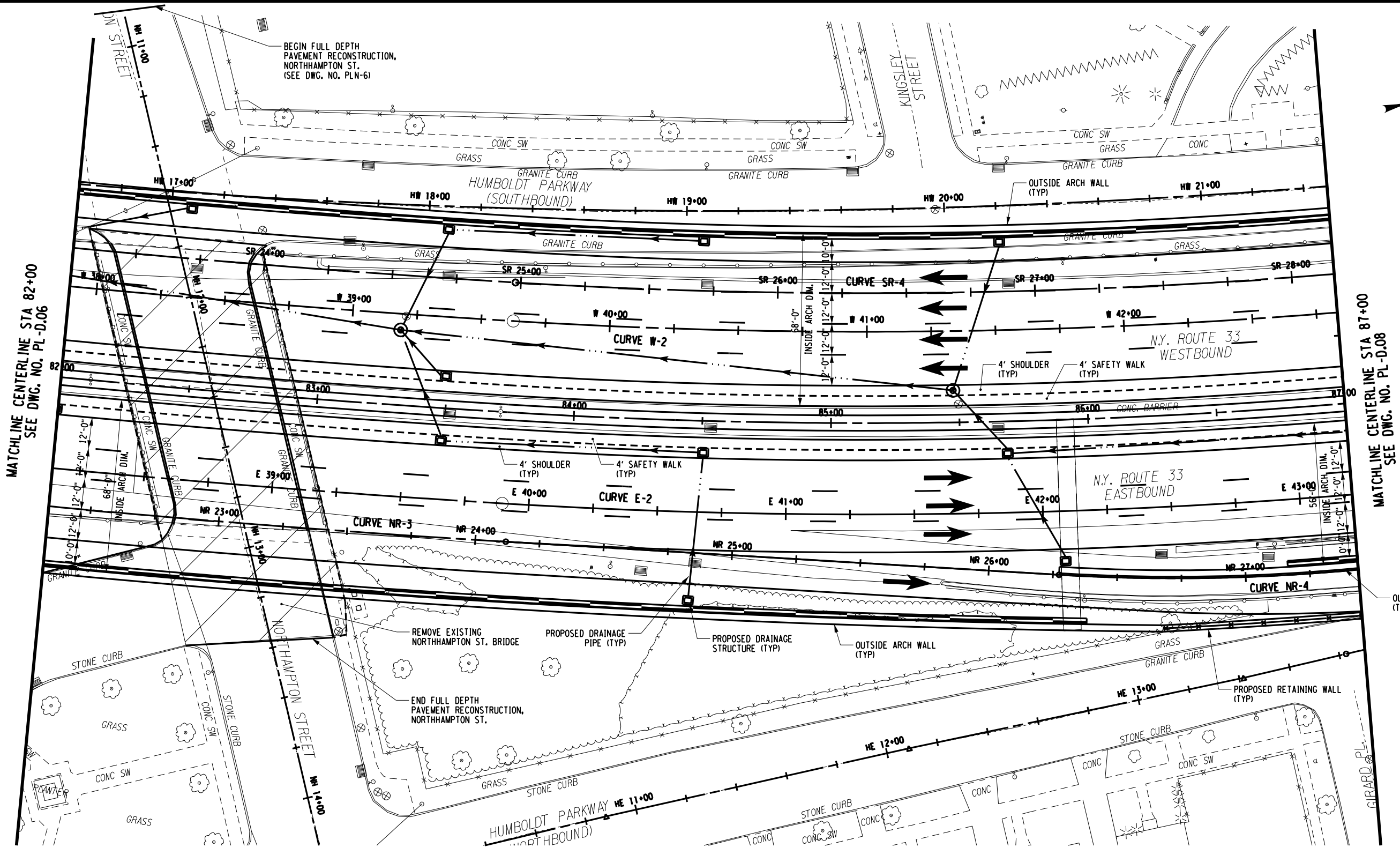


C&S COMPANIES
 DRAWING NO. **PL-D.06**
 SHEET NO.

C&S Engineers, Inc.
 150 State Street, Suite 120
 Rochester, New York 14614
 Phone: 585-325-8040
 Fax: 585-467-7588
 www.ccs.com

FILE NAME = **SYTIME**
 DATE/TIME = DGN**SYTIME0123456
 USER = DGN**USERNAME

DESIGN SUPERVISOR XX JOB MANAGER XX DESIGNED BY XX CHECKED BY XX ESTIMATED BY XX DRAFTED BY XX CHECKED BY XX



PREPARED BY: ON:	ALTERED BY: ON:
NO ALTERATION PERMITTED HEREON EXCEPT AS PROVIDED UNDER SECTION 7209 SUBDIVISION 2 OF THE NEW YORK EDUCATION LAW.	
SIGNATURE _____	DATE _____

AS BUILT REVISIONS DESCRIPTION OF WORK:	NYS RTE 33 / KENSINGTON EXPRESSWAY CONCEPT STUDY	PIN
	NEW YORK STATE DEPARTMENT OF TRANSPORTATION	PS&E DATE
	CITY OF BUFFALO	
	COUNTY: ERIE	
	DOCUMENT NAME: 551252_CPH_PLAN7.DGN	

ELEMENTS SHOWN ON ROUTE 33 MAINLINE BETWEEN CENTERLINE STA. 68+00 TO STA. 109+75 ARE WITHIN TUNNEL SECTION.

NOTE:
 ROUTE 33 LEVEL SHOWN.
 ABOVE DECK LAYOUT NOT SHOWN FOR CLARITY.



ALL DIMENSIONS IN FT UNLESS OTHERWISE NOTED
ROADWAY PLANS
 ALTERNATIVE - D
 CENTERLINE STA 82+00 TO STA 87+00

C&S COMPANIES
 C&S Engineers, Inc.
 150 State Street, Suite 120
 Rochester, New York 14614
 Phone: 585-325-8040
 Fax: 585-467-7588
 www.ccs.com

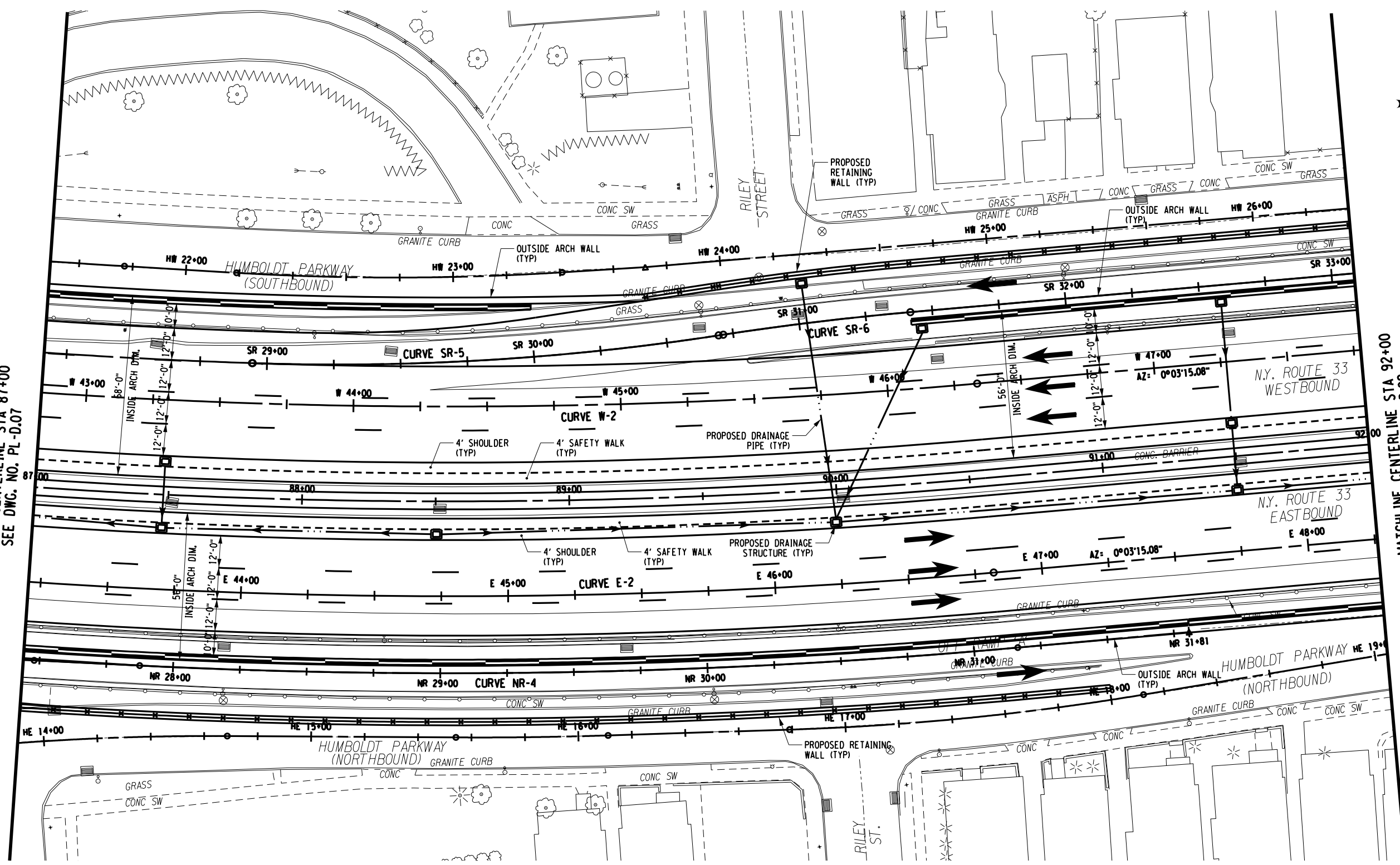
DRAWING NO. **PL-D.07**
 SHEET NO.

FILE NAME = **SYTIME**
 DATE/TIME = DGN**SYTIME0123456
 USER = DGN**USERNAME

DESIGN SUPERVISOR XX JOB MANAGER XX DESIGNED BY XX CHECKED BY XX ESTIMATED BY XX DRAFTED BY XX CHECKED BY XX

MATCHLINE CENTERLINE STA 87+00
 SEE DWG. NO. PL-D.07

MATCHLINE CENTERLINE STA 92+00
 SEE DWG. NO. PL-D.09



PREPARED BY: ON:	ALTERED BY: ON:
NO ALTERATION PERMITTED HEREON EXCEPT AS PROVIDED UNDER SECTION 7209 SUBDIVISION 2 OF THE NEW YORK EDUCATION LAW.	
SIGNATURE _____	DATE _____

AS BUILT REVISIONS DESCRIPTION OF WORK:	NYS RTE 33 / KENSINGTON EXPRESSWAY CONCEPT STUDY
	NEW YORK STATE DEPARTMENT OF TRANSPORTATION
	CITY OF BUFFALO
	COUNTY: ERIE
	DOCUMENT NAME: 551252_CPH_PLAN8.DGN

PIN	PS&E DATE
-----	-----------


ALL DIMENSIONS IN FT UNLESS OTHERWISE NOTED

ROADWAY PLANS ALTERNATIVE - D CENTERLINE STA 87+00 TO STA 92+00

DRAWING NO. PL-D.08	SHEET NO.
---------------------	-----------

ELEMENTS SHOWN ON ROUTE 33 MAINLINE BETWEEN CENTERLINE STA. 68+00 TO STA. 109+75 ARE WITHIN TUNNEL SECTION.

NOTE:
 ROUTE 33 LEVEL SHOWN.
 ABOVE DECK LAYOUT NOT SHOWN FOR CLARITY.



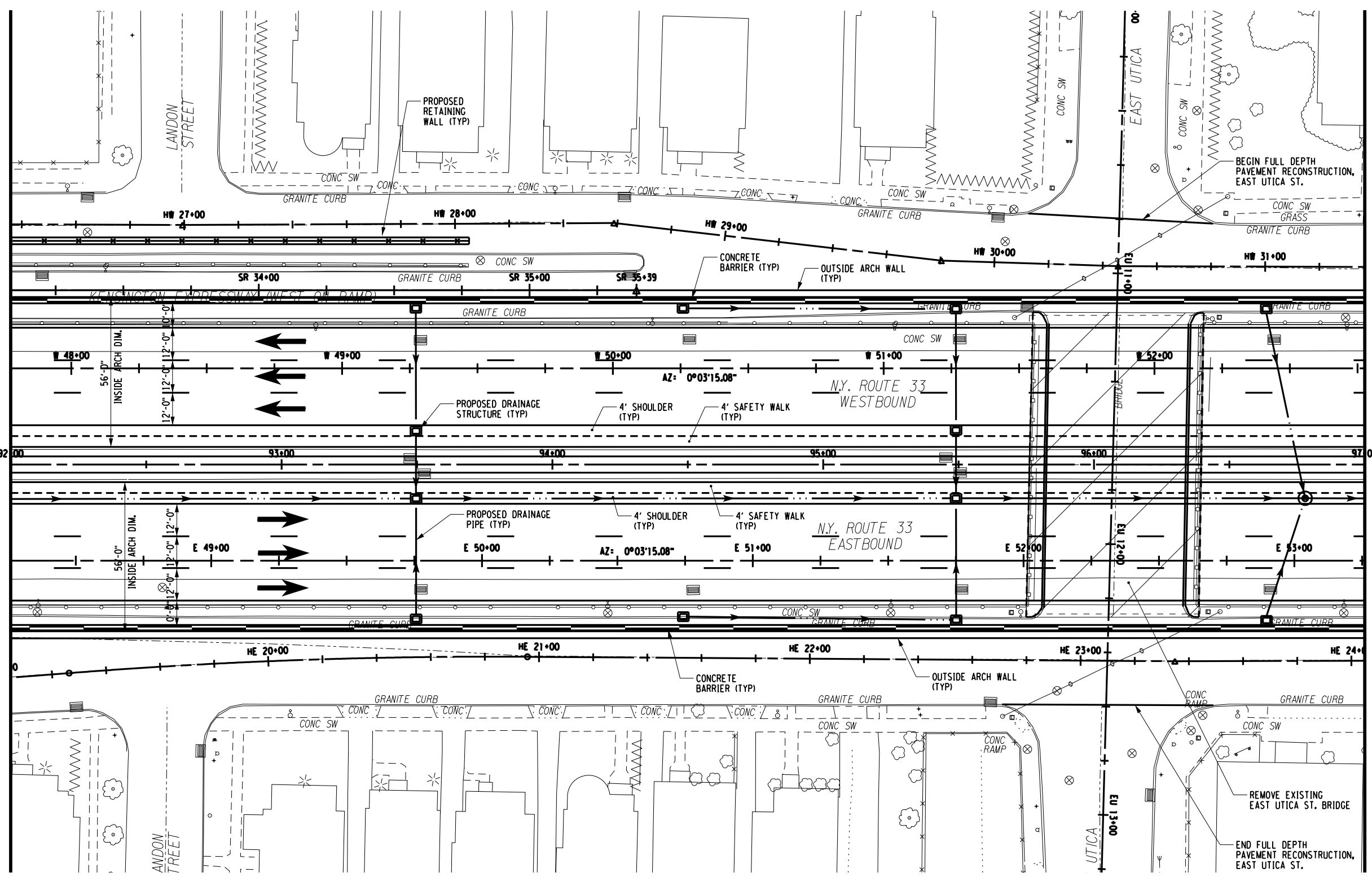
C&S Engineers, Inc.
 150 State Street, Suite 120
 Rochester, New York 14614
 Phone: 585-325-6040
 Fax: 585-467-7588
 www.ccs.com

FILE NAME = **SYTIME**
 DATE/TIME = DGN**SYTIME0123456
 USER = DGN**USERNAME

DESIGN SUPERVISOR XX JOB MANAGER XX DESIGNED BY XX CHECKED BY XX ESTIMATED BY XX DRAFTED BY XX CHECKED BY XX

MATCHLINE CENTERLINE STA 92+00
 SEE DWG. NO. PL-D.08

MATCHLINE CENTERLINE STA 97+00
 SEE DWG. NO. PL-D.10



PREPARED BY: ON:	ALTERED BY: ON:
NO ALTERATION PERMITTED HEREON EXCEPT AS PROVIDED UNDER SECTION 7209 SUBDIVISION 2 OF THE NEW YORK EDUCATION LAW.	
SIGNATURE _____	DATE _____

AS BUILT REVISIONS DESCRIPTION OF WORK:	NYS RTE 33 / KENSINGTON EXPRESSWAY CONCEPT STUDY	PIN
	NEW YORK STATE DEPARTMENT OF TRANSPORTATION	PS&E DATE
	CITY OF BUFFALO	
	COUNTY: ERIE	
	DOCUMENT NAME: 551252.CPH.PLAN9.DGN	

ELEMENTS SHOWN ON ROUTE 33 MAINLINE BETWEEN CENTERLINE STA. 68+00 TO STA. 109+75 ARE WITHIN TUNNEL SECTION.

NOTE:
 ROUTE 33 LEVEL SHOWN.
 ABOVE DECK LAYOUT NOT SHOWN FOR CLARITY.



ALL DIMENSIONS IN FT UNLESS OTHERWISE NOTED
ROADWAY PLANS
ALTERNATIVE - D
CENTERLINE STA 92+00 TO 97+00

C&S COMPANIES
 C&S Engineers, Inc.
 150 State Street, Suite 120
 Rochester, New York 14614
 Phone: 585-325-6040
 Fax: 585-467-7588
 www.ccs.com

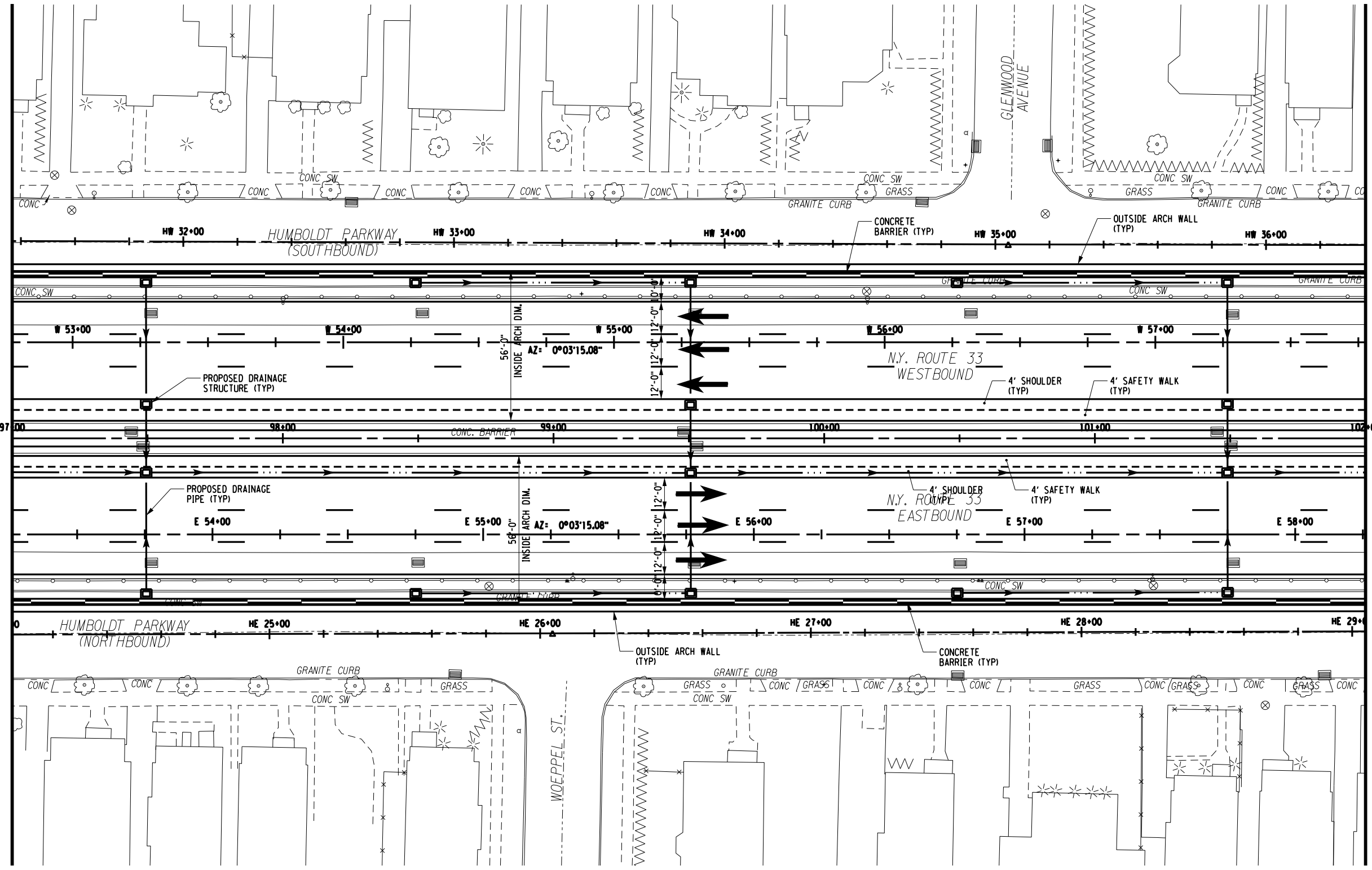
DRAWING NO. **PL-D.09**
 SHEET NO.

FILE NAME = **SYTIME**
 DATE/TIME = DGN**SYTIME0123456
 USER = DGN**USERNAME

DESIGN SUPERVISOR XX JOB MANAGER XX DESIGNED BY XX CHECKED BY XX ESTIMATED BY XX DRAFTED BY XX CHECKED BY XX

MATCHLINE CENTERLINE STA 97+00
 SEE DWG. NO. PL-D.09

MATCHLINE CENTERLINE STA 102+00
 SEE DWG. NO. PL-D.11



PREPARED BY: ON:	ALTERED BY: ON:
NO ALTERATION PERMITTED HEREON EXCEPT AS PROVIDED UNDER SECTION 7209 SUBDIVISION 2 OF THE NEW YORK EDUCATION LAW.	
SIGNATURE _____	DATE _____

AS BUILT REVISIONS
 DESCRIPTION OF WORK:

NYS RTE 33 / KENSINGTON EXPRESSWAY CONCEPT STUDY
 NEW YORK STATE DEPARTMENT OF TRANSPORTATION
 CITY OF BUFFALO
 COUNTY: ERIE
 DOCUMENT NAME: 551252.CPH.PLAN10.DGN

PIN
 PS&E DATE

ALL DIMENSIONS IN FT UNLESS OTHERWISE NOTED
ROADWAY PLANS
 ALTERNATIVE - D
 CENTERLINE STA 97+00 TO 102+00

ELEMENTS SHOWN ON ROUTE 33 MAINLINE BETWEEN CENTERLINE STA. 68+00 TO STA. 109+75 ARE WITHIN TUNNEL SECTION.

NOTE:
 ROUTE 33 LEVEL SHOWN.
 ABOVE DECK LAYOUT NOT SHOWN FOR CLARITY.



C&S COMPANIES
 C&S Engineers, Inc.
 150 State Street, Suite 120
 Rochester, New York 14614
 Phone: 585-325-8040
 Fax: 585-467-7588
 www.ccs.com

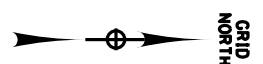
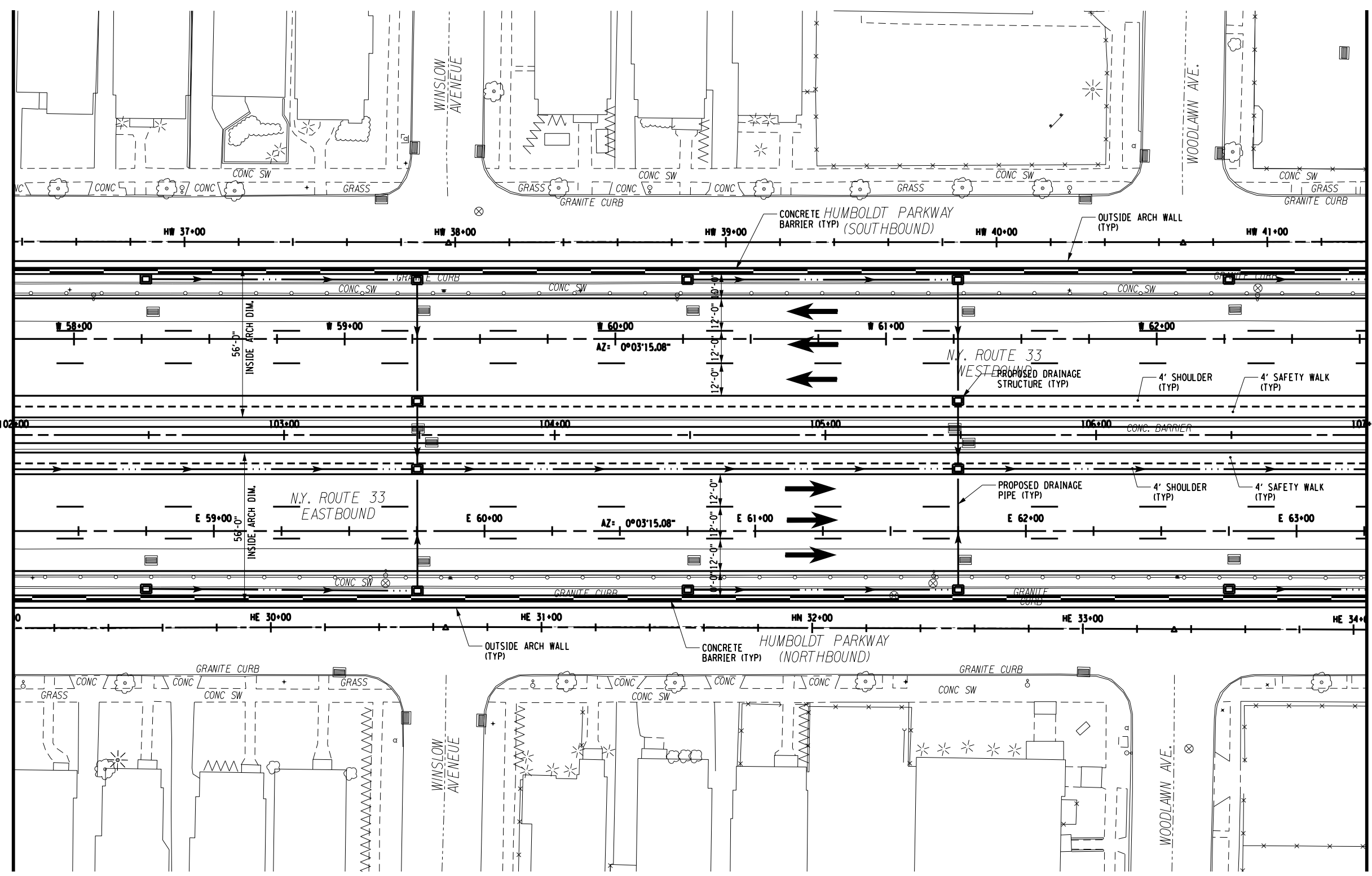
DRAWING NO. **PL-D.10**
 SHEET NO.

FILE NAME = **SYTIME**
 DATE/TIME = DGN**SYTIME0123456
 USER = DGN**USERNAME

DESIGN SUPERVISOR XX JOB MANAGER XX DESIGNED BY XX CHECKED BY XX ESTIMATED BY XX DRAFTED BY XX CHECKED BY XX

MATCHLINE CENTERLINE STA 102+00
 SEE DWG. NO. PL-D.10

MATCHLINE CENTERLINE STA 107+00
 SEE DWG. NO. PL-D.12



PREPARED BY: ON:	ALTERED BY: ON:
NO ALTERATION PERMITTED HEREON EXCEPT AS PROVIDED UNDER SECTION 7209 SUBDIVISION 2 OF THE NEW YORK EDUCATION LAW.	
SIGNATURE _____	DATE _____

AS BUILT REVISIONS
 DESCRIPTION OF WORK:

NYS RTE 33 / KENSINGTON EXPRESSWAY CONCEPT STUDY	PIN
NEW YORK STATE DEPARTMENT OF TRANSPORTATION	PS&E DATE
CITY OF BUFFALO	
COUNTY: ERIE	
DOCUMENT NAME: 551252.CPH.PLAN11.DGN	

ELEMENTS SHOWN ON ROUTE 33 MAINLINE BETWEEN CENTERLINE STA. 68+00 TO STA. 109+75 ARE WITHIN TUNNEL SECTION.

NOTE:
 ROUTE 33 LEVEL SHOWN.
 ABOVE DECK LAYOUT NOT SHOWN FOR CLARITY.



ALL DIMENSIONS IN FT UNLESS OTHERWISE NOTED

**ROADWAY PLANS
 ALTERNATIVE - D
 CENTERLINE STA 102+00 TO 107+00**

C&S COMPANIES
 C&S Engineers, Inc.
 150 State Street, Suite 120
 Rochester, New York 14614
 Phone: 585-325-6040
 Fax: 585-467-7588
 www.ccs.com

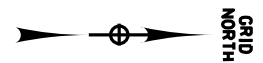
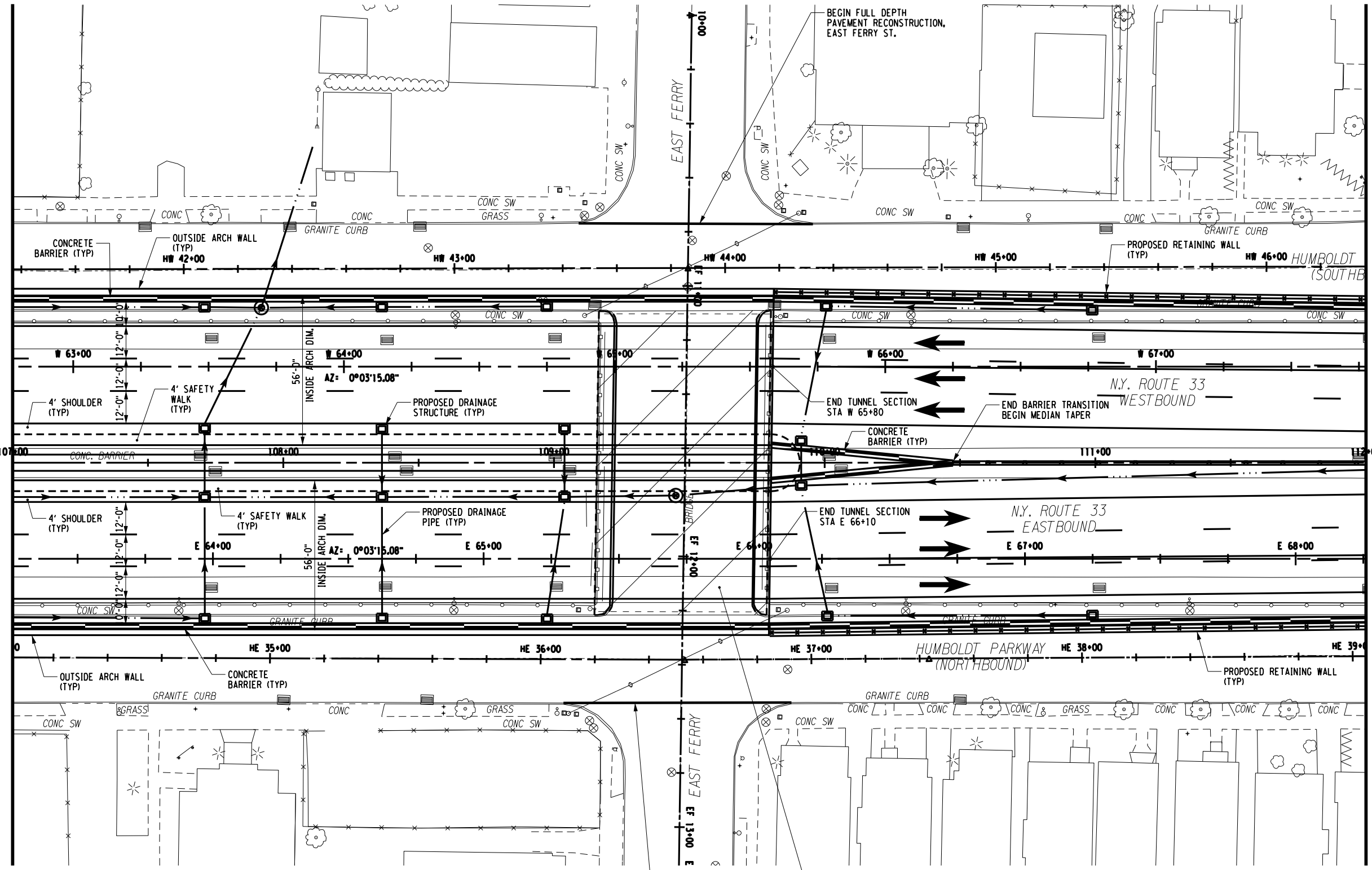
DRAWING NO. **PL-D.11**
 SHEET NO.

FILE NAME = **SYTIME**
 DATE/TIME = DGN**SYTIME0123456
 USER = DGN**USERNAME

DESIGN SUPERVISOR XX JOB MANAGER XX DESIGNED BY XX CHECKED BY XX ESTIMATED BY XX DRAFTED BY XX CHECKED BY XX

MATCHLINE CENTERLINE STA 107+00
 SEE DWG. NO. PL-D.11

MATCHLINE CENTERLINE STA 112+00
 SEE DWG. NO. PL-D.13



PREPARED BY: ON:	ALTERED BY: ON:
NO ALTERATION PERMITTED HEREON EXCEPT AS PROVIDED UNDER SECTION 7209 SUBDIVISION 2 OF THE NEW YORK EDUCATION LAW.	
SIGNATURE _____	DATE _____

AS BUILT REVISIONS DESCRIPTION OF WORK:	NYS RTE 33 / KENSINGTON EXPRESSWAY CONCEPT STUDY	PIN
	NEW YORK STATE DEPARTMENT OF TRANSPORTATION	PS&E DATE
	CITY OF BUFFALO	
	COUNTY: ERIE	
	DOCUMENT NAME: 551252_CPH_PLAN12.DGN	

ELEMENTS SHOWN ON ROUTE 33 MAINLINE BETWEEN CENTERLINE STA. 68+00 TO STA. 109+75 ARE WITHIN TUNNEL SECTION.

NOTE:
 ROUTE 33 LEVEL SHOWN.
 ABOVE DECK LAYOUT NOT SHOWN FOR CLARITY.

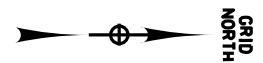
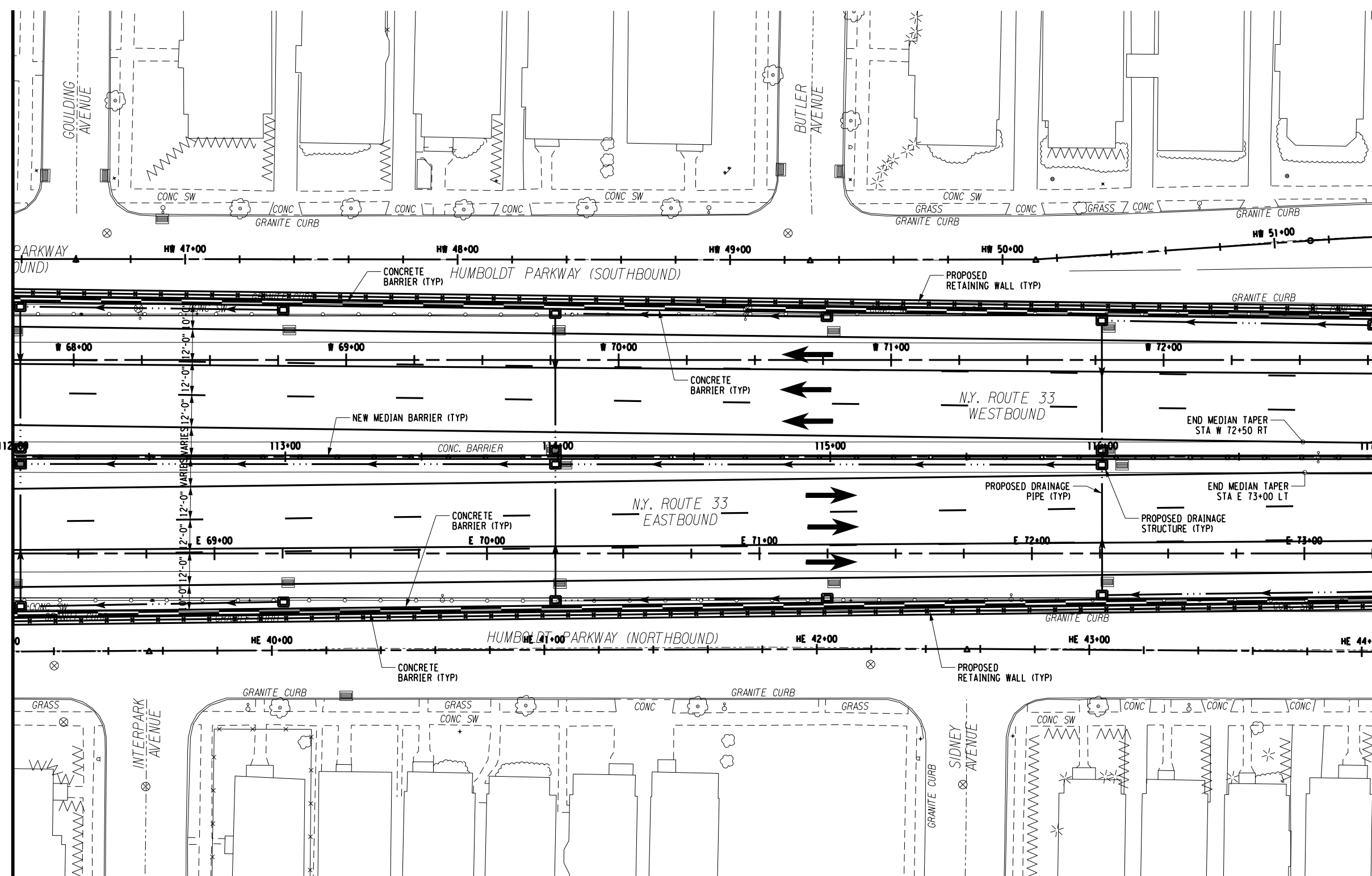


ALL DIMENSIONS IN FT UNLESS OTHERWISE NOTED

**ROADWAY PLANS
 ALTERNATIVE - D
 CENTERLINE STA 107+00 TO 112+00**

C&S COMPANIES
 C&S Engineers, Inc.
 150 State Street, Suite 120
 Rochester, New York 14614
 Phone: 585-325-8040
 Fax: 585-467-7588
 www.ccs.com

DRAWING NO. **PL-D.12**
 SHEET NO.



MATCHLINE CENTERLINE STA 112+00
SEE DWG. NO. PL-D.12

MATCHLINE CENTERLINE STA 117+00
SEE DWG. NO. PL-D.14

PREPARED BY: ON:	ALTERED BY: ON:
NO ALTERATION PERMITTED HEREON EXCEPT AS PROVIDED UNDER SECTION 7209 SUBDIVISION 2 OF THE NEW YORK EDUCATION LAW.	
AS BUILT REVISIONS DESCRIPTION OF WORK:	SIGNATURE _____ DATE _____

NYS RTE 33 / KENSINGTON EXPRESSWAY CONCEPT STUDY	PIN
NEW YORK STATE DEPARTMENT OF TRANSPORTATION	PS&E DATE
CITY OF BUFFALO	
COUNTY: ERIE	
DOCUMENT NAME: 551252_CPH_PLAN13.DGN	

ALL DIMENSIONS IN FT UNLESS OTHERWISE NOTED	
ROADWAY PLANS ALTERNATIVE - D CENTERLINE STA 112+00 TO 117+00	

C&S COMPANIES	C&S Engineers, Inc. 150 State Street, Suite 120 Rochester, New York 14614 Phone: 585-325-6040 Fax: 585-467-7588 www.ccs.com
DRAWING NO.	PL-D.13
SHEET NO.	

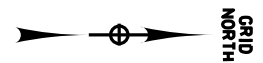
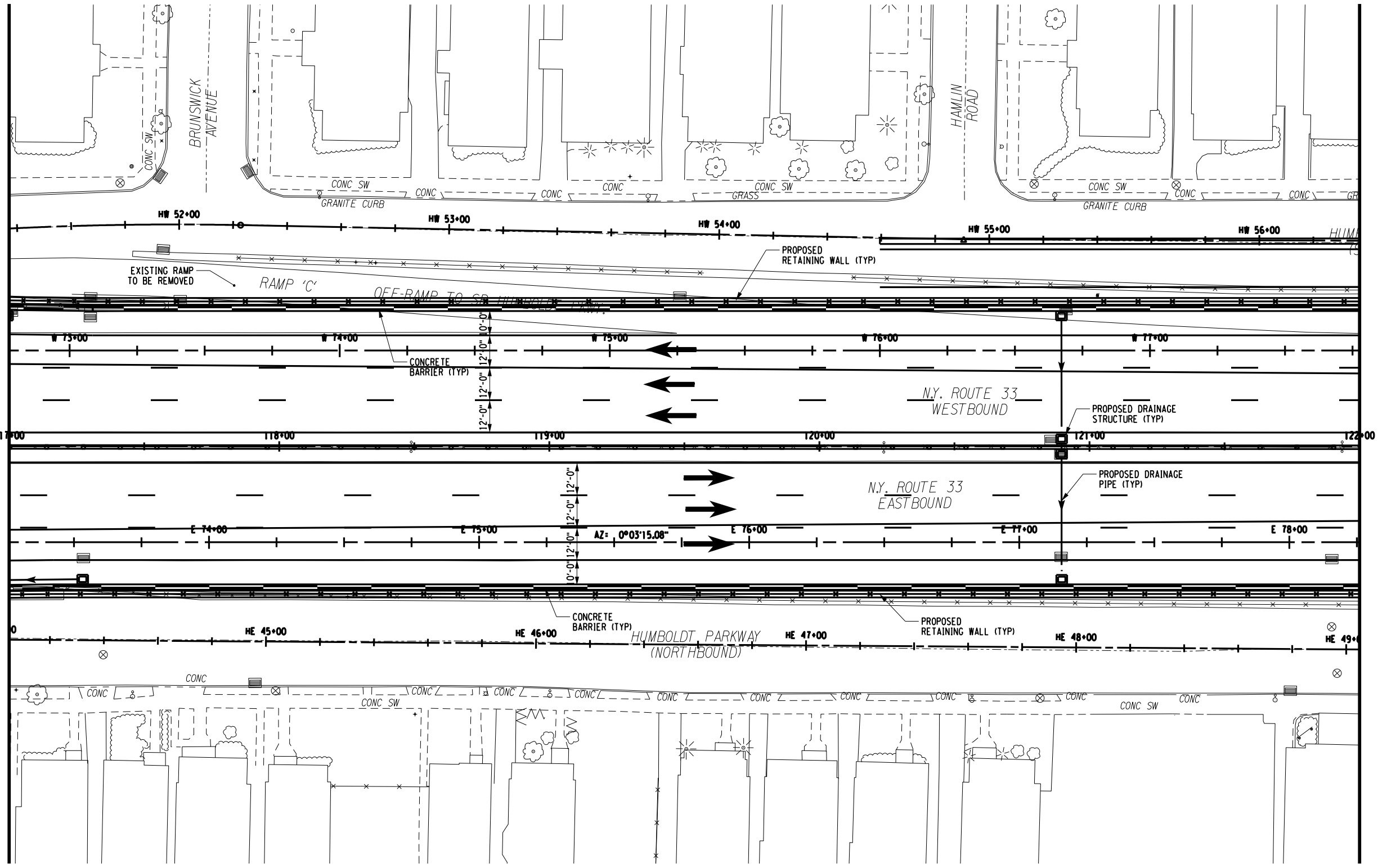
NOTE:
ROUTE 33 LEVEL SHOWN.
ABOVE DECK LAYOUT NOT SHOWN FOR CLARITY.



FILE NAME = **SYTIME**
 DATE/TIME = DGN&SYTIME0123456
 USER = DGN&USERNAME

DESIGN SUPERVISOR XX JOB MANAGER XX DESIGNED BY XX CHECKED BY XX ESTIMATED BY XX DRAFTED BY XX CHECKED BY XX

MATCHLINE CENTERLINE STA 117+00
 SEE DWG. NO. PL-D.13



MATCHLINE CENTERLINE STA 122+00
 SEE DWG. NO. PL-D.15

PREPARED BY: ON:	ALTERED BY: ON:

NO ALTERATION PERMITTED HEREON EXCEPT AS PROVIDED UNDER SECTION 7209 SUBDIVISION 2 OF THE NEW YORK EDUCATION LAW.

AS BUILT REVISIONS
 DESCRIPTION OF WORK:

SIGNATURE _____ DATE _____

NYS RTE 33 / KENSINGTON EXPRESSWAY CONCEPT STUDY
 NEW YORK STATE DEPARTMENT OF TRANSPORTATION
 CITY OF BUFFALO
 COUNTY: ERIE
 DOCUMENT NAME: 551252.CPH.PLAN14.DGN

PIN
 PS&E DATE

ALL DIMENSIONS IN FT UNLESS OTHERWISE NOTED

**ROADWAY PLANS
 ALTERNATIVE - D
 CENTERLINE STA 117+00 TO 122+00**

NOTE:
 ROUTE 33 LEVEL SHOWN.
 ABOVE DECK LAYOUT NOT SHOWN FOR CLARITY.



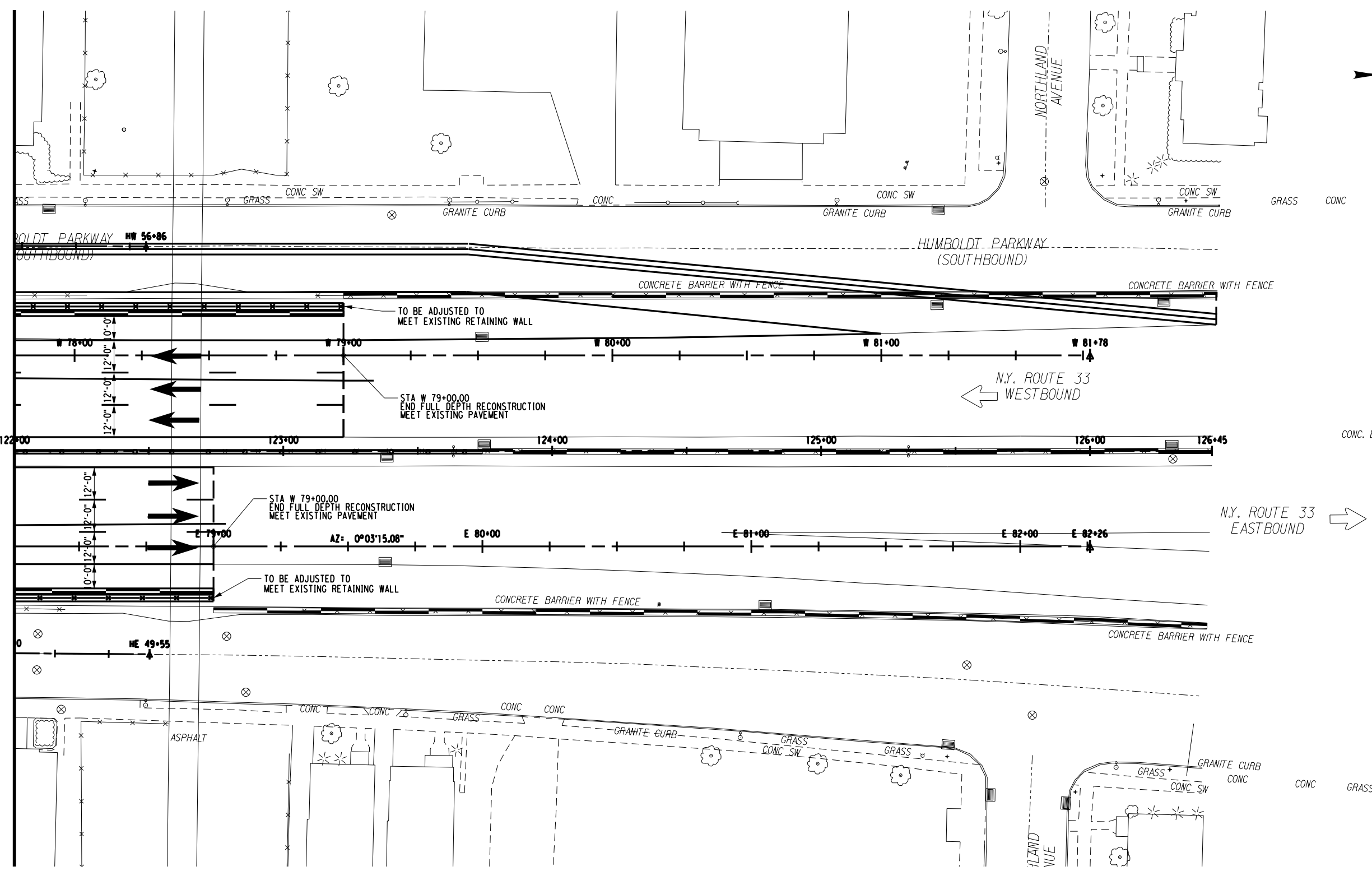
C&S COMPANIES
 C&S Engineers, Inc.
 150 State Street, Suite 120
 Rochester, New York 14614
 Phone: 585-325-6040
 Fax: 585-467-7588
 www.ccs.com

DRAWING NO. **PL-D.14**
 SHEET NO.

FILE NAME = **SYTIME**
 DATE/TIME = DGN**SYTIME0123456
 USER = DGN**USERNAME

DESIGN SUPERVISOR XX JOB MANAGER XX DESIGNED BY XX CHECKED BY XX ESTIMATED BY XX DRAFTED BY XX CHECKED BY XX

MATCHLINE CENTERLINE STA 122+00
 SEE DWG. NO. PL-D.14



PREPARED BY: ON:	ALTERED BY: ON:
NO ALTERATION PERMITTED HEREON EXCEPT AS PROVIDED UNDER SECTION 7209 SUBDIVISION 2 OF THE NEW YORK EDUCATION LAW.	
SIGNATURE _____	DATE _____

AS BUILT REVISIONS DESCRIPTION OF WORK:	NYS RTE 33 / KENSINGTON EXPRESSWAY CONCEPT STUDY
	NEW YORK STATE DEPARTMENT OF TRANSPORTATION
	CITY OF BUFFALO
	COUNTY: ERIE
	DOCUMENT NAME: 551252_CPH_PLAN15.DGN

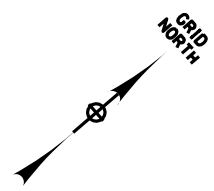
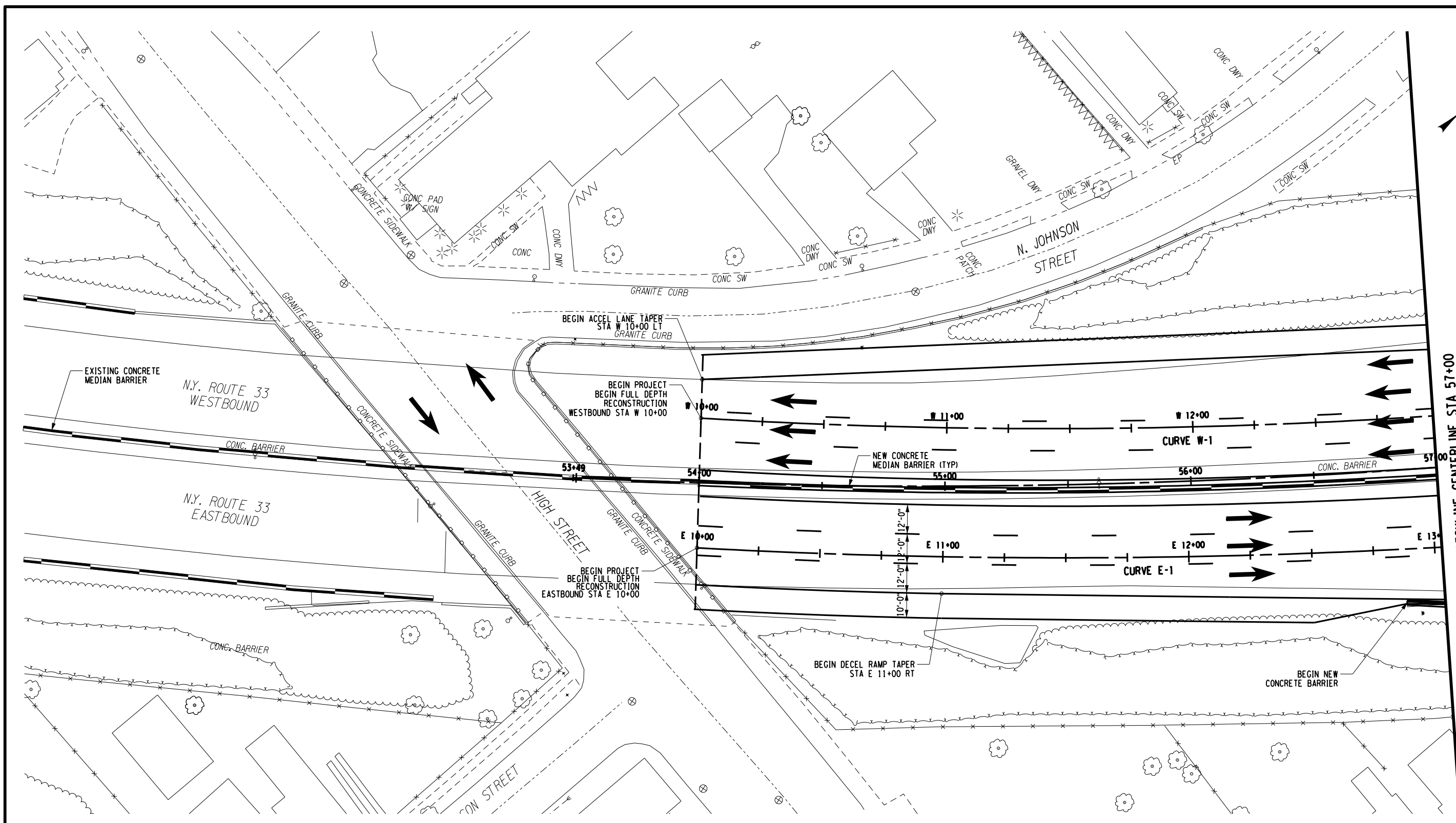
PIN	PS&E DATE

ALL DIMENSIONS IN FT UNLESS OTHERWISE NOTED	
ROADWAY PLANS ALTERNATIVE - D CENTERLINE STA 122+00 TO 126+45	

C&S COMPANIES	
DRAWING NO.	PL-D.15
SHEET NO.	

FILE NAME = **SYTIME**
 DATE/TIME = DGN**SYTIME0123456
 USER = DGN**USERNAME

DESIGN SUPERVISOR XX JOB MANAGER XX DESIGNED BY XX CHECKED BY XX ESTIMATED BY XX DRAFTED BY XX CHECKED BY XX



MATCHLINE CENTERLINE STA 57+00
 SEE DWG. NO. PL-D.021

PREPARED BY: ON:	ALTERED BY: ON:

NO ALTERATION PERMITTED HEREON EXCEPT AS PROVIDED UNDER SECTION 7209 SUBDIVISION 2 OF THE NEW YORK EDUCATION LAW.

AS BUILT REVISIONS DESCRIPTION OF WORK:	SIGNATURE	DATE

NYS RTE 33 / KENSINGTON EXPRESSWAY CONCEPT STUDY	PIN
NEW YORK STATE DEPARTMENT OF TRANSPORTATION	PS&E DATE
CITY OF BUFFALO	
COUNTY: ERIE	
DOCUMENT NAME: 551252_CPH_PLAN1.DGN	

ALL DIMENSIONS IN FT UNLESS OTHERWISE NOTED
ROADWAY PLANS ALTERNATIVE - D (TOP) CENTERLINE STA 53+49 TO STA 57+00



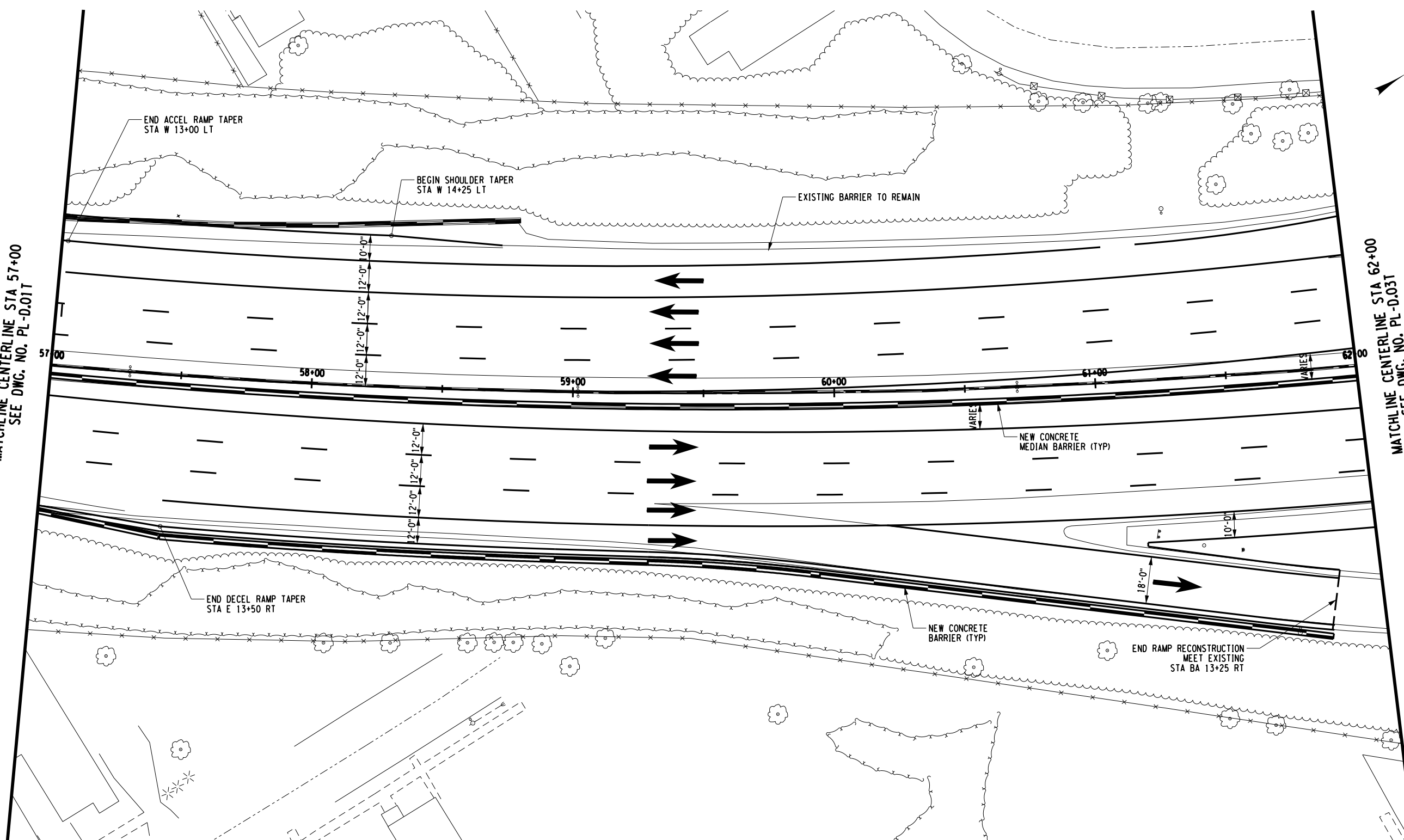
C&S COMPANIES	C&S Engineers, Inc. 150 State Street, Suite 120 Rochester, New York 14614 Phone: 585-325-8040 Fax: 585-467-7588 www.ccs.com
DRAWING NO.	PL-D.01T
SHEET NO.	

FILE NAME = **SYTIME**
 DATE/TIME = DGN\$SYTIME0123456
 USER = DGN\$USERNAME

DESIGN SUPERVISOR XX JOB MANAGER XX DESIGNED BY XX CHECKED BY XX ESTIMATED BY XX DRAFTED BY XX CHECKED BY XX

MATCHLINE CENTERLINE STA 57+00
 SEE DWG. NO. PL-D.01T

MATCHLINE CENTERLINE STA 62+00
 SEE DWG. NO. PL-D.03T



PREPARED BY: ON:	ALTERED BY: ON:

NO ALTERATION PERMITTED HEREON EXCEPT AS PROVIDED UNDER SECTION 7209 SUBDIVISION 2 OF THE NEW YORK EDUCATION LAW.

AS BUILT REVISIONS DESCRIPTION OF WORK:	SIGNATURE _____	DATE _____
--	-----------------	------------

NYS RTE 33 / KENSINGTON EXPRESSWAY CONCEPT STUDY	PIN
NEW YORK STATE DEPARTMENT OF TRANSPORTATION	PS&E DATE
CITY OF BUFFALO	
COUNTY: ERIE	
DOCUMENT NAME: 551252_CPH_PLAN2.DGN	

--

ALL DIMENSIONS IN FT UNLESS OTHERWISE NOTED

**ROADWAY PLANS
 ALTERNATIVE - D (TOP)
 CENTERLINE STA 57+00 TO 62+00**



C&S COMPANIES

C&S Engineers, Inc.
 150 State Street, Suite 120
 Rochester, New York 14614
 Phone: 585-325-9040
 Fax: 585-497-7588
 www.cscs.com

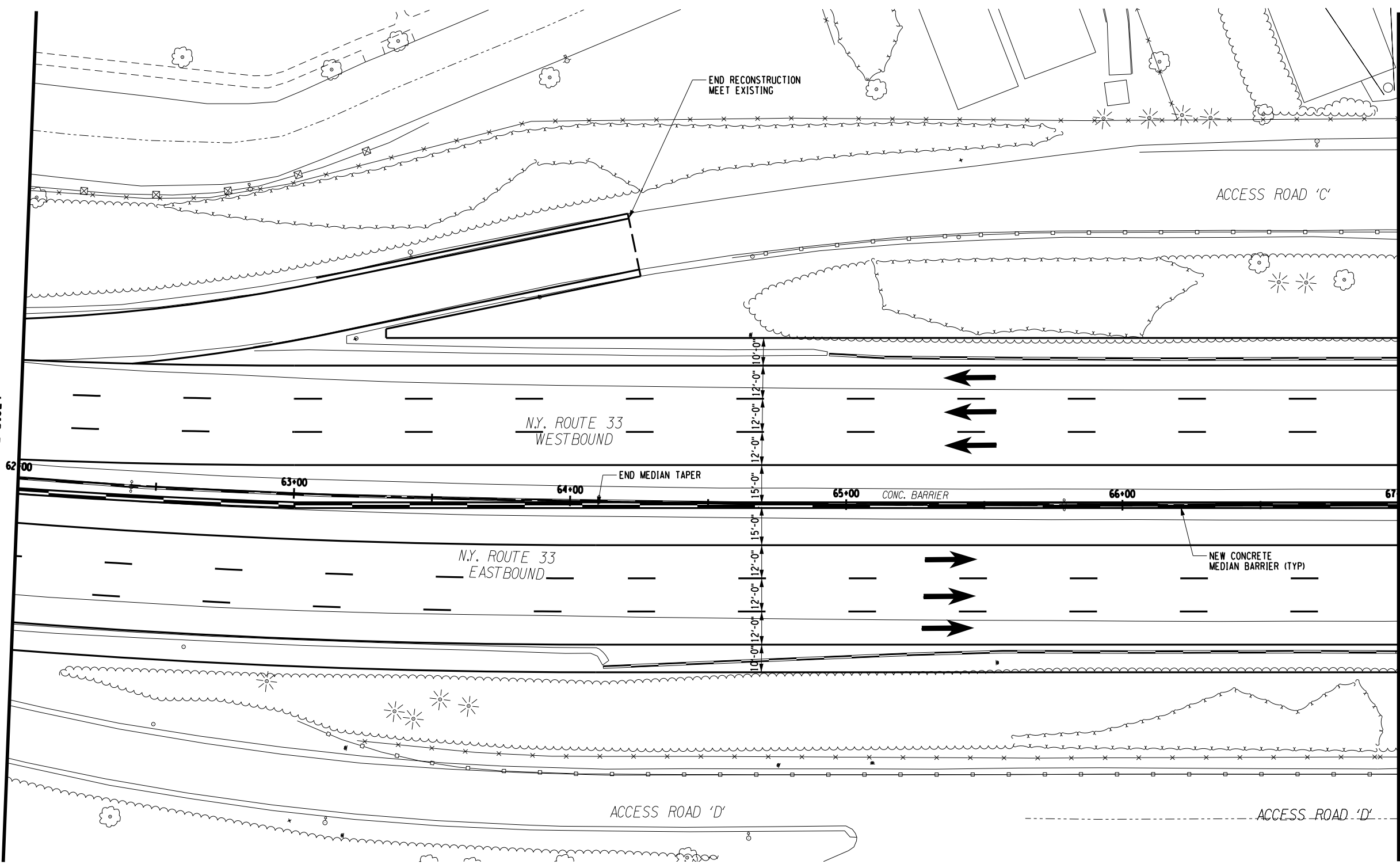
DRAWING NO. **PL-D.02T**
 SHEET NO.

FILE NAME = **SYTIME**
 DATE/TIME = DGN**SYTIME0123456
 USER = DGN**USERNAME

DESIGN SUPERVISOR XX JOB MANAGER XX DESIGNED BY XX CHECKED BY XX ESTIMATED BY XX DRAFTED BY XX CHECKED BY XX

MATCHLINE CENTERLINE STA 62+00
 SEE DWG. NO. PL-D.02T

MATCHLINE CENTERLINE STA 67+00
 SEE DWG. NO. PL-D.04T



PREPARED BY: ON:	ALTERED BY: ON:

NO ALTERATION PERMITTED HEREON EXCEPT AS PROVIDED UNDER SECTION 7209 SUBDIVISION 2 OF THE NEW YORK EDUCATION LAW.

AS BUILT REVISIONS
 DESCRIPTION OF WORK:

 SIGNATURE

 DATE

NYS RTE 33 / KENSINGTON EXPRESSWAY CONCEPT STUDY	PIN
NEW YORK STATE DEPARTMENT OF TRANSPORTATION	PS&E DATE
CITY OF BUFFALO	
COUNTY: ERIE	
DOCUMENT NAME: 551252_CPH_PLAN3.DGN	

ALL DIMENSIONS IN FT UNLESS OTHERWISE NOTED

ROADWAY PLANS
 ALTERNATIVE - D (TOP)
 CENTERLINE STA 62+00 TO STA 67+00




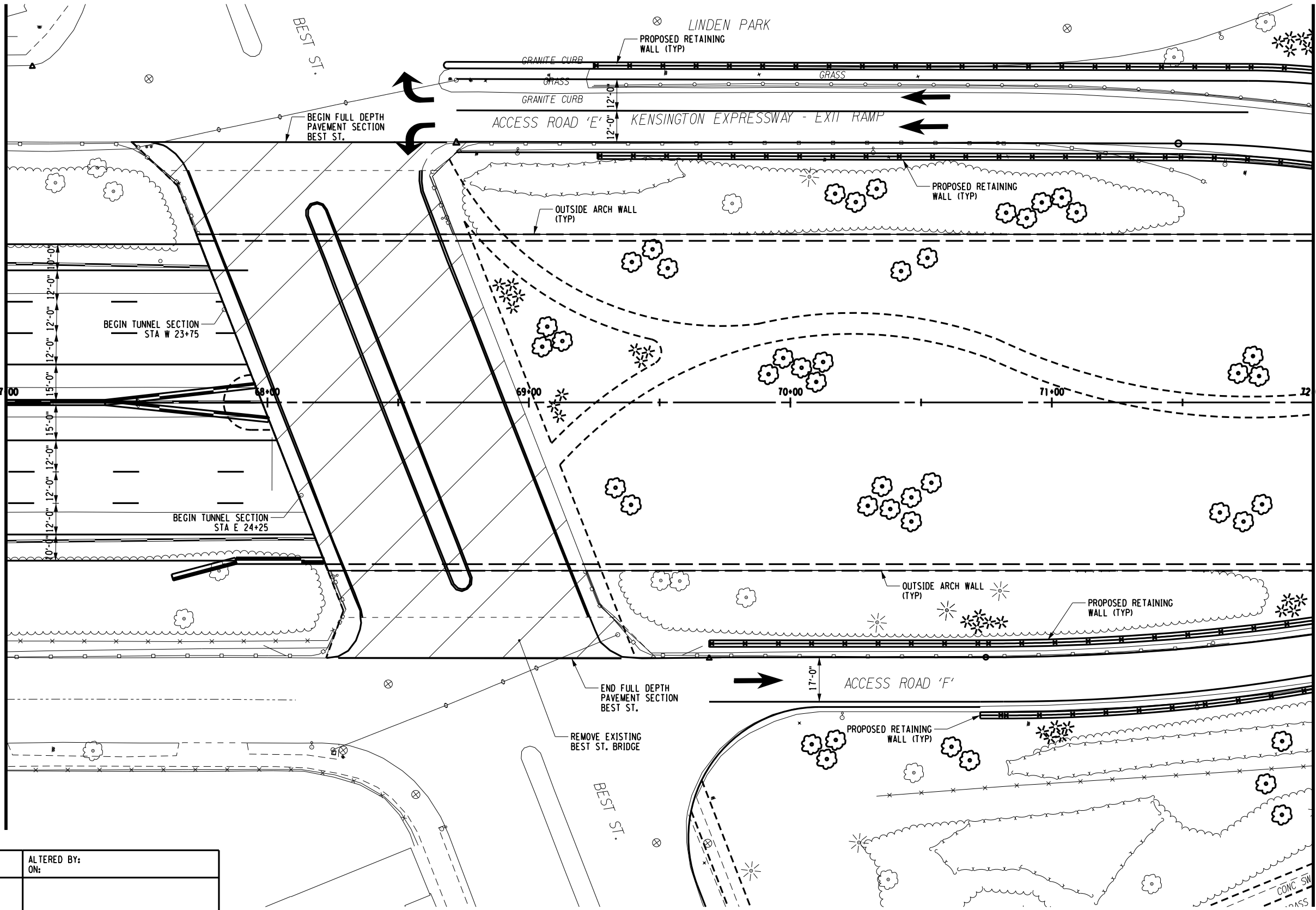
C&S COMPANIES	C&S Engineers, Inc. 150 State Street, Suite 120 Rochester, New York 14614 Phone: 585-325-6040 Fax: 585-467-7588 www.ccs.com
DRAWING NO.	PL-D.03T
SHEET NO.	

FILE NAME = **SYTIME**
 DATE/TIME = DGN**SYTIME0123456
 USER = DGN**USERNAME

DESIGN SUPERVISOR XX JOB MANAGER XX DESIGNED BY XX CHECKED BY XX ESTIMATED BY XX DRAFTED BY XX CHECKED BY XX

MATCHLINE CENTERLINE STA 67+00
 SEE DWG. NO. PL-D-031T

MATCHLINE CENTERLINE STA 72+00
 SEE DWG. NO. PL-D-051T



PREPARED BY: ON:	ALTERED BY: ON:
NO ALTERATION PERMITTED HEREON EXCEPT AS PROVIDED UNDER SECTION 7209 SUBDIVISION 2 OF THE NEW YORK EDUCATION LAW.	
SIGNATURE _____	DATE _____

AS BUILT REVISIONS DESCRIPTION OF WORK:

NYS RTE 33 / KENSINGTON EXPRESSWAY CONCEPT STUDY	PIN
NEW YORK STATE DEPARTMENT OF TRANSPORTATION	PS&E DATE
CITY OF BUFFALO	
COUNTY: ERIE	
DOCUMENT NAME: 551252_CPH_PLAN4.DGN	

ALL DIMENSIONS IN FT UNLESS OTHERWISE NOTED	
ROADWAY PLANS ALTERNATIVE - D (TOP) CENTERLINE STA 67+00 TO STA 72+00	


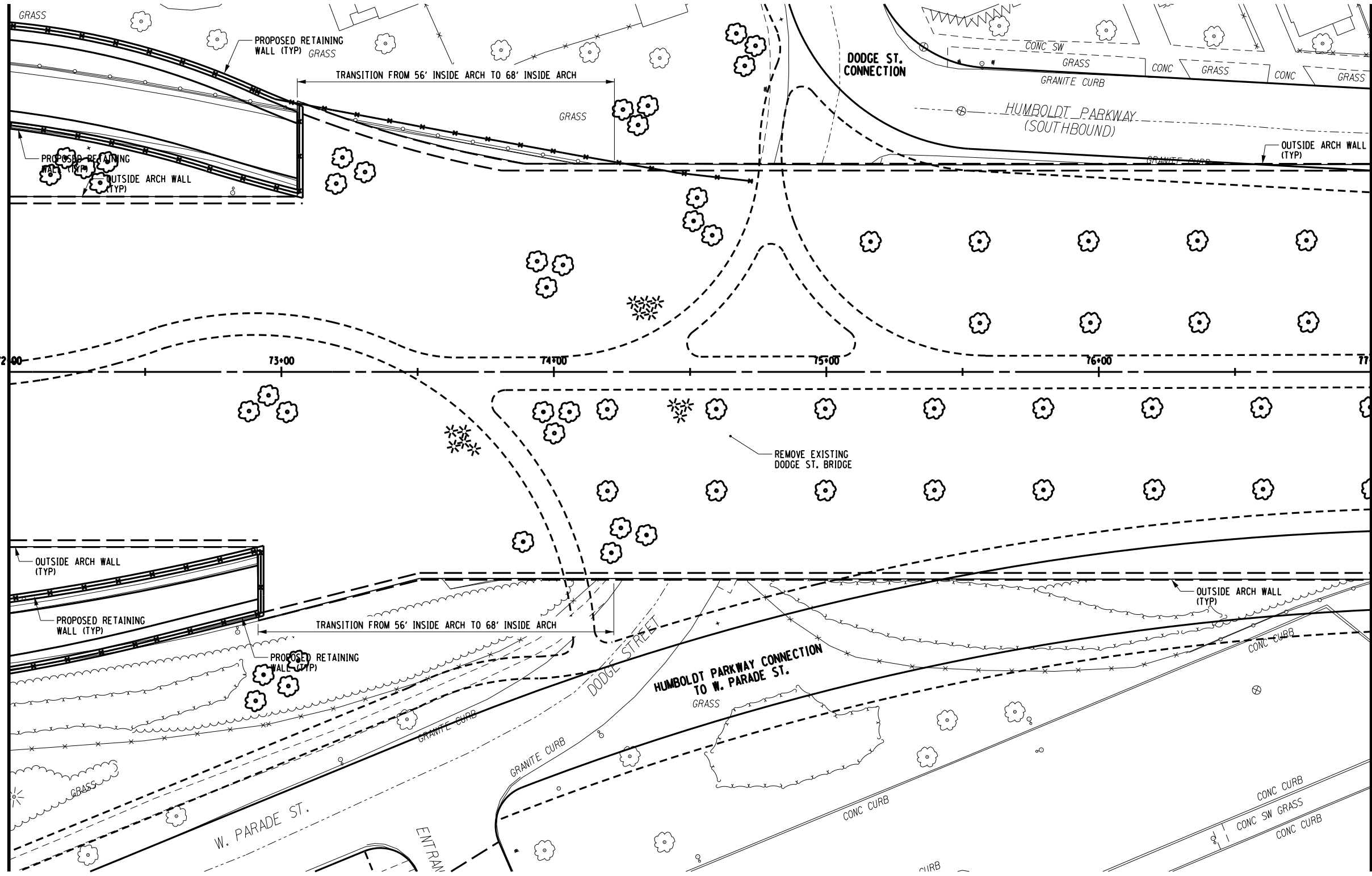
C&S COMPANIES	C&S Engineers, Inc. 150 State Street, Suite 120 Rochester, New York 14614 Phone: 585-325-8040 Fax: 585-467-7588 www.ccs.com
DRAWING NO.	PL-D.04T
SHEET NO.	

FILE NAME = **SYTIME**
 DATE/TIME = DGN**SYTIME0123456
 USER = DGN**USERNAME

DESIGN SUPERVISOR XX JOB MANAGER XX DESIGNED BY XX CHECKED BY XX ESTIMATED BY XX DRAFTED BY XX CHECKED BY XX

MATCHLINE CENTERLINE STA 72+00
 SEE DWG. NO. PL-D.04T

MATCHLINE CENTERLINE STA 77+00
 SEE DWG. NO. PL-D.06T



PREPARED BY: ON:	ALTERED BY: ON:

NO ALTERATION PERMITTED HEREON EXCEPT AS PROVIDED UNDER SECTION 7209 SUBDIVISION 2 OF THE NEW YORK EDUCATION LAW.

AS BUILT REVISIONS
 DESCRIPTION OF WORK:

 SIGNATURE

 DATE

NYS RTE 33 / KENSINGTON EXPRESSWAY CONCEPT STUDY
 NEW YORK STATE DEPARTMENT OF TRANSPORTATION
 CITY OF BUFFALO
 COUNTY: ERIE
 DOCUMENT NAME: 551252_CPH_PLAN5.DGN

PIN
 PS&E DATE

ALL DIMENSIONS IN FT UNLESS OTHERWISE NOTED

**ROADWAY PLANS
 ALTERNATIVE - D (TOP)
 CENTERLINE STA 72+00 TO STA 77+00**

**C&S
 COMPANIES**

C&S Engineers, Inc.
 150 State Street, Suite 120
 Rochester, New York 14614
 Phone: 585-325-8040
 Fax: 585-497-7588
 www.ccs.com


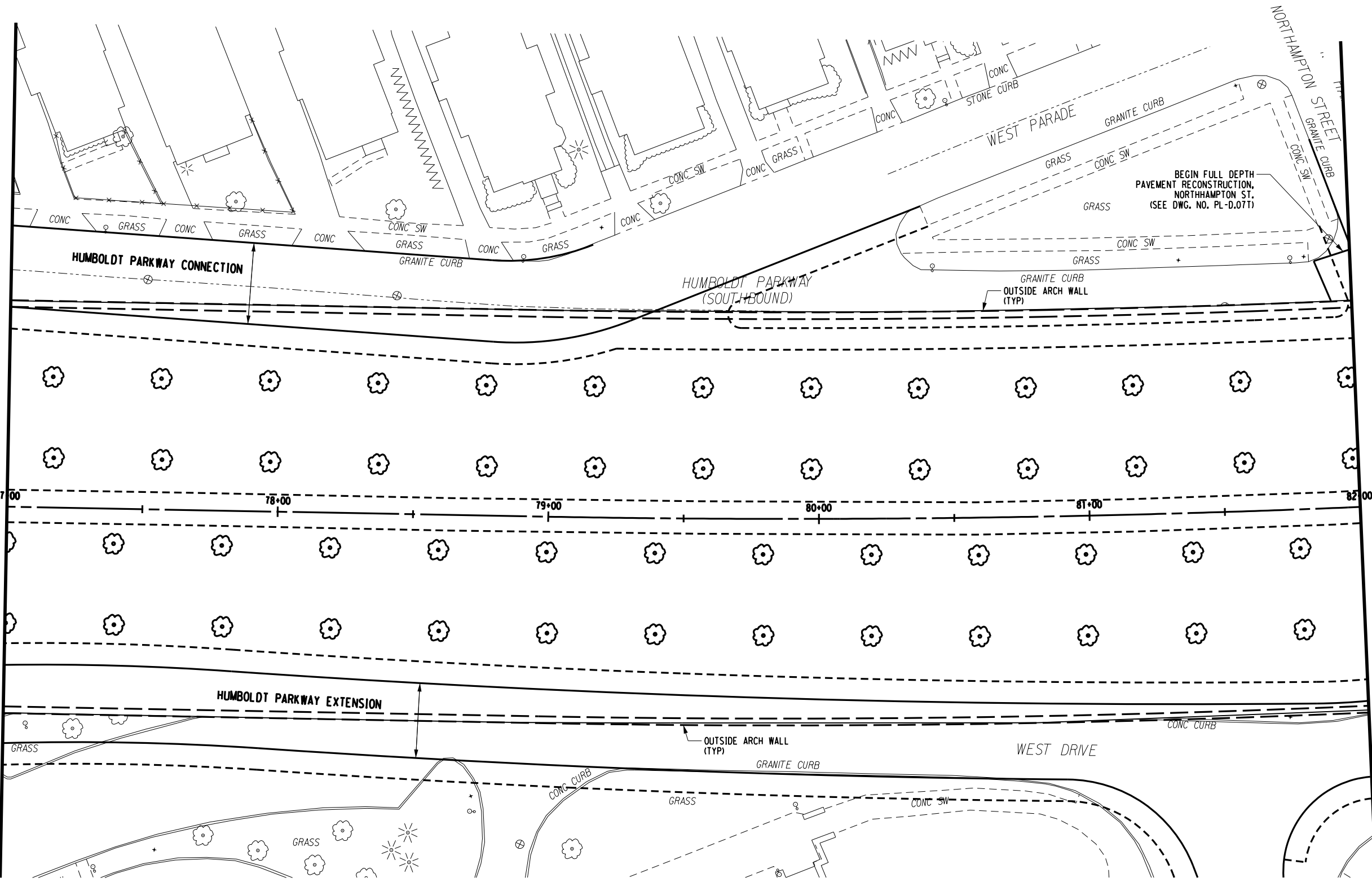
DRAWING NO. **PL-D.05T**
 SHEET NO.

FILE NAME = **SYTIME**
 DATE/TIME = DGN\$SYTIME0123456
 USER = DGN\$USERNAME

DESIGN SUPERVISOR XX JOB MANAGER XX DESIGNED BY XX CHECKED BY XX ESTIMATED BY XX DRAFTED BY XX CHECKED BY XX

MATCHLINE CENTERLINE STA 77+00
 SEE DWG. NO. PL-D.05T

MATCHLINE CENTERLINE STA 82+00
 SEE DWG. NO. PL-D.07T



PREPARED BY: ON:	ALTERED BY: ON:

NO ALTERATION PERMITTED HEREON EXCEPT AS PROVIDED UNDER SECTION 7209 SUBDIVISION 2 OF THE NEW YORK EDUCATION LAW.

AS BUILT REVISIONS
 DESCRIPTION OF WORK:

SIGNATURE _____ DATE _____

NYS RTE 33 / KENSINGTON EXPRESSWAY CONCEPT STUDY
 NEW YORK STATE DEPARTMENT OF TRANSPORTATION
 CITY OF BUFFALO
 COUNTY: ERIE
 DOCUMENT NAME: 551252_CPH_PLAN6.DGN

PIN
 PS&E DATE

ALL DIMENSIONS IN FT UNLESS OTHERWISE NOTED

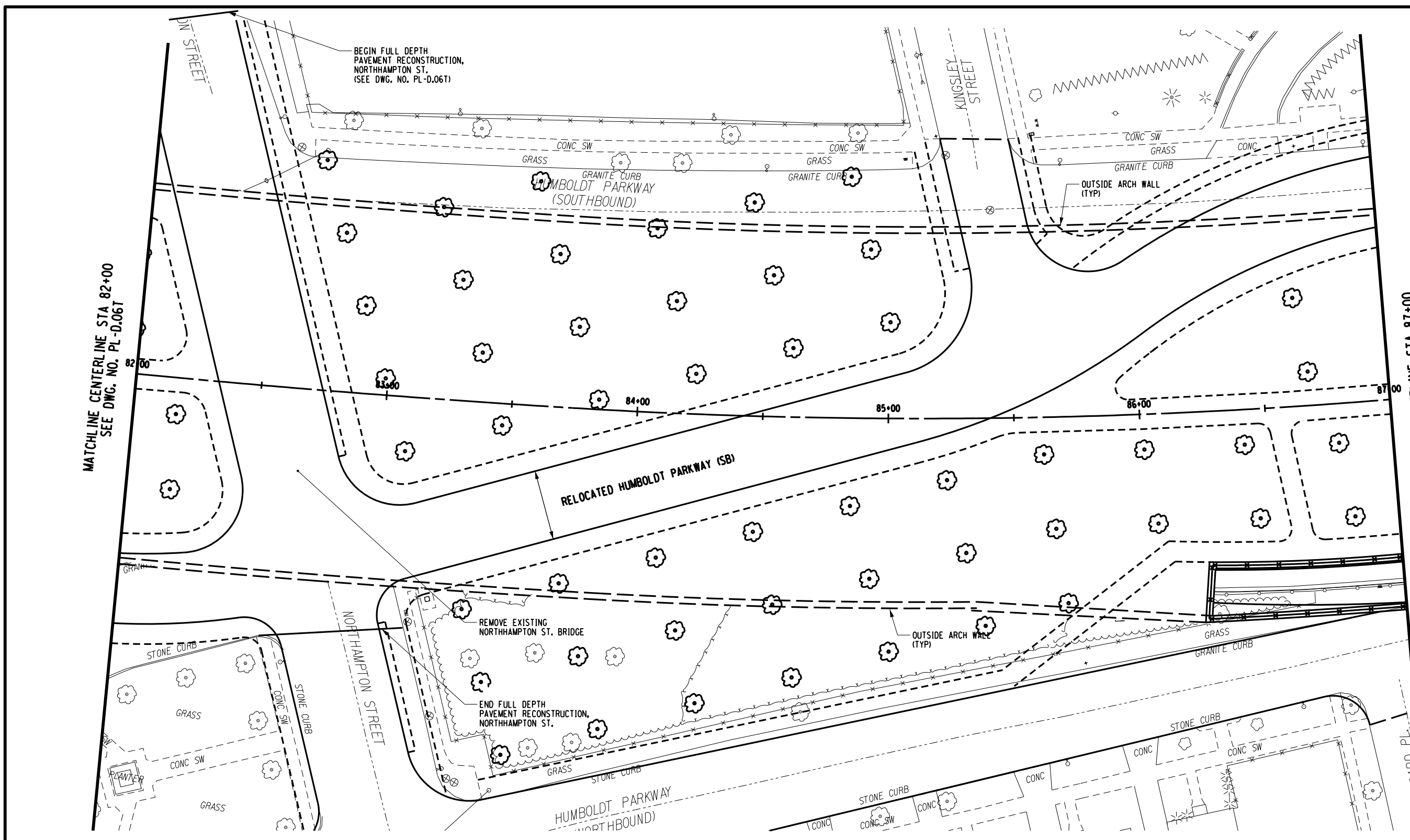
ROADWAY PLANS
 ALTERNATIVE - D (TOP)
 CENTERLINE STA 77+00 TO STA 82+00

C&S COMPANIES
 C&S Engineers, Inc.
 150 State Street, Suite 120
 Rochester, New York 14614
 Phone: 585-325-8040
 Fax: 585-467-7588
 www.ccs.com

DRAWING NO. **PL-D.06T**
 SHEET NO.

FILE NAME = **SYTIME**
 DATE/TIME = DGN**SYTIME0123456
 USER = DGN**USERNAME

DESIGN SUPERVISOR XX JOB MANAGER XX DESIGNED BY XX CHECKED BY XX ESTIMATED BY XX DRAFTED BY XX CHECKED BY XX



MATCHLINE CENTERLINE STA 87+00
 SEE DWG. NO. PL-D.08T

MATCHLINE CENTERLINE STA 82+00
 SEE DWG. NO. PL-D.06T

PREPARED BY: ON:	ALTERED BY: ON:
NO ALTERATION PERMITTED HEREON EXCEPT AS PROVIDED UNDER SECTION 7209 SUBDIVISION 2 OF THE NEW YORK EDUCATION LAW.	
SIGNATURE _____	DATE _____

AS BUILT REVISIONS DESCRIPTION OF WORK:	NYS RTE 33 / KENSINGTON EXPRESSWAY CONCEPT STUDY	PIN
	NEW YORK STATE DEPARTMENT OF TRANSPORTATION	PS&E DATE
	CITY OF BUFFALO	
	COUNTY: ERIE	
	DOCUMENT NAME: 551252_CPH_PLAN7.DGN	

ALL DIMENSIONS IN FT UNLESS OTHERWISE NOTED	
ROADWAY PLANS ALTERNATIVE - D (TOP) CENTERLINE STA 82+00 TO STA 87+00	

DRAWING NO. PL-D.07T
SHEET NO.



C&S COMPANIES

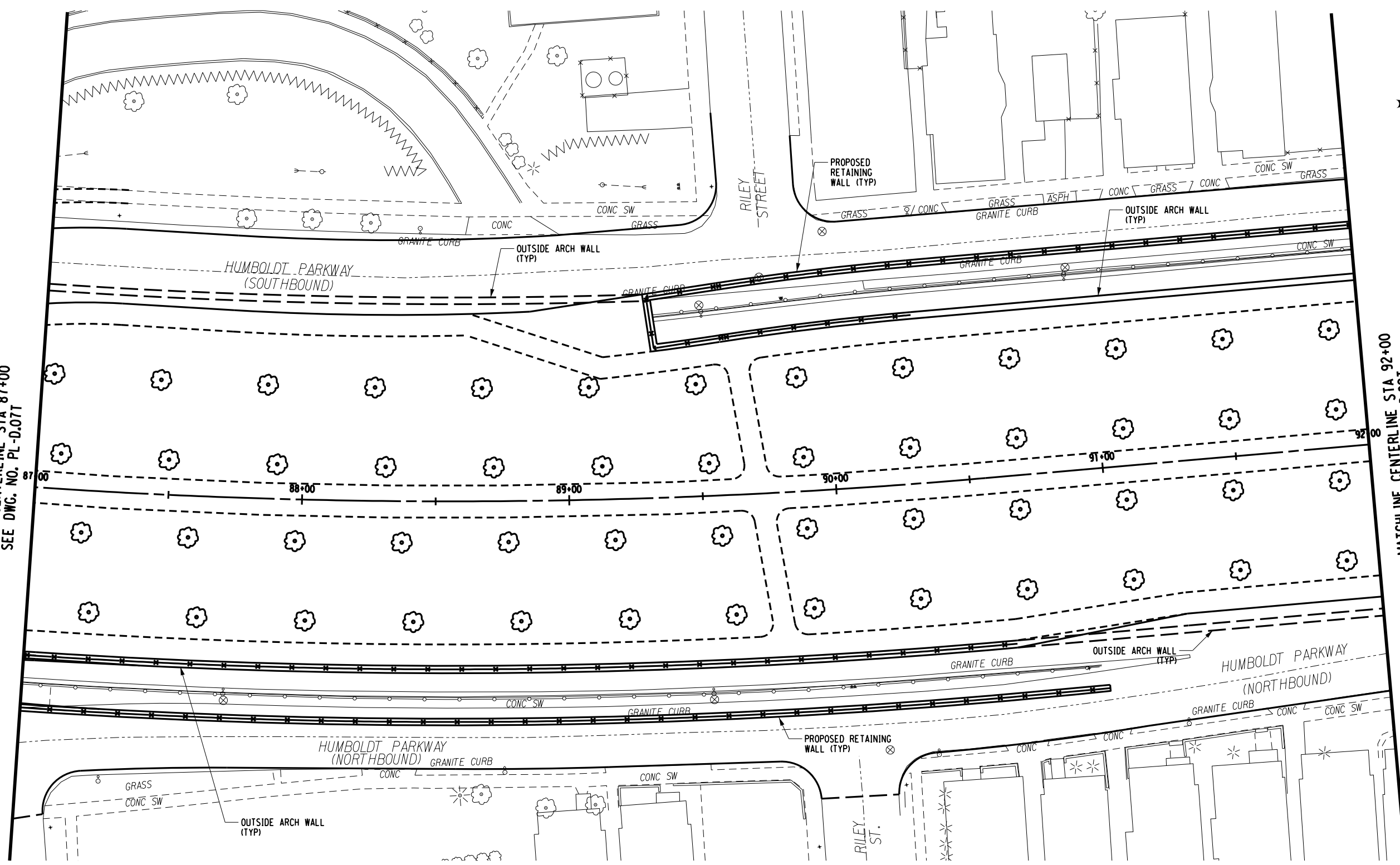
C&S Engineers, Inc.
 150 State Street, Suite 120
 Rochester, New York 14614
 Phone: 585-325-8040
 Fax: 585-497-7588
 www.ccs.com

FILE NAME = **SYTIME**
 DATE/TIME = DGN**SYTIME0123456
 USER = DGN**USERNAME

DESIGN SUPERVISOR XX JOB MANAGER XX DESIGNED BY XX CHECKED BY XX ESTIMATED BY XX DRAFTED BY XX CHECKED BY XX

MATCHLINE CENTERLINE STA 87+00
 SEE DWG. NO. PL-D.077

MATCHLINE CENTERLINE STA 92+00
 SEE DWG. NO. PL-D.091



PREPARED BY: ON:	ALTERED BY: ON:
NO ALTERATION PERMITTED HEREON EXCEPT AS PROVIDED UNDER SECTION 7209 SUBDIVISION 2 OF THE NEW YORK EDUCATION LAW.	
SIGNATURE _____	DATE _____

AS BUILT REVISIONS DESCRIPTION OF WORK:

NYS RTE 33 / KENSINGTON EXPRESSWAY CONCEPT STUDY	PIN
NEW YORK STATE DEPARTMENT OF TRANSPORTATION	PS&E DATE
CITY OF BUFFALO	
COUNTY: ERIE	
DOCUMENT NAME: 551252_CPH_PLAN8.DGN	

--

ALL DIMENSIONS IN FT UNLESS OTHERWISE NOTED

ROADWAY PLANS
 ALTERNATIVE - D (TOP)
 CENTERLINE STA 87+00 TO STA 92+00




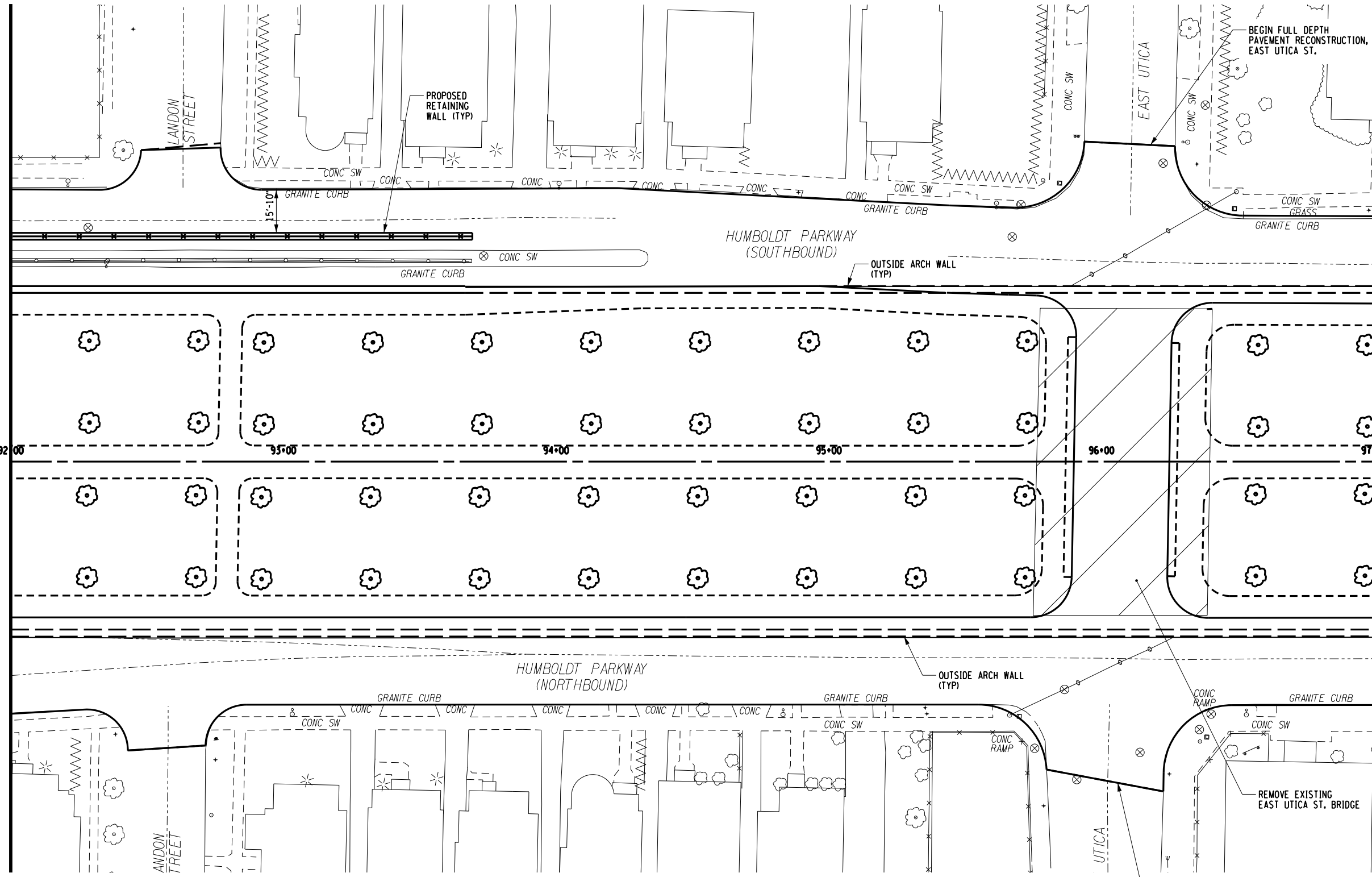
	C&S Engineers, Inc. 150 State Street, Suite 120 Rochester, New York 14614 Phone: 585-325-6040 Fax: 585-467-7588 www.ccs.com
	DRAWING NO. PL-D.08T
SHEET NO.	

FILE NAME = F:\Project\190 - N.Y.S. DEPT OF TRANSPORTATION\190443001 - Rte 33 Kensington Concept Study\CADD\Project Files (Current)\DT-1\551252.cph.DT_PL-D.091.dgn
 DATE/TIME = 5/16/2012
 USER = jeffke

DESIGN SUPERVISOR XX JOB MANAGER XX DESIGNED BY XX CHECKED BY XX ESTIMATED BY XX DRAFTED BY XX CHECKED BY XX

MATCHLINE CENTERLINE STA 92+00
 SEE DWG. NO. PL-D.08T

MATCHLINE CENTERLINE STA 97+00
 SEE DWG. NO. PL-D.10T



PREPARED BY: ON:	ALTERED BY: ON:
NO ALTERATION PERMITTED HEREON EXCEPT AS PROVIDED UNDER SECTION 7209 SUBDIVISION 2 OF THE NEW YORK EDUCATION LAW.	
SIGNATURE _____	DATE _____

AS BUILT REVISIONS DESCRIPTION OF WORK:

NYS RTE 33 / KENSINGTON EXPRESSWAY CONCEPT STUDY	PIN
NEW YORK STATE DEPARTMENT OF TRANSPORTATION	PS&E DATE
CITY OF BUFFALO	
COUNTY: ERIE	
DOCUMENT NAME: 551252_CPH_PLAN9.DGN	

ALL DIMENSIONS IN FT UNLESS OTHERWISE NOTED	
ROADWAY PLANS ALTERNATIVE - D (TOP) CENTERLINE STA 92+00 TO 97+00	

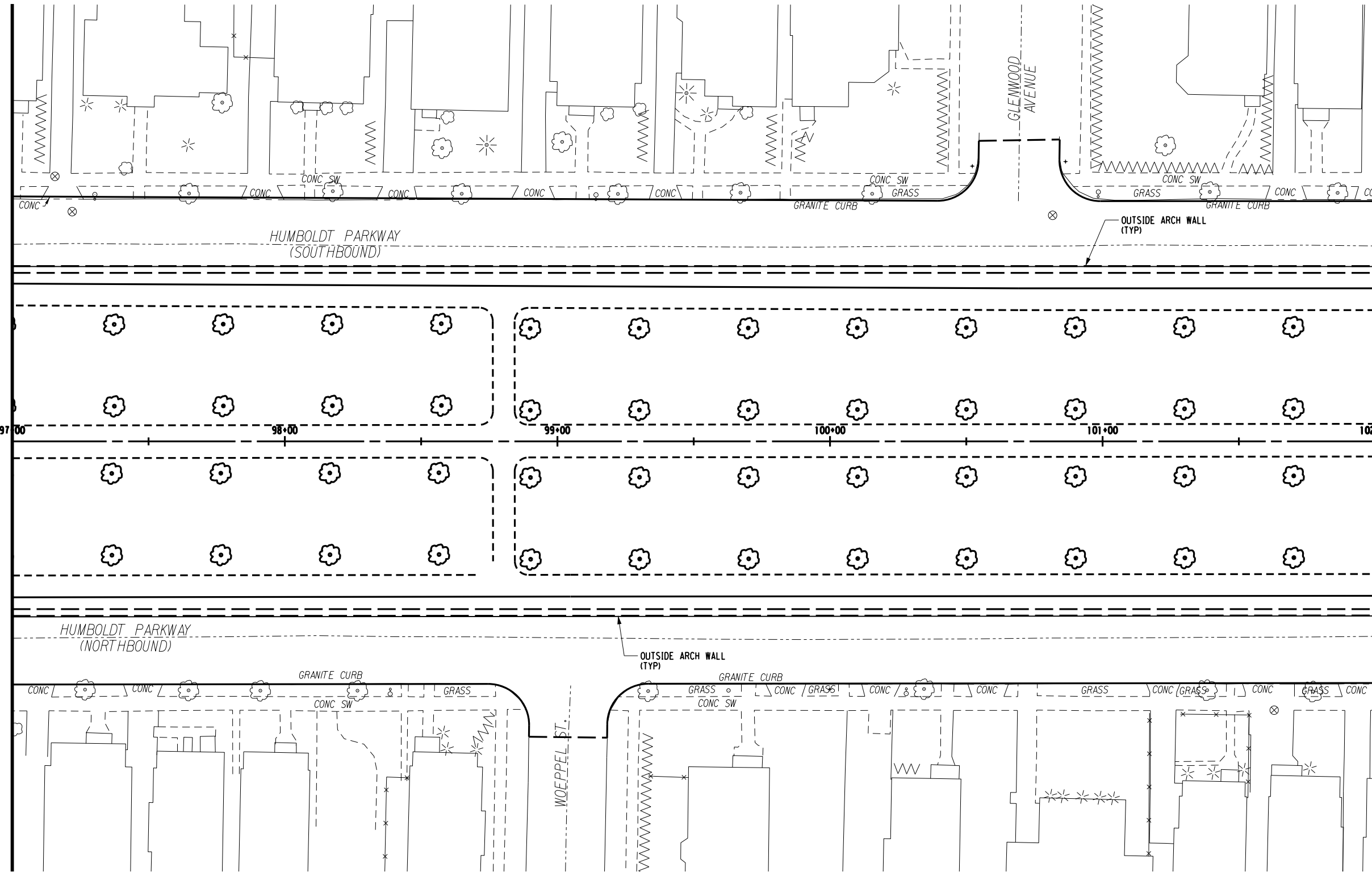
C&S COMPANIES	C&S Engineers, Inc. 150 State Street, Suite 120 Rochester, New York 14614 Phone: 585-325-8040 Fax: 585-497-7588 www.ccs.com
	DRAWING NO. PL-D.09T SHEET NO.

FILE NAME = **SYTIME**
 DATE/TIME = DGN\$SYTIME0123456
 USER = DGN\$USERNAME

DESIGN SUPERVISOR XX JOB MANAGER XX DESIGNED BY XX CHECKED BY XX ESTIMATED BY XX DRAFTED BY XX CHECKED BY XX

MATCHLINE CENTERLINE STA 97+00
 SEE DWG. NO. PL-D.09T

MATCHLINE CENTERLINE STA 102+00
 SEE DWG. NO. PL-D.11T



PREPARED BY: ON:	ALTERED BY: ON:
NO ALTERATION PERMITTED HEREON EXCEPT AS PROVIDED UNDER SECTION 7209 SUBDIVISION 2 OF THE NEW YORK EDUCATION LAW.	
SIGNATURE _____	DATE _____

AS BUILT REVISIONS DESCRIPTION OF WORK:	NYS RTE 33 / KENSINGTON EXPRESSWAY CONCEPT STUDY NEW YORK STATE DEPARTMENT OF TRANSPORTATION CITY OF BUFFALO COUNTY: ERIE DOCUMENT NAME: 551252_CPH_PLAN10.DGN
--	--

PIN	PS&E DATE

ALL DIMENSIONS IN FT UNLESS OTHERWISE NOTED

ROADWAY PLANS
 ALTERNATIVE - D (TOP)
 CENTERLINE STA 97+00 TO 102+00

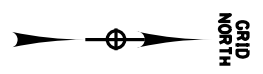
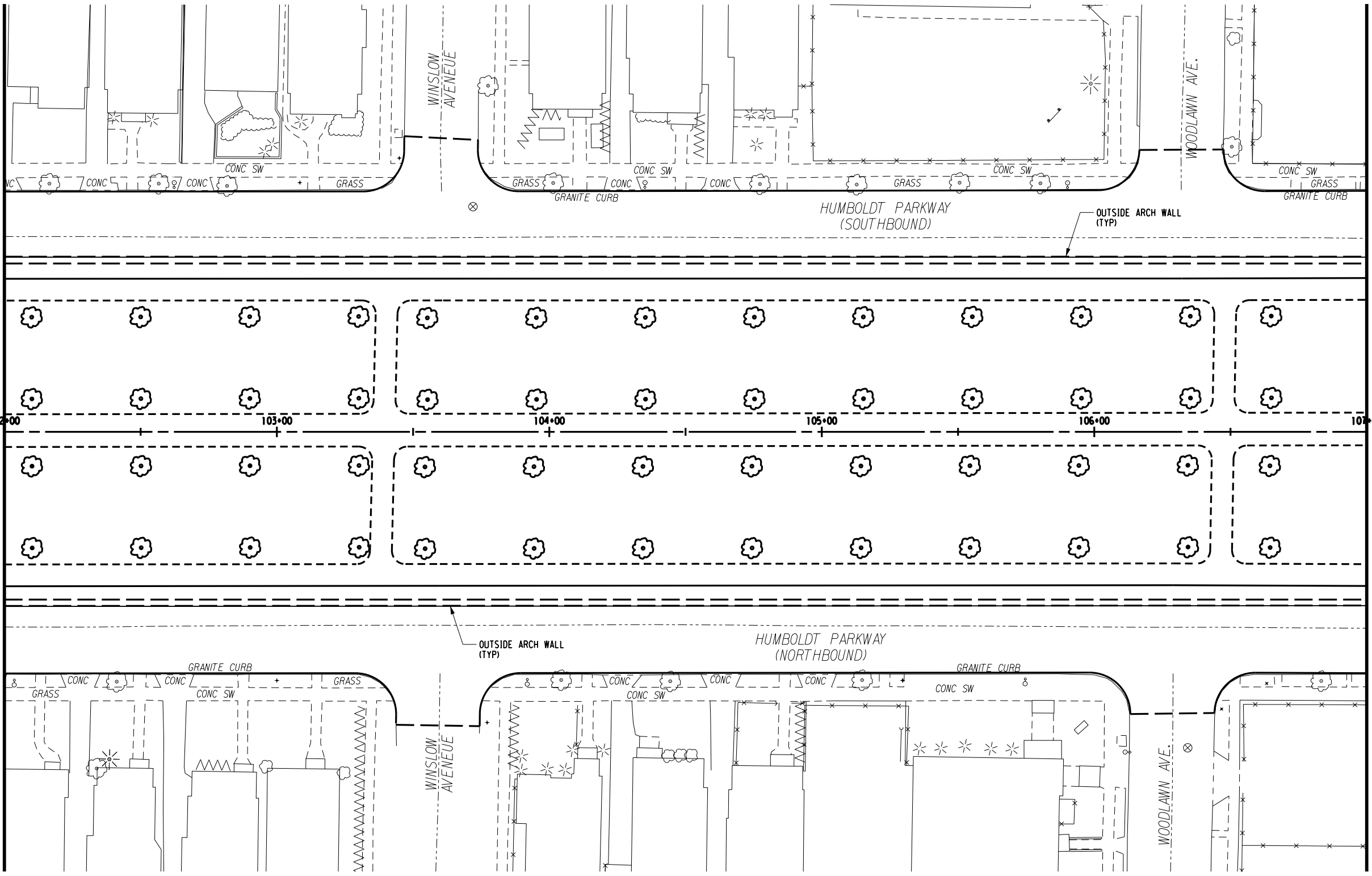
	C&S Engineers, Inc. 150 State Street, Suite 120 Rochester, New York 14614 Phone: 585-325-8040 Fax: 585-497-7588 www.ccs.com
	DRAWING NO. PL-D.10T SHEET NO.

FILE NAME = **SYTIME**
 DATE/TIME = DGN**SYTIME0123456
 USER = DGN**USERNAME

DESIGN SUPERVISOR XX JOB MANAGER XX DESIGNED BY XX CHECKED BY XX ESTIMATED BY XX DRAFTED BY XX CHECKED BY XX

MATCHLINE CENTERLINE STA 102+00
 SEE DWG. NO. PL-D.10T

MATCHLINE CENTERLINE STA 107+00
 SEE DWG. NO. PL-D.12T



PREPARED BY: ON:	ALTERED BY: ON:

NO ALTERATION PERMITTED HEREON EXCEPT AS PROVIDED UNDER SECTION 7209 SUBDIVISION 2 OF THE NEW YORK EDUCATION LAW.

AS BUILT REVISIONS
 DESCRIPTION OF WORK:

SIGNATURE _____ DATE _____

NYS RTE 33 / KENSINGTON EXPRESSWAY CONCEPT STUDY
 NEW YORK STATE DEPARTMENT OF TRANSPORTATION
 CITY OF BUFFALO
 COUNTY: ERIE
 DOCUMENT NAME: 551252_CPH_PLAN11.DGN

PIN _____
 PS&E DATE _____

ALL DIMENSIONS IN FT UNLESS OTHERWISE NOTED

ROADWAY PLANS
 ALTERNATIVE - D (TOP)
 CENTERLINE STA 102+00 TO 107+00

C&S COMPANIES
 C&S Engineers, Inc.
 150 State Street, Suite 120
 Rochester, New York 14614
 Phone: 585-325-6040
 Fax: 585-467-7588
 www.ccs.com

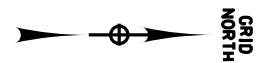
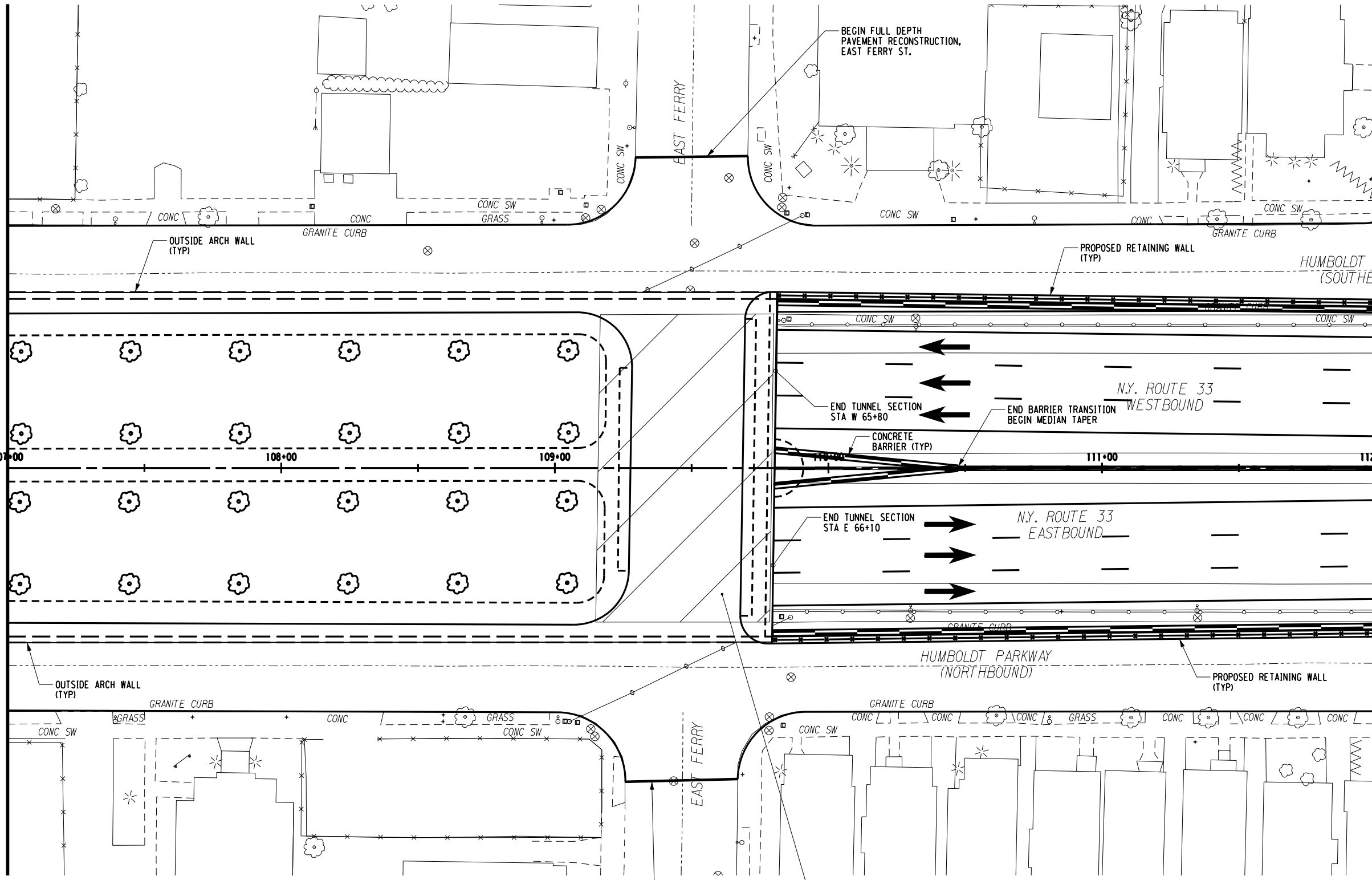
DRAWING NO. **PL-D.11T**
 SHEET NO. _____

FILE NAME = **SYTIME**
 DATE/TIME = DGN**SYTIME0123456
 USER = DGN**USERNAME

DESIGN SUPERVISOR XX JOB MANAGER XX DESIGNED BY XX CHECKED BY XX ESTIMATED BY XX DRAFTED BY XX CHECKED BY XX

MATCHLINE CENTERLINE STA 107+00
 SEE DWG. NO. PL-D.111

MATCHLINE CENTERLINE STA 112+00
 SEE DWG. NO. PL-D.131


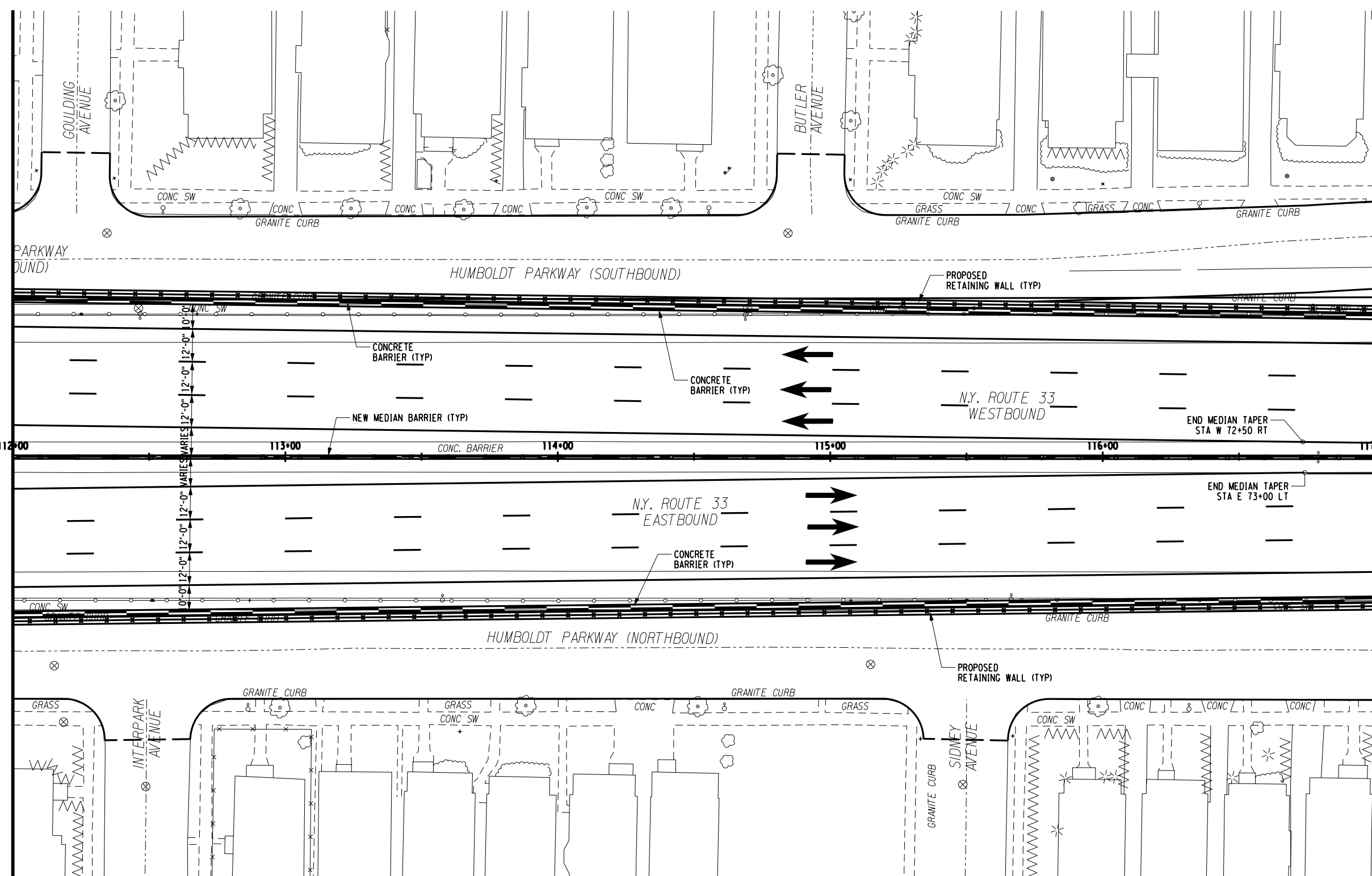


PREPARED BY: ON:	ALTERED BY: ON:
NO ALTERATION PERMITTED HEREON EXCEPT AS PROVIDED UNDER SECTION 7209 SUBDIVISION 2 OF THE NEW YORK EDUCATION LAW.	
SIGNATURE _____	DATE _____

AS BUILT REVISIONS DESCRIPTION OF WORK:	NYS RTE 33 / KENSINGTON EXPRESSWAY CONCEPT STUDY	PIN
	NEW YORK STATE DEPARTMENT OF TRANSPORTATION	PS&E DATE
	CITY OF BUFFALO	
	COUNTY: ERIE	
	DOCUMENT NAME: 551252_CPH_PLAN12.DGN	

ALL DIMENSIONS IN FT UNLESS OTHERWISE NOTED	
ROADWAY PLANS ALTERNATIVE - D (TOP) CENTERLINE STA 107+00 TO 112+00	

	<small>C&S Engineers, Inc. 150 State Street, Suite 120 Rochester, New York 14614 Phone: 585-325-6040 Fax: 585-497-7588 www.ccs.com</small>	
	DRAWING NO.	PL-D.12T
SHEET NO.		



MATCHLINE CENTERLINE STA 112+00
SEE DWG. NO. PL-D.12T

MATCHLINE CENTERLINE STA 117+00
SEE DWG. NO. PL-D.14T

PREPARED BY: ON:	ALTERED BY: ON:
NO ALTERATION PERMITTED HEREON EXCEPT AS PROVIDED UNDER SECTION 7209 SUBDIVISION 2 OF THE NEW YORK EDUCATION LAW.	
AS BUILT REVISIONS DESCRIPTION OF WORK:	
SIGNATURE _____	DATE _____

NYS RTE 33 / KENSINGTON EXPRESSWAY CONCEPT STUDY	PIN
NEW YORK STATE DEPARTMENT OF TRANSPORTATION	PS&E DATE
CITY OF BUFFALO	
COUNTY: ERIE	
DOCUMENT NAME: 551252_CPH_PLAN13.DGN	

ALL DIMENSIONS IN FT UNLESS OTHERWISE NOTED	
ROADWAY PLANS ALTERNATIVE - D (TOP) CENTERLINE STA 112+00 TO 117+00	

NEW YORK STATE DEPARTMENT OF TRANSPORTATION REGION 5	
DRAWING NO. PL-D.13T SHEET NO.	



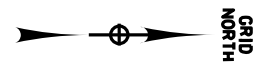
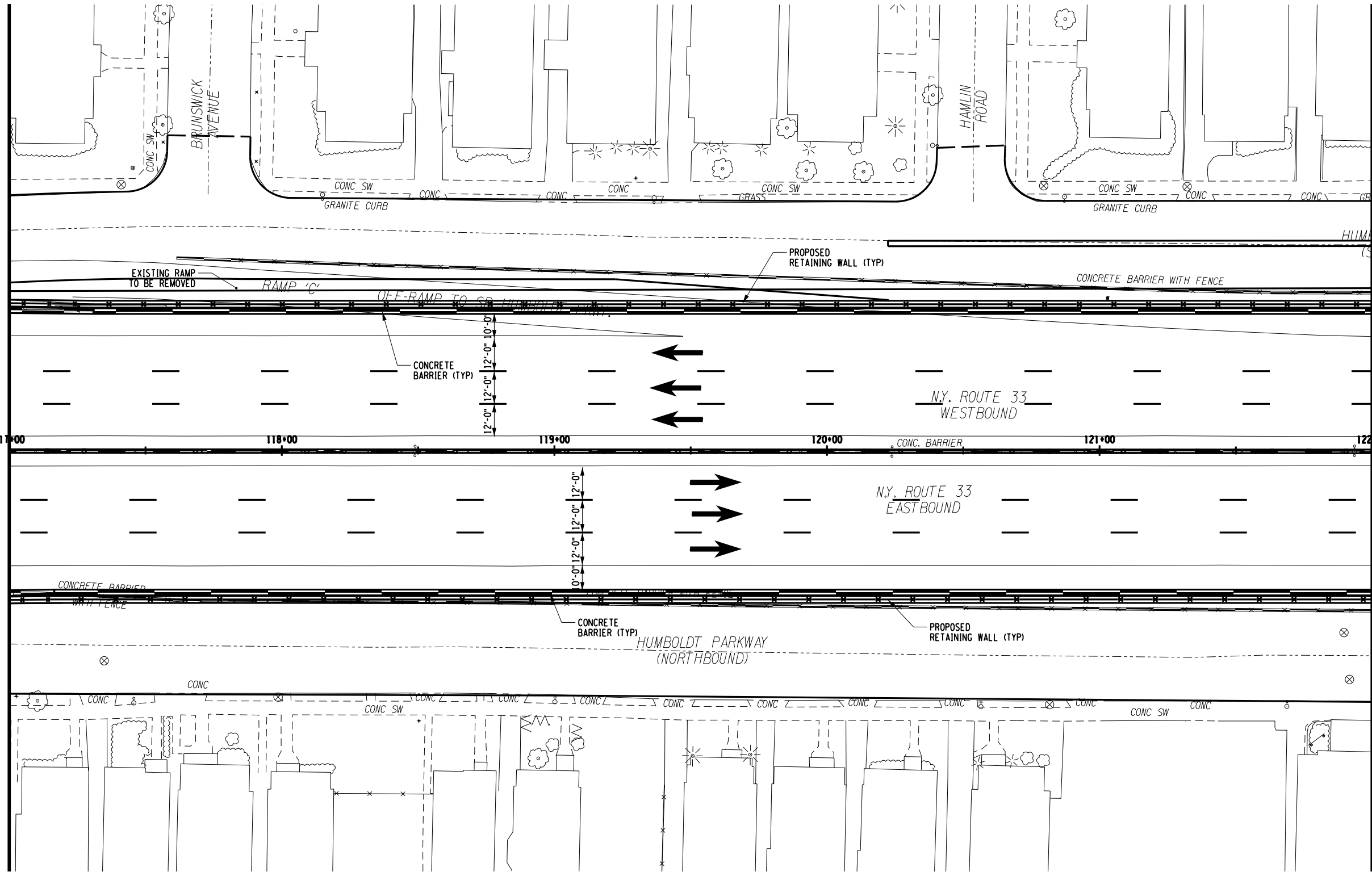
C&S COMPANIES
C&S Engineers, Inc.
150 State Street, Suite 120
Rochester, New York 14614
Phone: 585-325-6040
Fax: 585-467-7588
www.ccs.com

FILE NAME = **SYTIME**
 DATE/TIME = DGN\$SYTIME0123456
 USER = DGN\$USERNAME

DESIGN SUPERVISOR XX JOB MANAGER XX DESIGNED BY XX CHECKED BY XX ESTIMATED BY XX DRAFTED BY XX CHECKED BY XX

MATCHLINE CENTERLINE STA 117+00
 SEE DWG. NO. PL-D.13T

MATCHLINE CENTERLINE STA 122+00
 SEE DWG. NO. PL-D.15T



PREPARED BY: ON:	ALTERED BY: ON:

NO ALTERATION PERMITTED HEREON EXCEPT AS PROVIDED UNDER SECTION 7209 SUBDIVISION 2 OF THE NEW YORK EDUCATION LAW.

AS BUILT REVISIONS
 DESCRIPTION OF WORK:

 SIGNATURE

 DATE

NYS RTE 33 / KENSINGTON EXPRESSWAY CONCEPT STUDY
 NEW YORK STATE DEPARTMENT OF TRANSPORTATION
 CITY OF BUFFALO
 COUNTY: ERIE
 DOCUMENT NAME: 551252_CPH_PLAN14.DGN

PIN
 PS&E DATE

ALL DIMENSIONS IN FT UNLESS OTHERWISE NOTED

ROADWAY PLANS
 ALTERNATIVE - D (TOP)
 CENTERLINE STA 117+00 TO 122+00

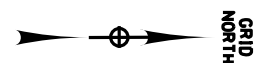
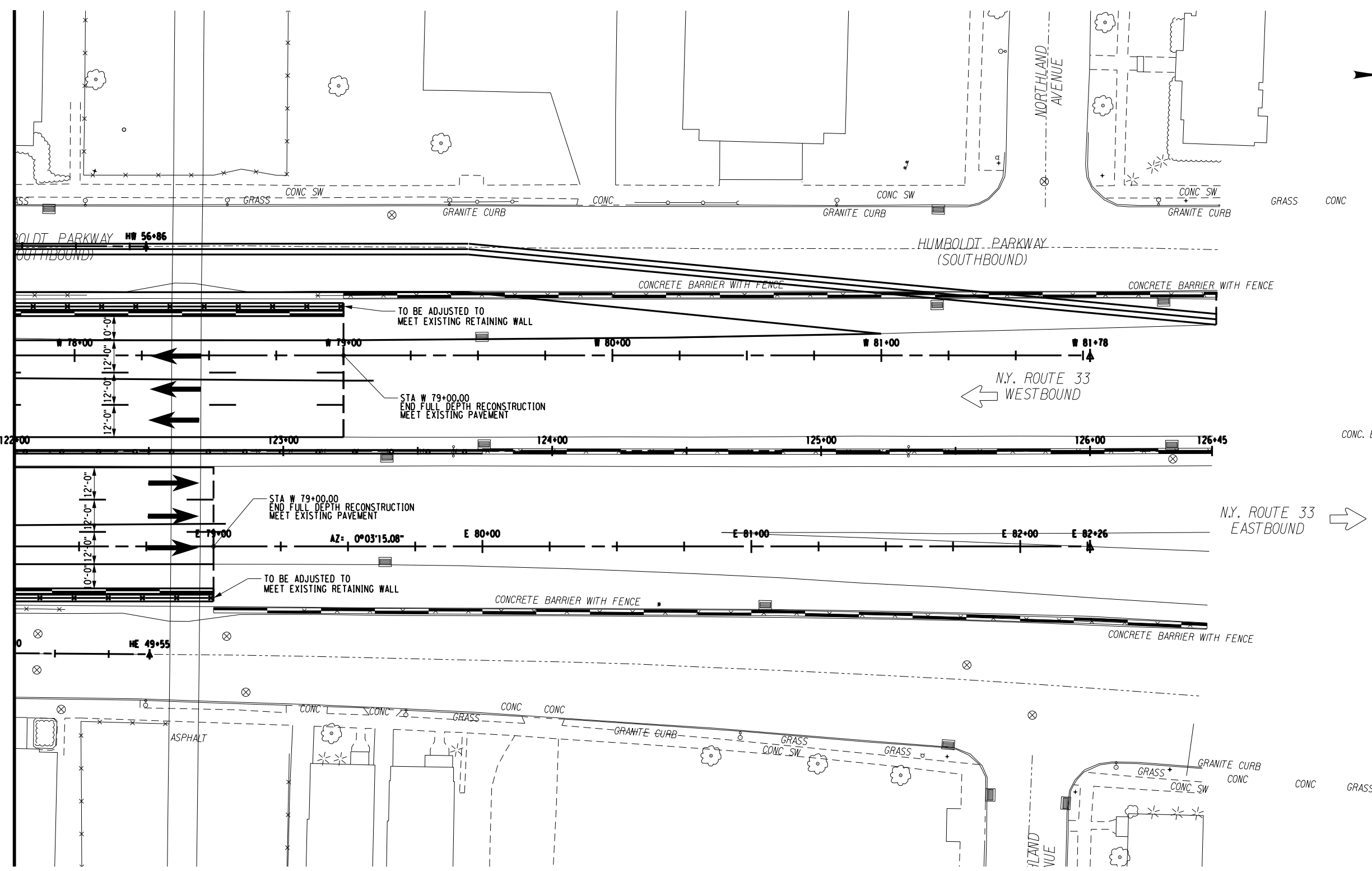
C&S COMPANIES
 C&S Engineers, Inc.
 150 State Street, Suite 120
 Rochester, New York 14614
 Phone: 585-325-6040
 Fax: 585-467-7588
 www.ccs.com

DRAWING NO. **PL-D.14T**
 SHEET NO.

FILE NAME = **SYTIME**
 DATE/TIME = DGN&SYTIME0123456
 USER = DGN&USERNAME

DESIGN SUPERVISOR XX JOB MANAGER XX DESIGNED BY XX CHECKED BY XX ESTIMATED BY XX DRAFTED BY XX CHECKED BY XX

MATCHLINE CENTERLINE STA 122+00
 SEE DWG. NO. PL-D.141



PREPARED BY: ON:	ALTERED BY: ON:

NO ALTERATION PERMITTED HEREON EXCEPT AS PROVIDED UNDER SECTION 7209 SUBDIVISION 2 OF THE NEW YORK EDUCATION LAW.

AS BUILT REVISIONS
 DESCRIPTION OF WORK:

SIGNATURE _____ DATE _____

NYS RTE 33 / KENSINGTON EXPRESSWAY CONCEPT STUDY	PIN
NEW YORK STATE DEPARTMENT OF TRANSPORTATION	PS&E DATE
CITY OF BUFFALO	
COUNTY: ERIE	
DOCUMENT NAME: 551252_CPH_PLAN15.DGN	

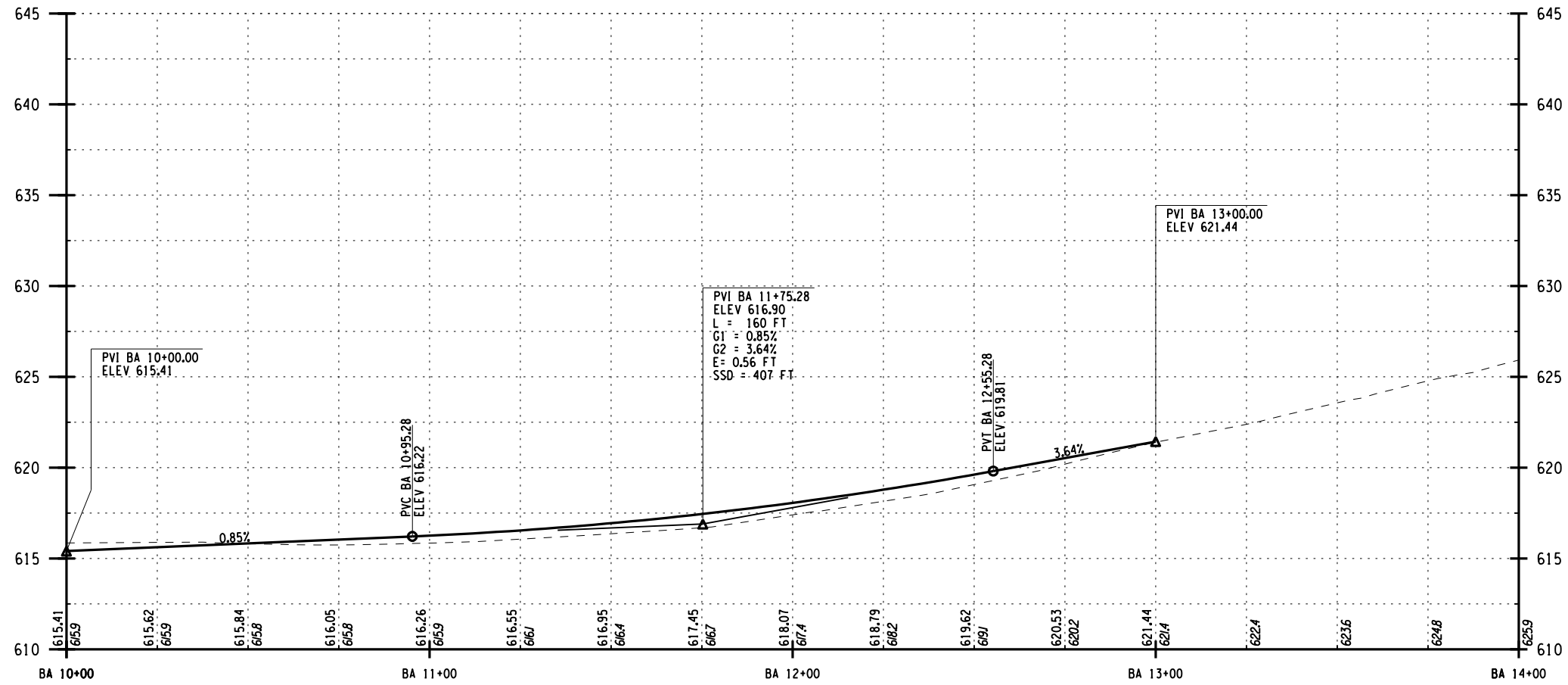
ALL DIMENSIONS IN FT UNLESS OTHERWISE NOTED

ROADWAY PLANS
 ALTERNATIVE - D (TOP)
 CENTERLINE STA 122+00 TO 126+45

	<small>C&S Engineers, Inc. 150 State Street, Suite 120 Rochester, New York 14614 Phone: 585-325-6040 Fax: 585-467-7588 www.ccs.com</small>
	DRAWING NO. PL-D.15T SHEET NO.

FILE NAME = **SYTIME**
 DATE/TIME = DGN**SYTIME0123456
 USER = DGN**USERNAME

DESIGN SUPERVISOR XX JOB MANAGER XX DESIGNED BY XX CHECKED BY XX ESTIMATED BY XX DRAFTED BY XX CHECKED BY XX



PREPARED BY: ON:	ALTERED BY: ON:
NO ALTERATION PERMITTED HEREON EXCEPT AS PROVIDED UNDER SECTION 7209 SUBDIVISION 2 OF THE NEW YORK EDUCATION LAW.	
AS BUILT REVISIONS DESCRIPTION OF WORK:	SIGNATURE _____ DATE _____

NYS RTE 33 / KENSINGTON EXPRESSWAY CONCEPT STUDY	PIN
NEW YORK STATE DEPARTMENT OF TRANSPORTATION	PS&E DATE
CITY OF BUFFALO	
COUNTY: ERIE	
DOCUMENT NAME: 551252.CPH_PROFILE_BA01.DGN	

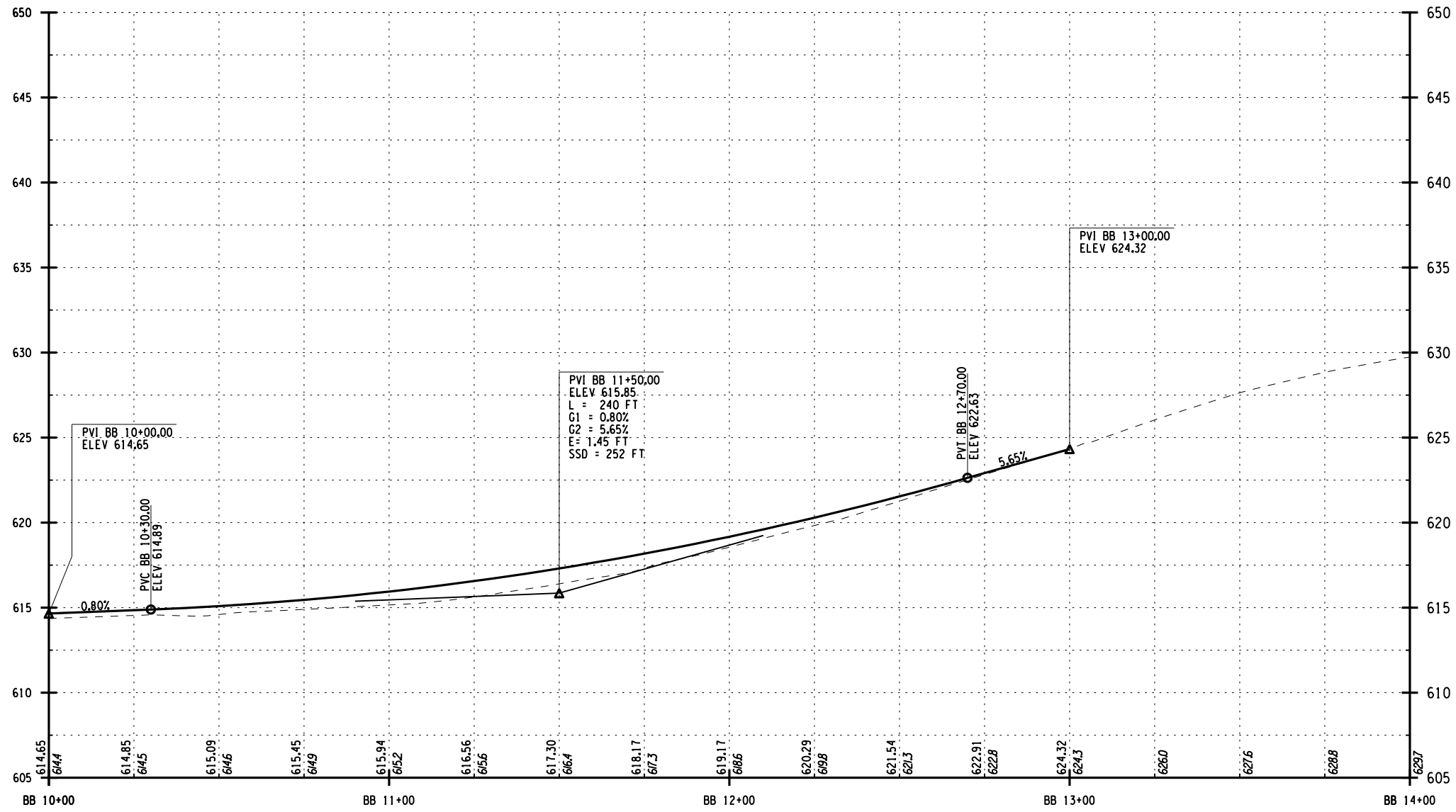
ALL DIMENSIONS IN FT UNLESS OTHERWISE NOTED	
PROFILE - BEST STREET EB OFF RAMP STA BA 10+00 TO STA BA 14+00	

DRAWING NO. PRO-BA1
SHEET NO.

C&S ENGINEERS, INC.
 150 STATE STREET, SUITE 120
 ROCHESTER, NEW YORK 14614
 PHONE: 585-325-8040
 FAX: 585-497-7588
 WWW.CCS.COM

FILE NAME = **SYTIME**
 DATE/TIME = DGN**SYTIME0123456
 USER = DGN**USERNAME

DESIGN SUPERVISOR XX JOB MANAGER XX DESIGNED BY XX CHECKED BY XX ESTIMATED BY XX DRAFTED BY XX CHECKED BY XX



PREPARED BY: ON:	ALTERED BY: ON:
NO ALTERATION PERMITTED HEREON EXCEPT AS PROVIDED UNDER SECTION 7209 SUBDIVISION 2 OF THE NEW YORK EDUCATION LAW.	
AS BUILT REVISIONS DESCRIPTION OF WORK:	SIGNATURE _____ DATE _____

NYS RTE 33 / KENSINGTON EXPRESSWAY CONCEPT STUDY	PIN
NEW YORK STATE DEPARTMENT OF TRANSPORTATION	PS&E DATE
CITY OF BUFFALO	
COUNTY: ERIE	
DOCUMENT NAME: 551252_CPH_PROFILE_BB01.DGN	

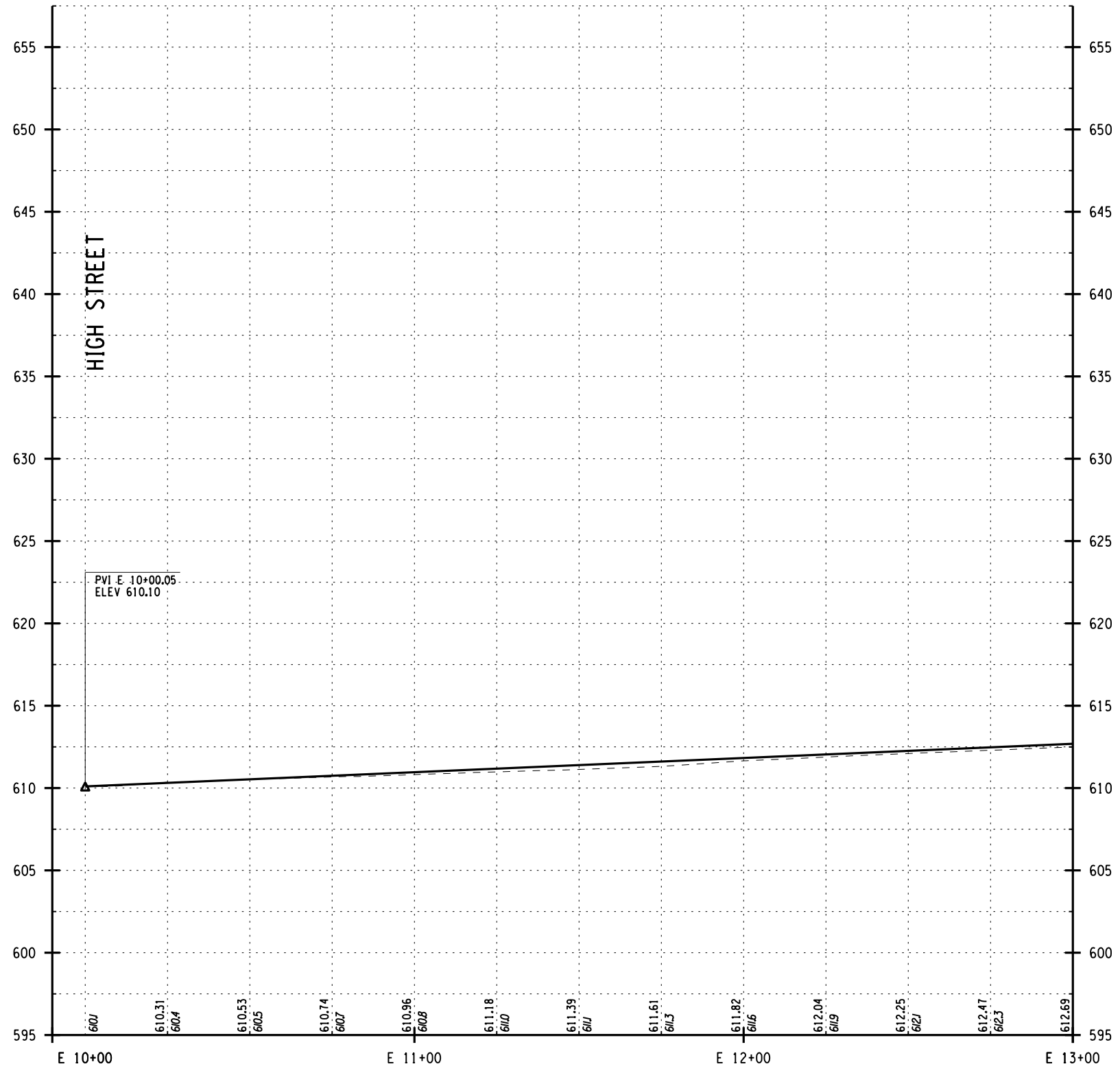
ALL DIMENSIONS IN FT UNLESS OTHERWISE NOTED	
PROFILE - BEST STREET WB ON RAMP STA BB 10+00 TO STA BB 14+00	

DRAWING NO. PRO-BB1
SHEET NO.

C&S
COMPANIES
C&S Engineers, Inc.
150 State Street, Suite 120
Rochester, New York 14614
Phone: 585-325-8040
Fax: 585-497-7588
www.ccs.com

FILE NAME = **SYTIME**
 DATE/TIME = DGN\$SYTIME0123456
 USER = DGN\$USERNAME

DESIGN SUPERVISOR XX JOB MANAGER XX CHECKED BY XX DRAFTED BY XX ESTIMATED BY XX CHECKED BY XX



PREPARED BY: ON:	ALTERED BY: ON:

NO ALTERATION PERMITTED HEREON EXCEPT AS PROVIDED UNDER SECTION 7209 SUBDIVISION 2 OF THE NEW YORK EDUCATION LAW.

AS BUILT REVISIONS DESCRIPTION OF WORK:	SIGNATURE _____	DATE _____
--	-----------------	------------

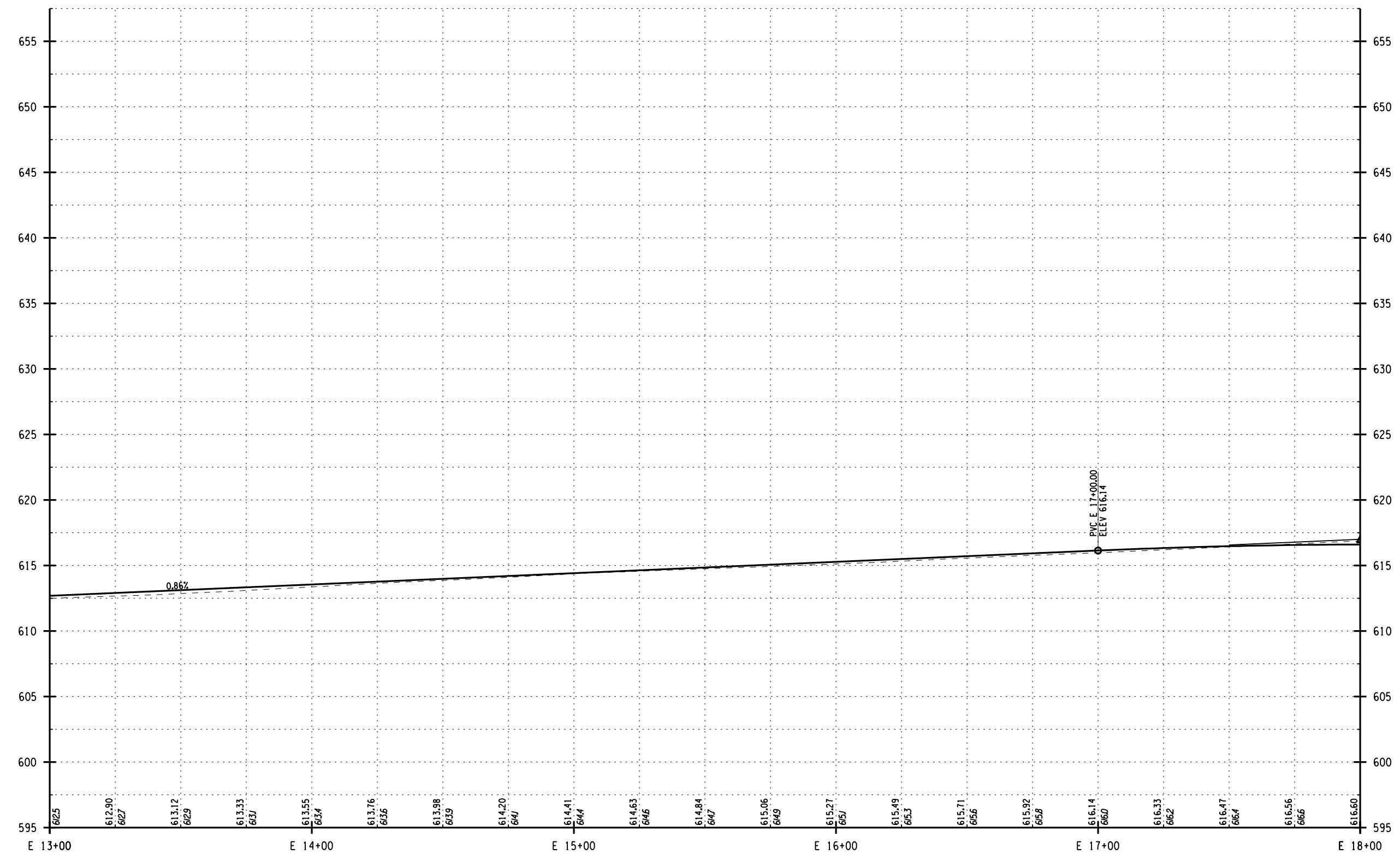
NYS RTE 33 / KENSINGTON EXPRESSWAY CONCEPT STUDY	PIN
NEW YORK STATE DEPARTMENT OF TRANSPORTATION	PS&E DATE
CITY OF BUFFALO	
COUNTY: ERIE	
DOCUMENT NAME: 551252_CPH_PROFILE.E01.DGN	

ALL DIMENSIONS IN FT UNLESS OTHERWISE NOTED
PROFILE - EASTBOUND STA E 10+00 TO STA E 13+00

C&S COMPANIES	C&S Engineers, Inc. 150 State Street, Suite 120 Rochester, New York 14614 Phone: 585-325-8040 Fax: 585-497-7588 www.ccs.com
DRAWING NO. PRO-E1	SHEET NO.

FILE NAME = **SYTIME**
 DATE/TIME = DGN\$SYTIME0123456
 USER = DGN\$USERNAME

DESIGN SUPERVISOR XX JOB MANAGER XX DESIGNED BY XX CHECKED BY XX ESTIMATED BY XX DRAFTED BY XX CHECKED BY XX



PREPARED BY: ON:	ALTERED BY: ON:
NO ALTERATION PERMITTED HEREON EXCEPT AS PROVIDED UNDER SECTION 7209 SUBDIVISION 2 OF THE NEW YORK EDUCATION LAW.	
AS BUILT REVISIONS DESCRIPTION OF WORK:	
SIGNATURE _____	DATE _____

NYS RTE 33 / KENSINGTON EXPRESSWAY CONCEPT STUDY	PIN
NEW YORK STATE DEPARTMENT OF TRANSPORTATION	PS&E DATE
CITY OF BUFFALO	
COUNTY: ERIE	
DOCUMENT NAME: 551252_CPH_PROFILE.E02.DGN	

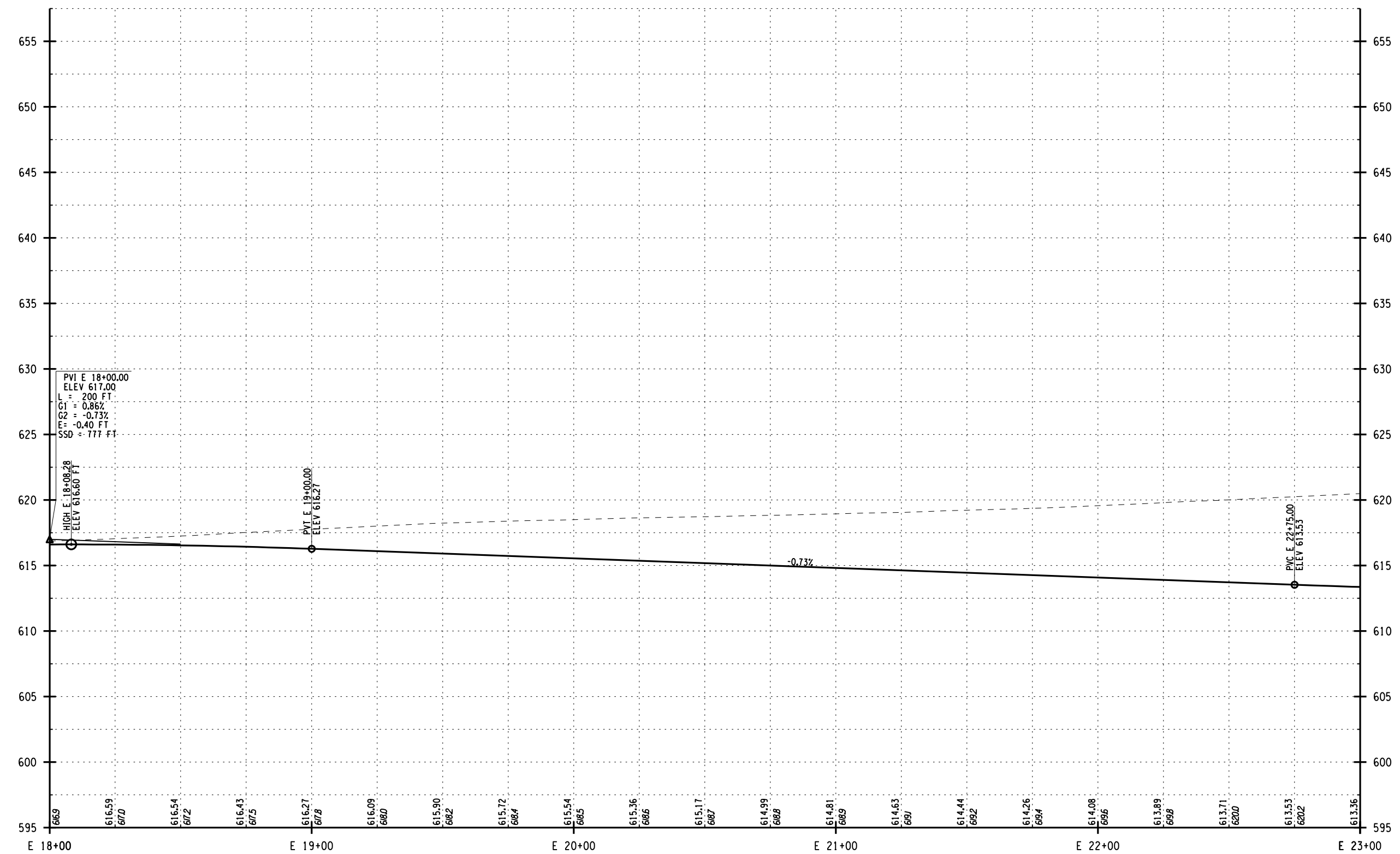
ALL DIMENSIONS IN FT UNLESS OTHERWISE NOTED PROFILE - EASTBOUND STA E 13+00 TO STA E 18+00	
--	--

DRAWING NO.	PRO-E2
SHEET NO.	

C&S Engineers, Inc.
 150 State Street, Suite 120
 Rochester, New York 14614
 Phone: 585-325-8040
 Fax: 585-497-7588
 www.ccs.com

FILE NAME = **SYTIME**
 DATE/TIME = DGN\$SYTIME0123456
 USER = DGN\$USERNAME

DESIGN SUPERVISOR XX JOB MANAGER XX DESIGNED BY XX CHECKED BY XX ESTIMATED BY XX DRAFTED BY XX CHECKED BY XX



PREPARED BY: ON:	ALTERED BY: ON:
NO ALTERATION PERMITTED HEREON EXCEPT AS PROVIDED UNDER SECTION 7209 SUBDIVISION 2 OF THE NEW YORK EDUCATION LAW.	
AS BUILT REVISIONS DESCRIPTION OF WORK:	SIGNATURE _____
	DATE _____

NYS RTE 33 / KENSINGTON EXPRESSWAY CONCEPT STUDY	PIN
NEW YORK STATE DEPARTMENT OF TRANSPORTATION	PS&E DATE
CITY OF BUFFALO	
COUNTY: ERIE	
DOCUMENT NAME: 551252_CPH_PROFILE.E03.DGN	

ALL DIMENSIONS IN FT UNLESS OTHERWISE NOTED	
PROFILE - EASTBOUND STA E 18+00 TO STA E 23+00	

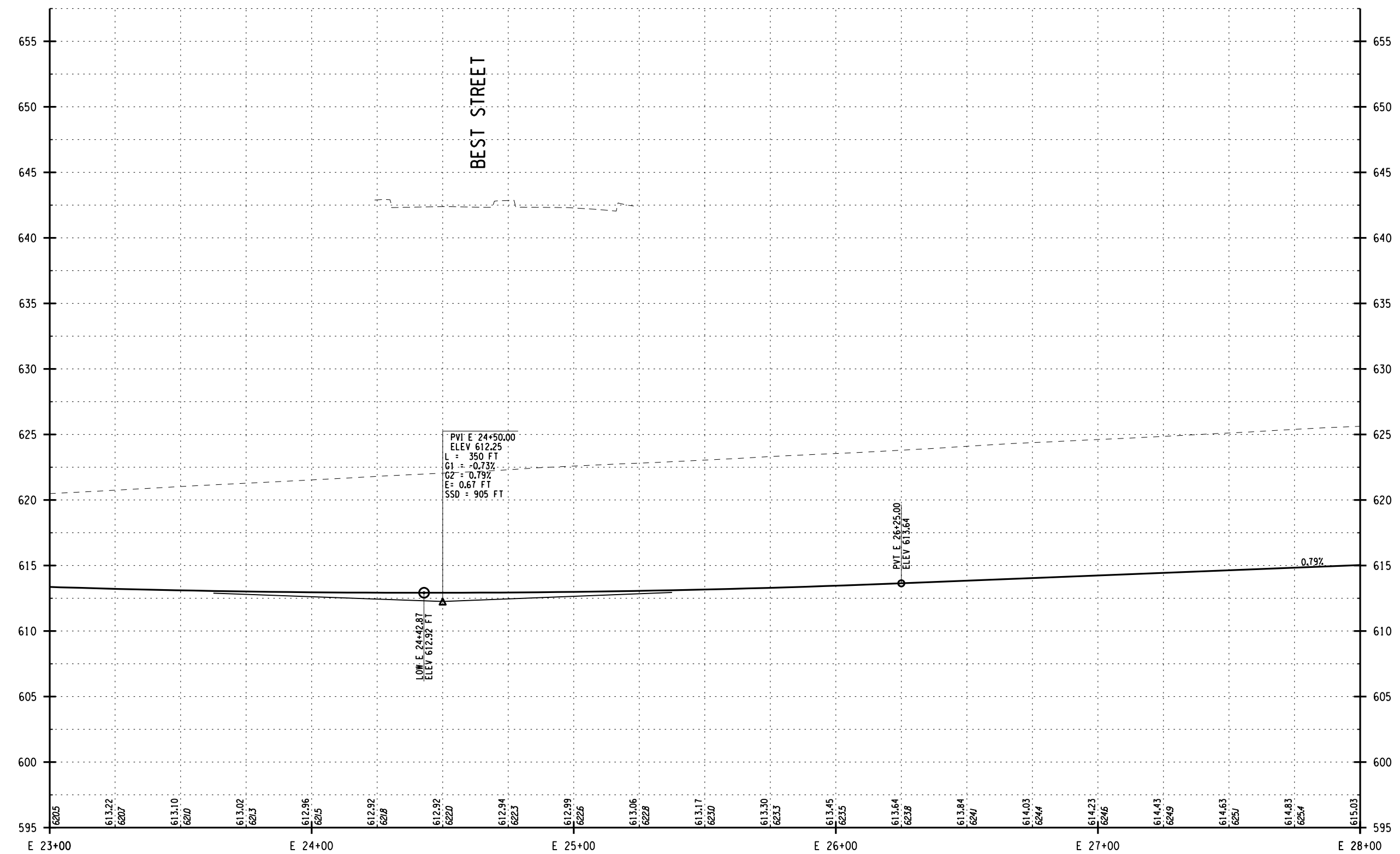
NEW YORK STATE DEPARTMENT OF TRANSPORTATION REGION 5	
DRAWING NO. PRO-E3	
SHEET NO.	



C&S Engineers, Inc.
 150 State Street, Suite 120
 Rochester, New York 14614
 Phone: 585-325-8040
 Fax: 585-497-7588
 www.ccs.com

FILE NAME = **SYTIME**
 DATE/TIME = DGN**SYTIME0123456
 USER = DGN**USERNAME

DESIGN SUPERVISOR XX JOB MANAGER XX DESIGNED BY XX CHECKED BY XX ESTIMATED BY XX DRAFTED BY XX CHECKED BY XX



PREPARED BY: ON:	ALTERED BY: ON:
NO ALTERATION PERMITTED HEREON EXCEPT AS PROVIDED UNDER SECTION 7209 SUBDIVISION 2 OF THE NEW YORK EDUCATION LAW.	
SIGNATURE _____	DATE _____

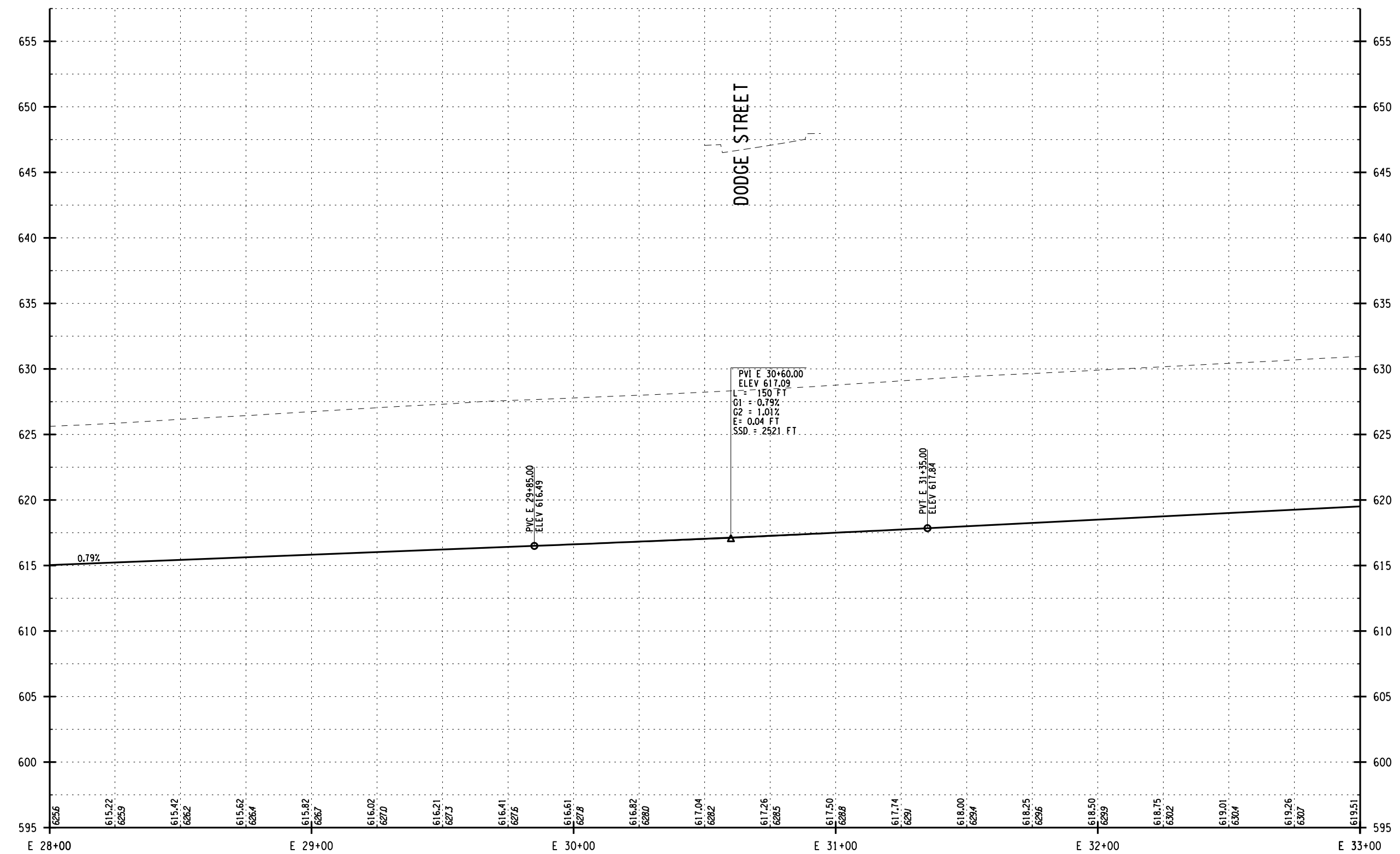
AS BUILT REVISIONS DESCRIPTION OF WORK:	NYS RTE 33 / KENSINGTON EXPRESSWAY CONCEPT STUDY	PIN
	NEW YORK STATE DEPARTMENT OF TRANSPORTATION	PS&E DATE
	CITY OF BUFFALO	
	COUNTY: ERIE	
	DOCUMENT NAME: 551252_CPH_PROFILE.E04.DGN	

ALL DIMENSIONS IN FT UNLESS OTHERWISE NOTED	
PROFILE - EASTBOUND STA E 23+00 TO STA E 28+00	

	C&S Engineers, Inc. 150 State Street, Suite 120 Rochester, New York 14614 Phone: 585-325-8040 Fax: 585-497-7588 www.ccs.com	
	DRAWING NO.	PRO-E4
SHEET NO.		

FILE NAME = **SYTIME**
 DATE/TIME = DGN**SYTIME0123456
 USER = DGN**USERNAME

DESIGN SUPERVISOR XX JOB MANAGER XX DESIGNED BY XX CHECKED BY XX ESTIMATED BY XX DRAFTED BY XX CHECKED BY XX



PREPARED BY: ON:	ALTERED BY: ON:
NO ALTERATION PERMITTED HEREON EXCEPT AS PROVIDED UNDER SECTION 7209 SUBDIVISION 2 OF THE NEW YORK EDUCATION LAW.	
AS BUILT REVISIONS DESCRIPTION OF WORK:	
SIGNATURE _____	DATE _____

NYS RTE 33 / KENSINGTON EXPRESSWAY CONCEPT STUDY	PIN
NEW YORK STATE DEPARTMENT OF TRANSPORTATION	PS&E DATE
CITY OF BUFFALO	
COUNTY: ERIE	
DOCUMENT NAME: 551252_CPH_PROFILE.E05.DGN	

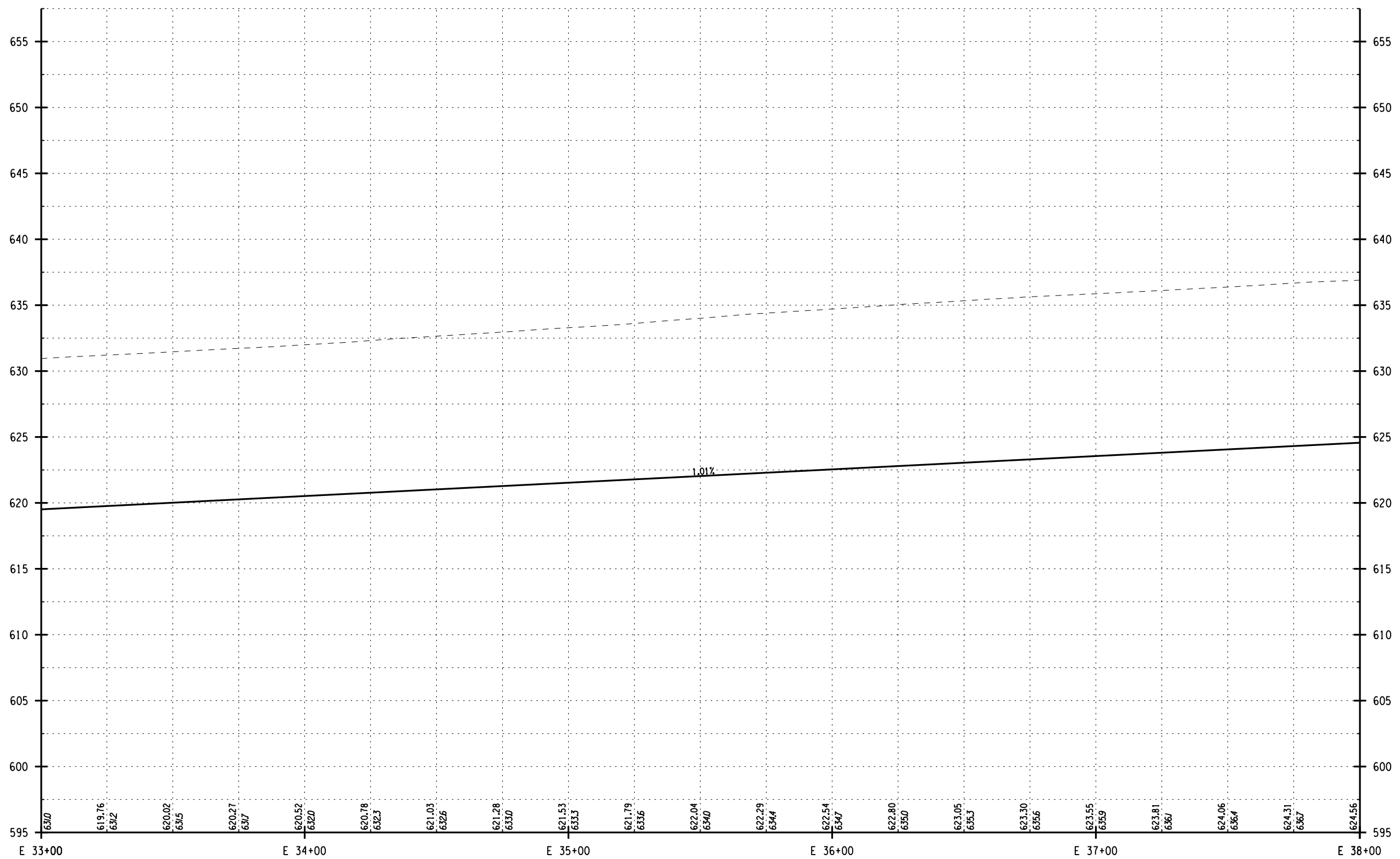
ALL DIMENSIONS IN FT UNLESS OTHERWISE NOTED	
PROFILE - EASTBOUND STA E 28+00 TO STA E 33+00	

NEW YORK STATE DEPARTMENT OF TRANSPORTATION REGION 5	
C&S COMPANIES	
DRAWING NO.	PRO-E5
SHEET NO.	

C&S Engineers, Inc.
 150 State Street, Suite 120
 Rochester, New York 14614
 Phone: 585-325-8040
 Fax: 585-497-7588
 www.ccs.com

FILE NAME = **SYTIME**
 DATE/TIME = DGN\$SYTIME0123456
 USER = DGN\$USERNAME

DESIGN SUPERVISOR XX JOB MANAGER XX DESIGNED BY XX CHECKED BY XX ESTIMATED BY XX DRAFTED BY XX CHECKED BY XX



PREPARED BY: ON:	ALTERED BY: ON:
NO ALTERATION PERMITTED HEREON EXCEPT AS PROVIDED UNDER SECTION 7209 SUBDIVISION 2 OF THE NEW YORK EDUCATION LAW.	
AS BUILT REVISIONS DESCRIPTION OF WORK:	
SIGNATURE _____	DATE _____

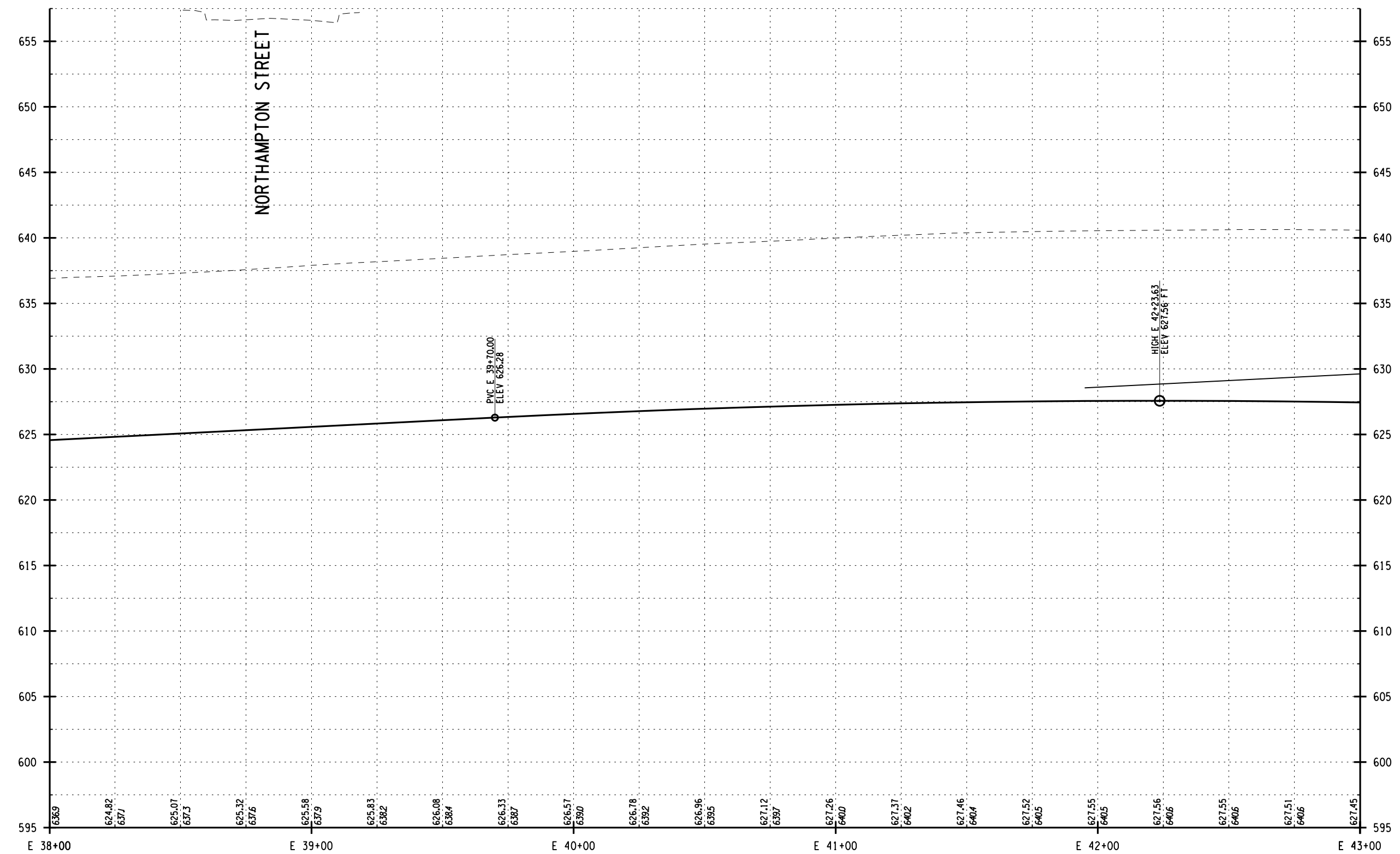
NYS RTE 33 / KENSINGTON EXPRESSWAY CONCEPT STUDY	PIN
NEW YORK STATE DEPARTMENT OF TRANSPORTATION	PS&E DATE
CITY OF BUFFALO	
COUNTY: ERIE	
DOCUMENT NAME: 551252_CPH_PROFILE.E06.DGN	

ALL DIMENSIONS IN FT UNLESS OTHERWISE NOTED PROFILE - EASTBOUND STA E 33+00 TO STA E 38+00	
--	--

C&S COMPANIES C&S Engineers, Inc. 150 State Street, Suite 120 Rochester, New York 14614 Phone: 585-325-8040 Fax: 585-497-7588 www.ccs.com	
DRAWING NO.	PRO-E6
SHEET NO.	
NEW YORK STATE DEPARTMENT OF TRANSPORTATION REGION 5	

FILE NAME = **SYTIME**
 DATE/TIME = DGN\$SYTIME0123456
 USER = DGN\$USERNAME

DESIGN SUPERVISOR XX JOB MANAGER XX DESIGNED BY XX CHECKED BY XX ESTIMATED BY XX DRAFTED BY XX CHECKED BY XX



PREPARED BY: ON:	ALTERED BY: ON:
NO ALTERATION PERMITTED HEREON EXCEPT AS PROVIDED UNDER SECTION 7209 SUBDIVISION 2 OF THE NEW YORK EDUCATION LAW.	
AS BUILT REVISIONS DESCRIPTION OF WORK:	
SIGNATURE _____	DATE _____

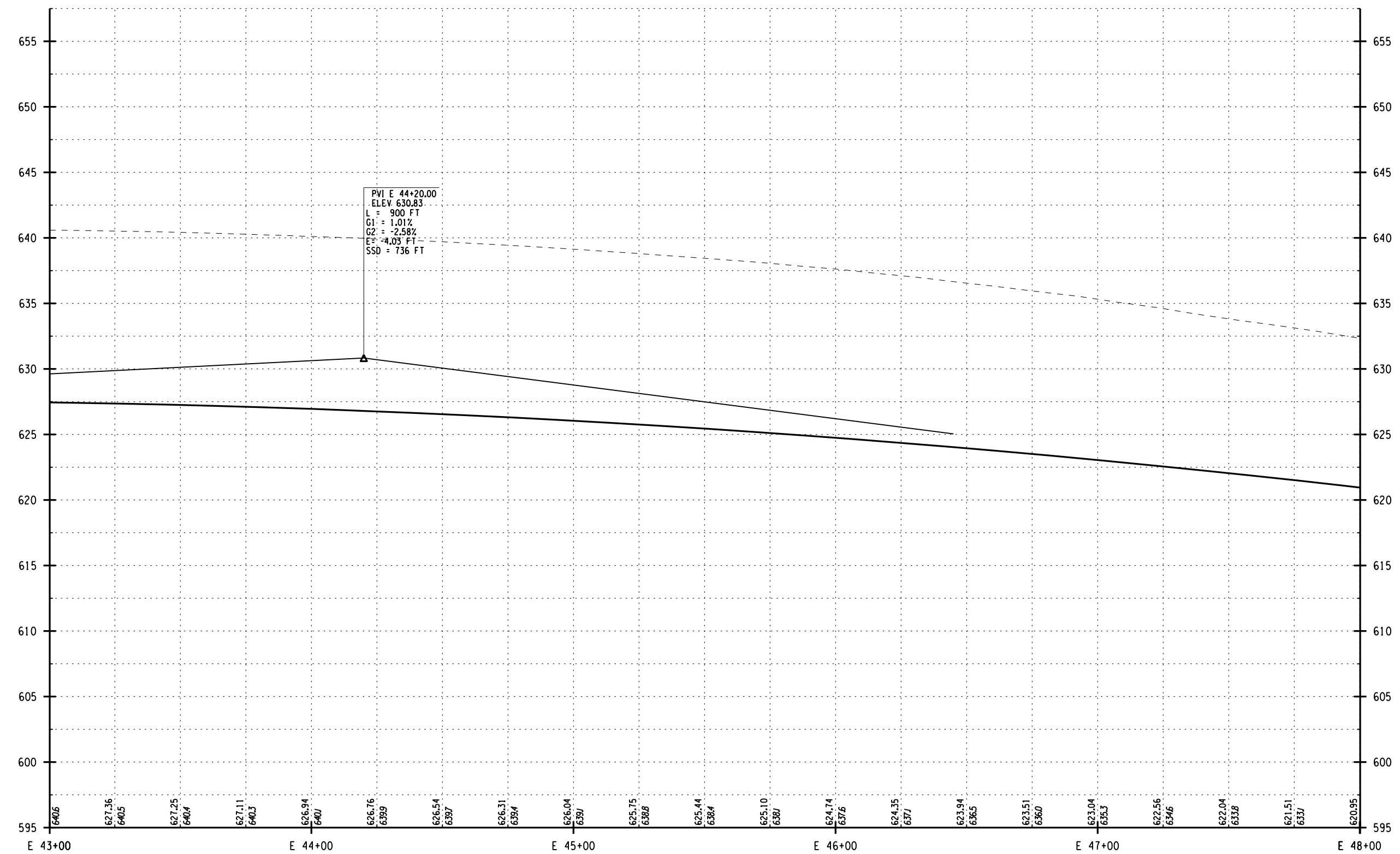
NYS RTE 33 / KENSINGTON EXPRESSWAY CONCEPT STUDY	PIN
NEW YORK STATE DEPARTMENT OF TRANSPORTATION	PS&E DATE
CITY OF BUFFALO	
COUNTY: ERIE	
DOCUMENT NAME: 551252_CPH_PROFILE.E07.DGN	

ALL DIMENSIONS IN FT UNLESS OTHERWISE NOTED	
PROFILE - EASTBOUND STA E 38+00 TO STA E 43+00	

C&S COMPANIES C&S Engineers, Inc. 150 State Street, Suite 120 Rochester, New York 14614 Phone: 585-325-8040 Fax: 585-497-7588 www.ccs.com	
DRAWING NO.	PRO-E7
SHEET NO.	
NEW YORK STATE DEPARTMENT OF TRANSPORTATION REGION 5	

FILE NAME = **SYTIME**
 DATE/TIME = DGN\$SYTIME0123456
 USER = DGN\$USERNAME

DESIGN SUPERVISOR XX JOB MANAGER XX DESIGNED BY XX CHECKED BY XX ESTIMATED BY XX DRAFTED BY XX CHECKED BY XX



PREPARED BY: ON:	ALTERED BY: ON:
NO ALTERATION PERMITTED HEREON EXCEPT AS PROVIDED UNDER SECTION 7209 SUBDIVISION 2 OF THE NEW YORK EDUCATION LAW.	
AS BUILT REVISIONS DESCRIPTION OF WORK:	SIGNATURE _____
	DATE _____

NYS RTE 33 / KENSINGTON EXPRESSWAY CONCEPT STUDY	PIN
NEW YORK STATE DEPARTMENT OF TRANSPORTATION	PS&E DATE
CITY OF BUFFALO	
COUNTY: ERIE	
DOCUMENT NAME: 551252_CPH_PROFILE.E08.DGN	

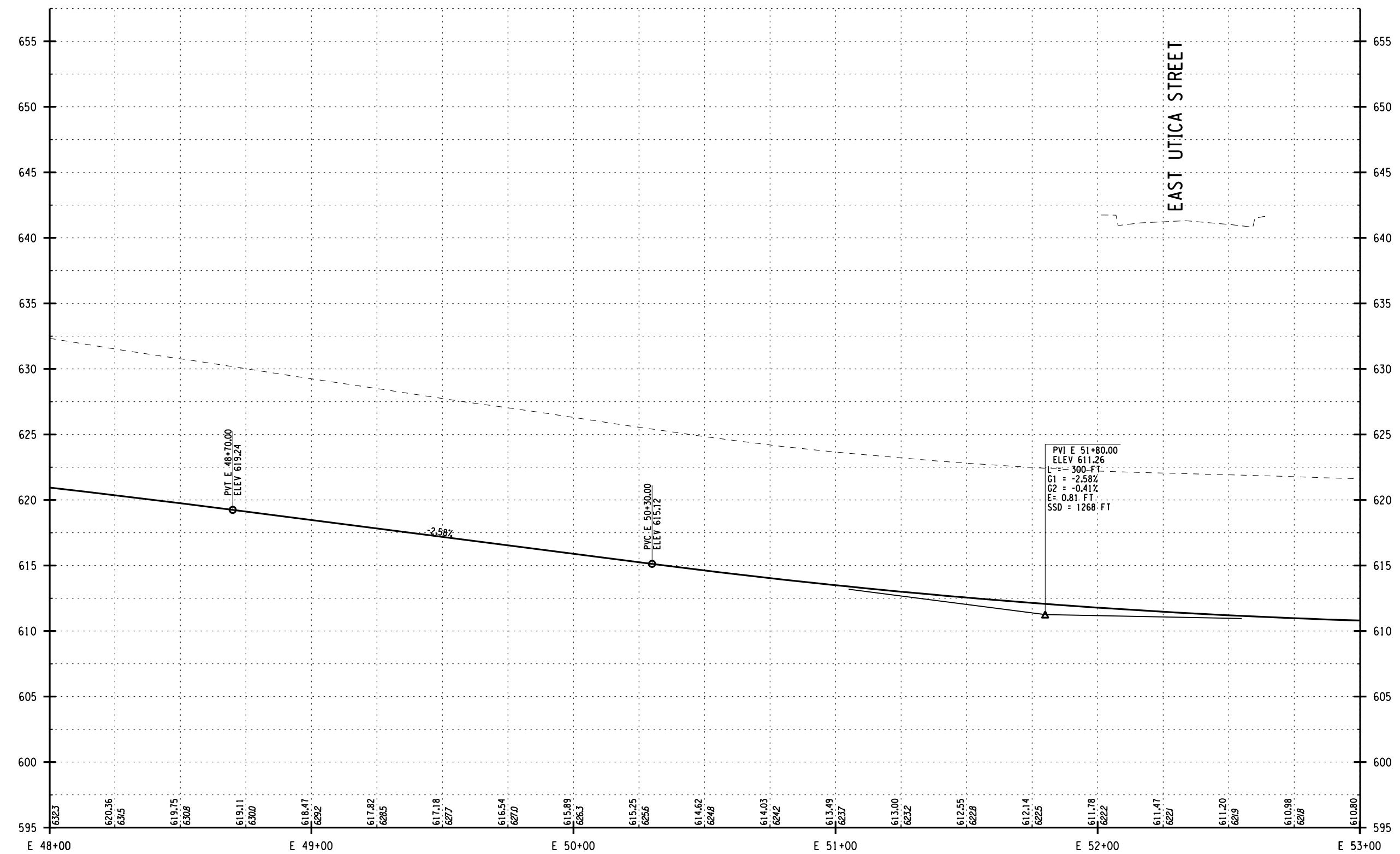
ALL DIMENSIONS IN FT UNLESS OTHERWISE NOTED	
PROFILE - EASTBOUND STA E 43+00 TO STA E 48+00	

DRAWING NO. PRO-E8
SHEET NO.

C&S COMPANIES
 C&S Engineers, Inc.
 150 State Street, Suite 120
 Rochester, New York 14614
 Phone: 585-325-8040
 Fax: 585-497-7588
 www.ccs.com

FILE NAME = **SYTIME**
 DATE/TIME = DGN\$SYTIME0123456
 USER = DGN\$USERNAME

DESIGN SUPERVISOR XX JOB MANAGER XX DESIGNED BY XX CHECKED BY XX ESTIMATED BY XX DRAFTED BY XX CHECKED BY XX



PREPARED BY: ON:	ALTERED BY: ON:
NO ALTERATION PERMITTED HEREON EXCEPT AS PROVIDED UNDER SECTION 7209 SUBDIVISION 2 OF THE NEW YORK EDUCATION LAW.	
AS BUILT REVISIONS DESCRIPTION OF WORK:	
SIGNATURE _____	DATE _____

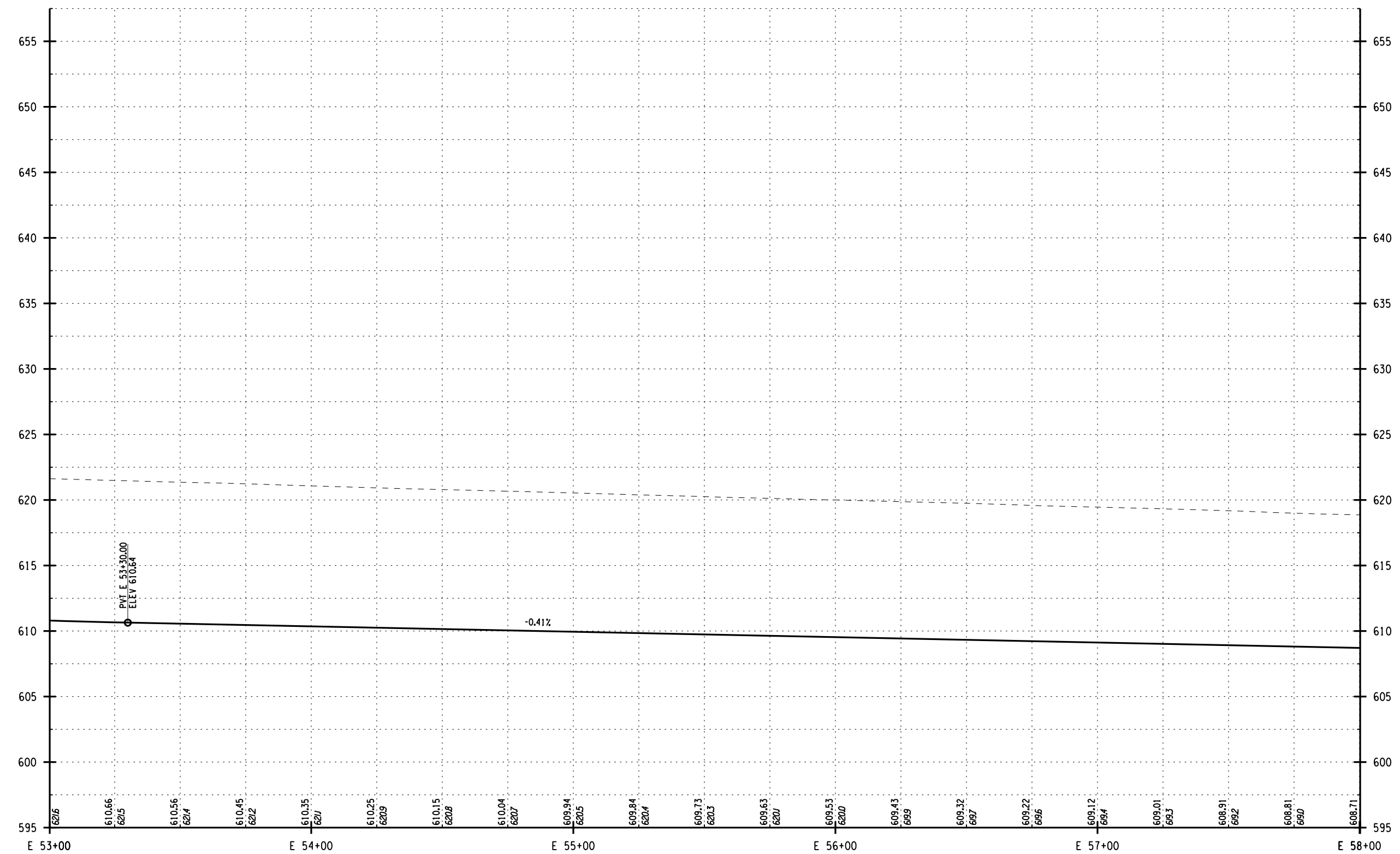
NYS RTE 33 / KENSINGTON EXPRESSWAY CONCEPT STUDY	PIN
NEW YORK STATE DEPARTMENT OF TRANSPORTATION	PS&E DATE
CITY OF BUFFALO	
COUNTY: ERIE	
DOCUMENT NAME: 551252_CPH_PROFILE_E09.DGN	

ALL DIMENSIONS IN FT UNLESS OTHERWISE NOTED	
PROFILE - EASTBOUND STA E 48+00 TO STA E 53+00	

NEW YORK STATE DEPARTMENT OF TRANSPORTATION REGION 5	
C&S COMPANIES	C&S Engineers, Inc. 150 State Street, Suite 120 Rochester, New York 14614 Phone: 585-325-8040 Fax: 585-497-7588 www.ccs.com
DRAWING NO.	PRO-E9
SHEET NO.	

FILE NAME = **SYTIME**
 DATE/TIME = DGN\$SYTIME0123456
 USER = DGN\$USERNAME

DESIGN SUPERVISOR XX JOB MANAGER XX DESIGNED BY XX CHECKED BY XX ESTIMATED BY XX DRAFTED BY XX CHECKED BY XX



PREPARED BY: ON:	ALTERED BY: ON:
NO ALTERATION PERMITTED HEREON EXCEPT AS PROVIDED UNDER SECTION 7209 SUBDIVISION 2 OF THE NEW YORK EDUCATION LAW.	
AS BUILT REVISIONS DESCRIPTION OF WORK:	
SIGNATURE _____	DATE _____

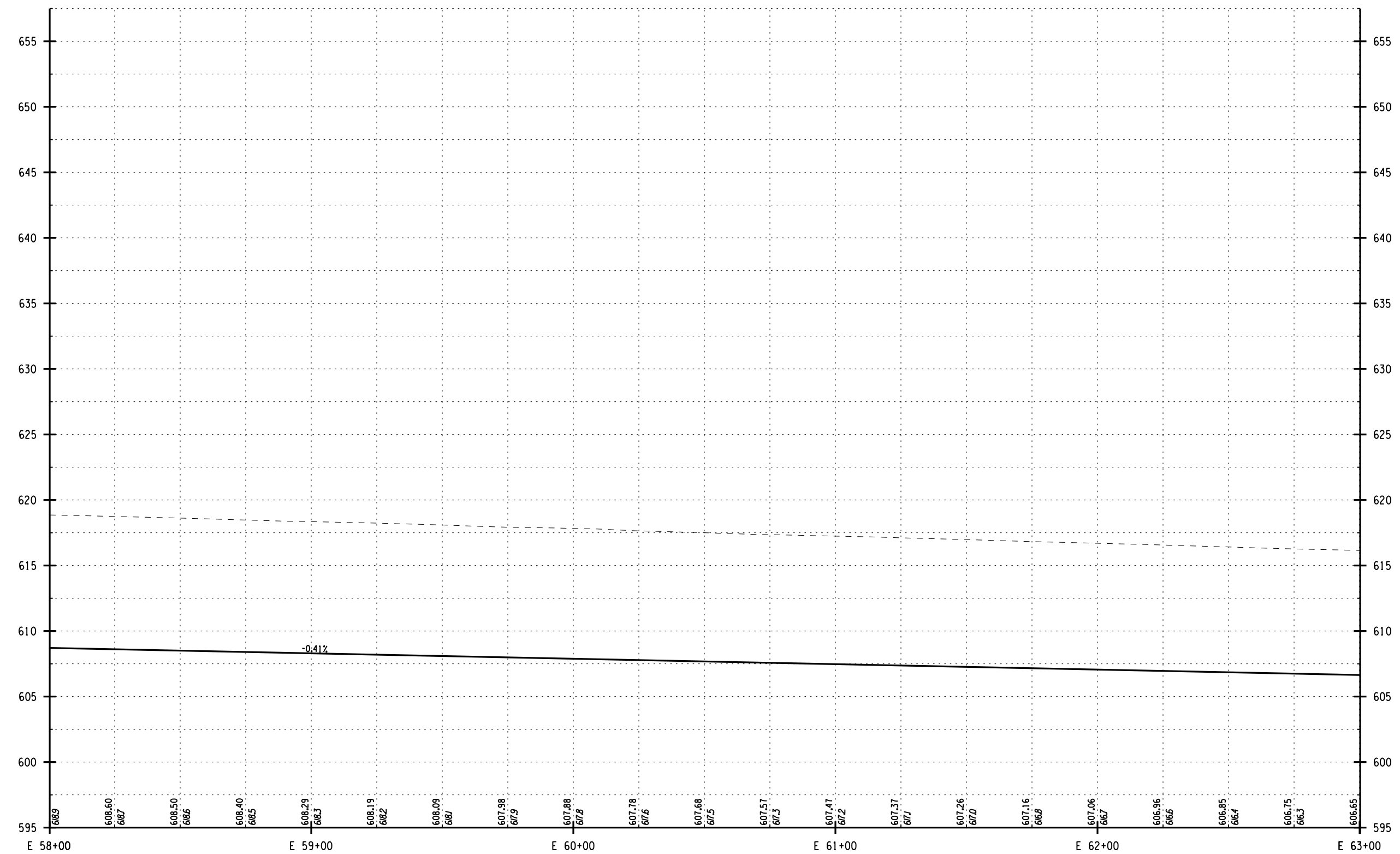
NYS RTE 33 / KENSINGTON EXPRESSWAY CONCEPT STUDY	PIN
NEW YORK STATE DEPARTMENT OF TRANSPORTATION	PS&E DATE
CITY OF BUFFALO	
COUNTY: ERIE	
DOCUMENT NAME: 551252_CPH_PROFILE.E10.DGN	

ALL DIMENSIONS IN FT UNLESS OTHERWISE NOTED	
PROFILE - EASTBOUND STA E 53+00 TO STA E 58+00	

C&S COMPANIES C&S Engineers, Inc. 150 State Street, Suite 120 Rochester, New York 14614 Phone: 585-325-8040 Fax: 585-497-7588 www.ccs.com	DRAWING NO. PRO-E10 SHEET NO.
NEW YORK STATE DEPARTMENT OF TRANSPORTATION REGION 5	

FILE NAME = **SYTIME**
 DATE/TIME = DGN\$SYTIME0123456
 USER = DGN\$USERNAME

DESIGN SUPERVISOR XX JOB MANAGER XX DESIGNED BY XX CHECKED BY XX ESTIMATED BY XX DRAFTED BY XX CHECKED BY XX



PREPARED BY: ON:	ALTERED BY: ON:
NO ALTERATION PERMITTED HEREON EXCEPT AS PROVIDED UNDER SECTION 7209 SUBDIVISION 2 OF THE NEW YORK EDUCATION LAW.	
AS BUILT REVISIONS DESCRIPTION OF WORK:	
SIGNATURE _____	DATE _____

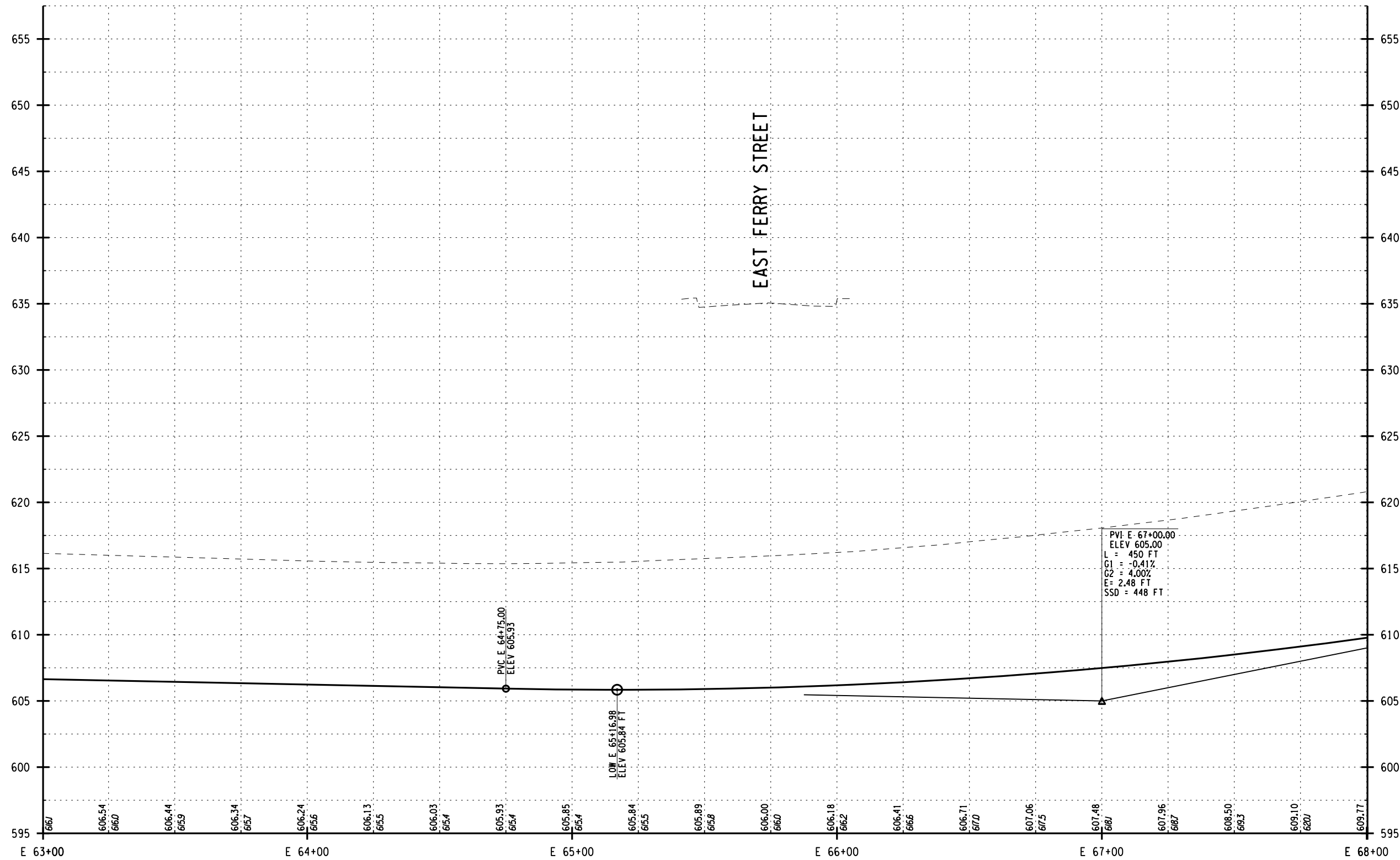
NYS RTE 33 / KENSINGTON EXPRESSWAY CONCEPT STUDY	PIN
NEW YORK STATE DEPARTMENT OF TRANSPORTATION	PS&E DATE
CITY OF BUFFALO	
COUNTY: ERIE	
DOCUMENT NAME: 551252_CPH_PROFILE.E11.DGN	

ALL DIMENSIONS IN FT UNLESS OTHERWISE NOTED PROFILE - EASTBOUND STA E 58+00 TO STA E 63+00

	C&S Engineers, Inc. 150 State Street, Suite 120 Rochester, New York 14614 Phone: 585-325-8040 Fax: 585-497-7588 www.ccs.com
DRAWING NO.	PRO-E11
SHEET NO.	

FILE NAME = **SYTIME**
 DATE/TIME = DGN**SYTIME0123456
 USER = DGN**USERNAME

DESIGN SUPERVISOR XX JOB MANAGER XX DESIGNED BY XX CHECKED BY XX ESTIMATED BY XX DRAFTED BY XX CHECKED BY XX



PREPARED BY: ON:	ALTERED BY: ON:
NO ALTERATION PERMITTED HEREON EXCEPT AS PROVIDED UNDER SECTION 7209 SUBDIVISION 2 OF THE NEW YORK EDUCATION LAW.	
AS BUILT REVISIONS DESCRIPTION OF WORK:	
SIGNATURE _____	DATE _____

NYS RTE 33 / KENSINGTON EXPRESSWAY CONCEPT STUDY	
NEW YORK STATE DEPARTMENT OF TRANSPORTATION	
CITY OF BUFFALO	
COUNTY: ERIE	PIN
DOCUMENT NAME: 551252_CPH_PROFILE.E12.DGN	PS&E DATE

ALL DIMENSIONS IN FT UNLESS OTHERWISE NOTED	
PROFILE - EASTBOUND STA E 63+00 TO STA E 68+00	

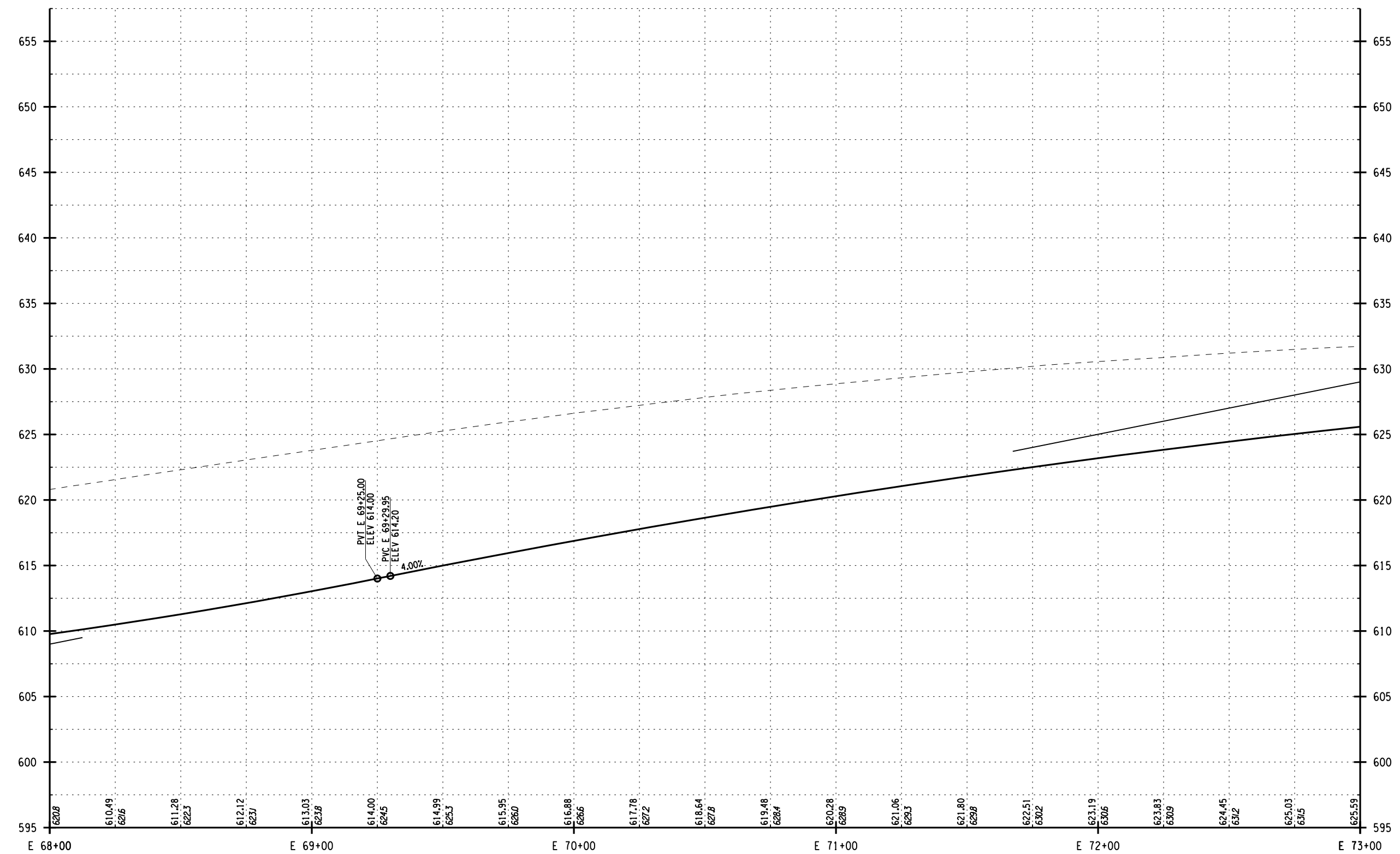
DRAWING NO. PRO-E12
SHEET NO.

NEW YORK STATE DEPARTMENT OF TRANSPORTATION REGION 5


 C&S Engineers, Inc.
 150 State Street, Suite 120
 Rochester, New York 14614
 Phone: 585-325-8040
 Fax: 585-497-7588
 www.ccs.com

FILE NAME = **SYTIME**
 DATE/TIME = DGN\$SYTIME0123456
 USER = DGN\$USERNAME

DESIGN SUPERVISOR XX JOB MANAGER XX DESIGNED BY XX CHECKED BY XX ESTIMATED BY XX DRAFTED BY XX CHECKED BY XX



PREPARED BY: ON:	ALTERED BY: ON:

NO ALTERATION PERMITTED HEREON EXCEPT AS PROVIDED UNDER SECTION 7209 SUBDIVISION 2 OF THE NEW YORK EDUCATION LAW.

AS BUILT REVISIONS
DESCRIPTION OF WORK:

SIGNATURE

DATE

NYS RTE 33 / KENSINGTON EXPRESSWAY CONCEPT STUDY
 NEW YORK STATE DEPARTMENT OF TRANSPORTATION
 CITY OF BUFFALO
 COUNTY: ERIE
 DOCUMENT NAME: 551252_CPH_PROFILE.E13.DGN

PIN
 PS&E DATE

ALL DIMENSIONS IN FT UNLESS OTHERWISE NOTED

PROFILE - EASTBOUND
STA E 68+00 TO STA E 73+00

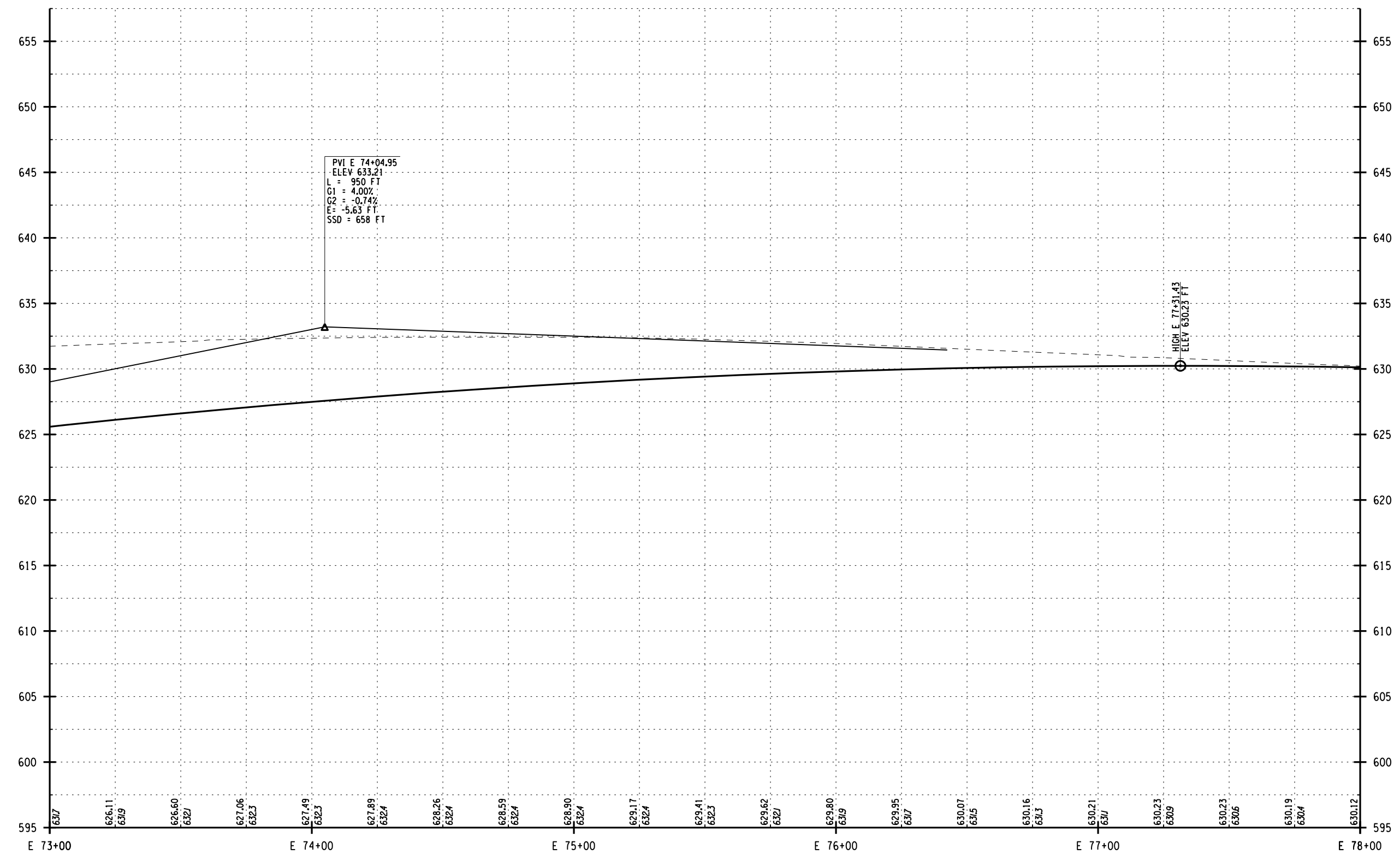
C&S
 COMPANIES

C&S Engineers, Inc.
 150 State Street, Suite 120
 Rochester, New York 14614
 Phone: 585-325-8040
 Fax: 585-497-7588
 www.ccs.com

DRAWING NO. **PRO-E13**
 SHEET NO.

FILE NAME = **SYTIME**
 DATE/TIME = DGN\$SYTIME0123456
 USER = DGN\$USERNAME

DESIGN SUPERVISOR XX JOB MANAGER XX DESIGNED BY XX CHECKED BY XX ESTIMATED BY XX DRAFTED BY XX CHECKED BY XX



PREPARED BY: ON:	ALTERED BY: ON:
NO ALTERATION PERMITTED HEREON EXCEPT AS PROVIDED UNDER SECTION 7209 SUBDIVISION 2 OF THE NEW YORK EDUCATION LAW.	
AS BUILT REVISIONS DESCRIPTION OF WORK:	
SIGNATURE _____	DATE _____

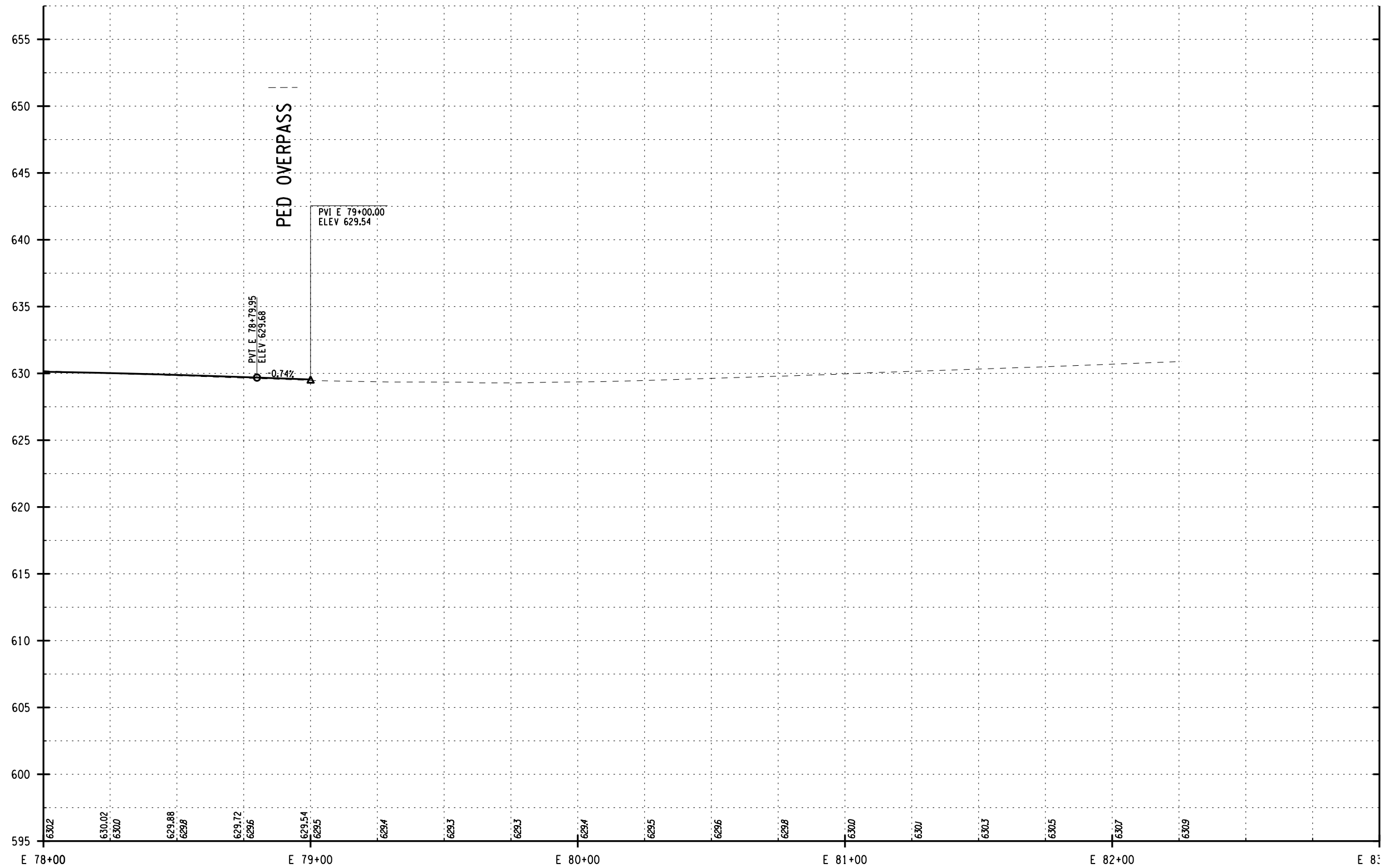
NYS RTE 33 / KENSINGTON EXPRESSWAY CONCEPT STUDY	PIN
NEW YORK STATE DEPARTMENT OF TRANSPORTATION	PS&E DATE
CITY OF BUFFALO	
COUNTY: ERIE	
DOCUMENT NAME: 551252_CPH_PROFILE.E14.DGN	

ALL DIMENSIONS IN FT UNLESS OTHERWISE NOTED	
PROFILE - EASTBOUND STA E 73+00 TO STA E 78+00	

C&S COMPANIES C&S Engineers, Inc. 150 State Street, Suite 120 Rochester, New York 14614 Phone: 585-325-8040 Fax: 585-497-7588 www.ccs.com	DRAWING NO. PRO-E14 SHEET NO.
NEW YORK STATE DEPARTMENT OF TRANSPORTATION REGION 5	

FILE NAME = **SYTIME**
 DATE/TIME = DGN\$SYTIME0123456
 USER = DGN\$USERNAME

DESIGN SUPERVISOR XX JOB MANAGER XX DESIGNED BY XX CHECKED BY XX ESTIMATED BY XX DRAFTED BY XX CHECKED BY XX



PREPARED BY: ON:	ALTERED BY: ON:
NO ALTERATION PERMITTED HEREON EXCEPT AS PROVIDED UNDER SECTION 7209 SUBDIVISION 2 OF THE NEW YORK EDUCATION LAW.	
AS BUILT REVISIONS DESCRIPTION OF WORK:	
SIGNATURE _____	DATE _____

NYS RTE 33 / KENSINGTON EXPRESSWAY CONCEPT STUDY	PIN
NEW YORK STATE DEPARTMENT OF TRANSPORTATION	PS&E DATE
CITY OF BUFFALO	
COUNTY: ERIE	
DOCUMENT NAME: 551252_CPH_PROFILE.E15.DGN	

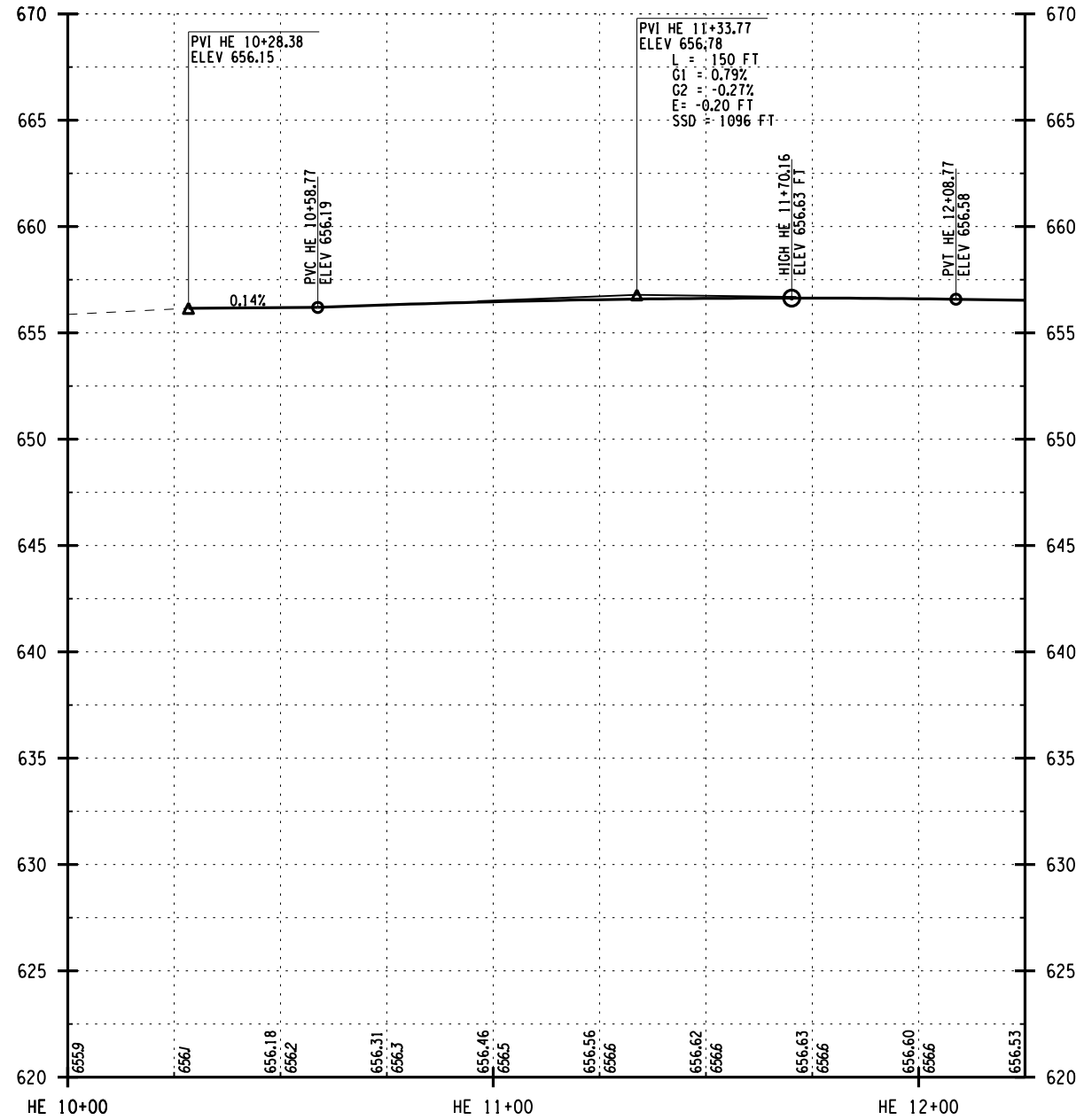
ALL DIMENSIONS IN FT UNLESS OTHERWISE NOTED	
PROFILE - EASTBOUND STA E 78+00 TO STA E 82+00	

DRAWING NO. PRO-E15 SHEET NO.

	C&S Engineers, Inc. 150 State Street, Suite 120 Rochester, New York 14614 Phone: 585-325-8040 Fax: 585-497-7588 www.ccs.com
--	--

FILE NAME = **SYTIME**
 DATE/TIME = DGN\$SYTIME0123456
 USER = DGN\$USERNAME

DESIGN SUPERVISOR XX JOB MANAGER XX DESIGNED BY XX CHECKED BY XX ESTIMATED BY XX DRAFTED BY XX CHECKED BY XX



PREPARED BY: ON:	ALTERED BY: ON:

NO ALTERATION PERMITTED HEREON EXCEPT AS PROVIDED UNDER SECTION 7209 SUBDIVISION 2 OF THE NEW YORK EDUCATION LAW.

AS BUILT REVISIONS DESCRIPTION OF WORK:	SIGNATURE _____	DATE _____
--	-----------------	------------

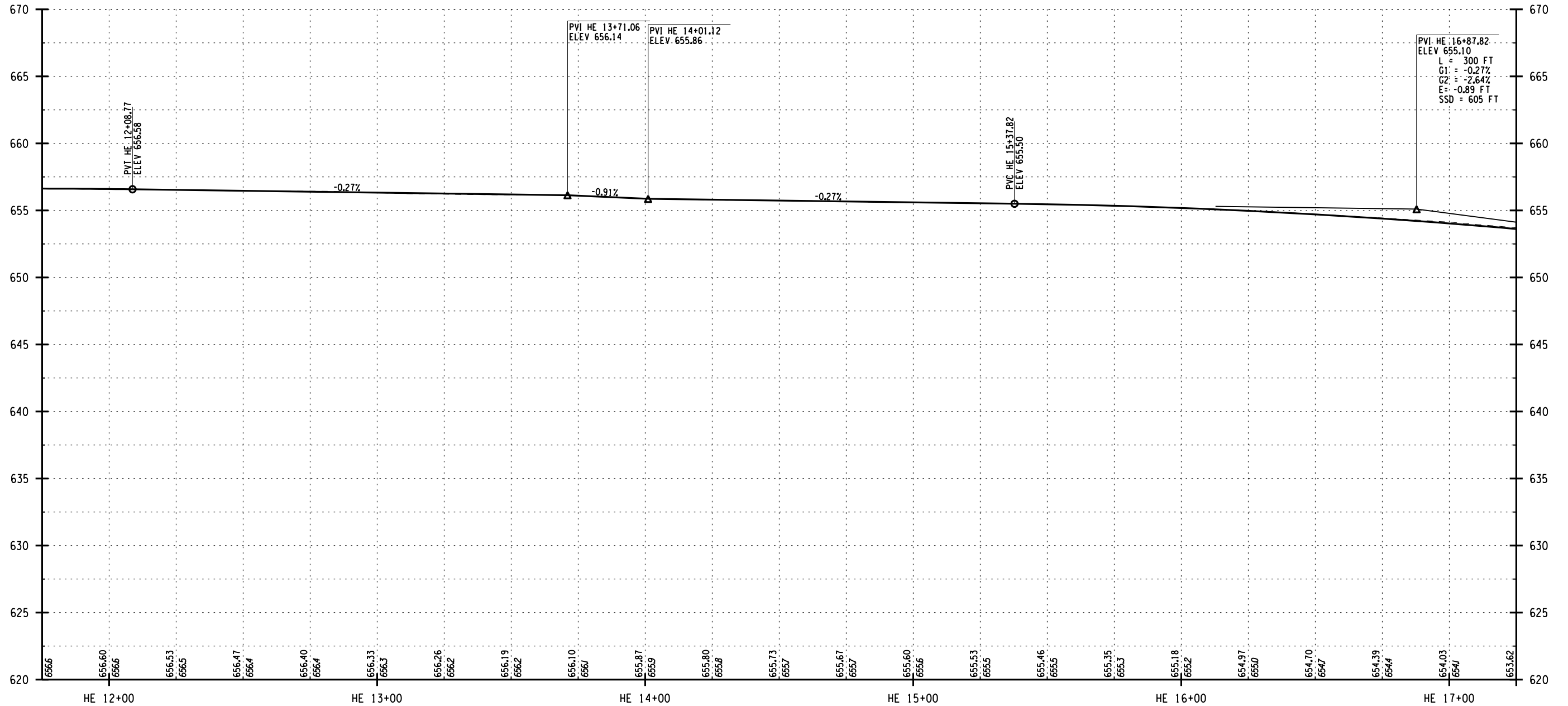
NYS RTE 33 / KENSINGTON EXPRESSWAY CONCEPT STUDY	PIN
NEW YORK STATE DEPARTMENT OF TRANSPORTATION	PS&E DATE
CITY OF BUFFALO	
COUNTY: ERIE	
DOCUMENT NAME: 551252_CPH_PROFILE_HE01.DGN	

ALL DIMENSIONS IN FT UNLESS OTHERWISE NOTED
PROFILE HUMBOLDT - EASTBOUND STA HE 10+00 TO STA HE 12+00

C&S COMPANIES	C&S Engineers, Inc. 150 State Street, Suite 120 Rochester, New York 14614 Phone: 585-325-8040 Fax: 585-467-7588 www.ccs.com
DRAWING NO. PRO-HE1	SHEET NO.

FILE NAME = **SYTIME**
 DATE/TIME = DGN\$SYTIME0123456
 USER = DGN\$USERNAME

DESIGN SUPERVISOR XX JOB MANAGER XX DESIGNED BY XX CHECKED BY XX ESTIMATED BY XX DRAFTED BY XX CHECKED BY XX



PREPARED BY: ON:	ALTERED BY: ON:
NO ALTERATION PERMITTED HEREON EXCEPT AS PROVIDED UNDER SECTION 7209 SUBDIVISION 2 OF THE NEW YORK EDUCATION LAW.	
SIGNATURE _____	DATE _____

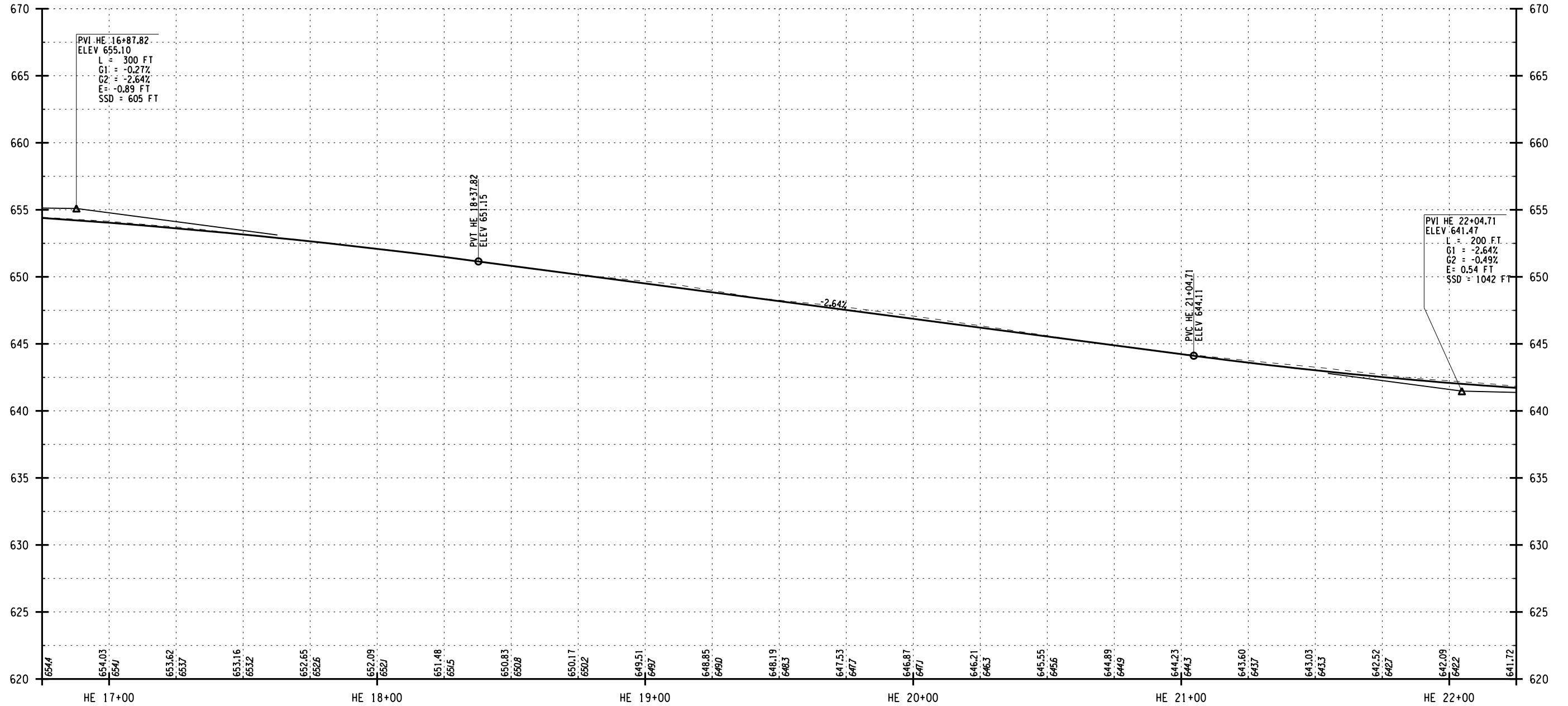
AS BUILT REVISIONS DESCRIPTION OF WORK:	NYS RTE 33 / KENSINGTON EXPRESSWAY CONCEPT STUDY	PIN
	NEW YORK STATE DEPARTMENT OF TRANSPORTATION	PS&E DATE
	CITY OF BUFFALO	
	COUNTY: ERIE	
	DOCUMENT NAME: 551252_CPH_PROFILE_HE02.DGN	

ALL DIMENSIONS IN FT UNLESS OTHERWISE NOTED PROFILE HUMBOLDT - EASTBOUND STA HE 12+00 TO STA HE 17+00	
---	--

ALL DIMENSIONS IN FT UNLESS OTHERWISE NOTED PROFILE HUMBOLDT - EASTBOUND STA HE 12+00 TO STA HE 17+00		C&S COMPANIES C&S Engineers, Inc. 150 State Street, Suite 120 Rochester, New York 14614 Phone: 585-325-8040 Fax: 585-497-7588 www.ccs.com
DRAWING NO.	PRO-HE2	
SHEET NO.		

FILE NAME = **SYTIME**
 DATE/TIME = DGN\$SYTIME0123456
 USER = DGN\$USERNAME

DESIGN SUPERVISOR XX JOB MANAGER XX DESIGNED BY XX CHECKED BY XX ESTIMATED BY XX DRAFTED BY XX CHECKED BY XX



PREPARED BY: ON:	ALTERED BY: ON:
NO ALTERATION PERMITTED HEREON EXCEPT AS PROVIDED UNDER SECTION 7209 SUBDIVISION 2 OF THE NEW YORK EDUCATION LAW.	
SIGNATURE _____	DATE _____

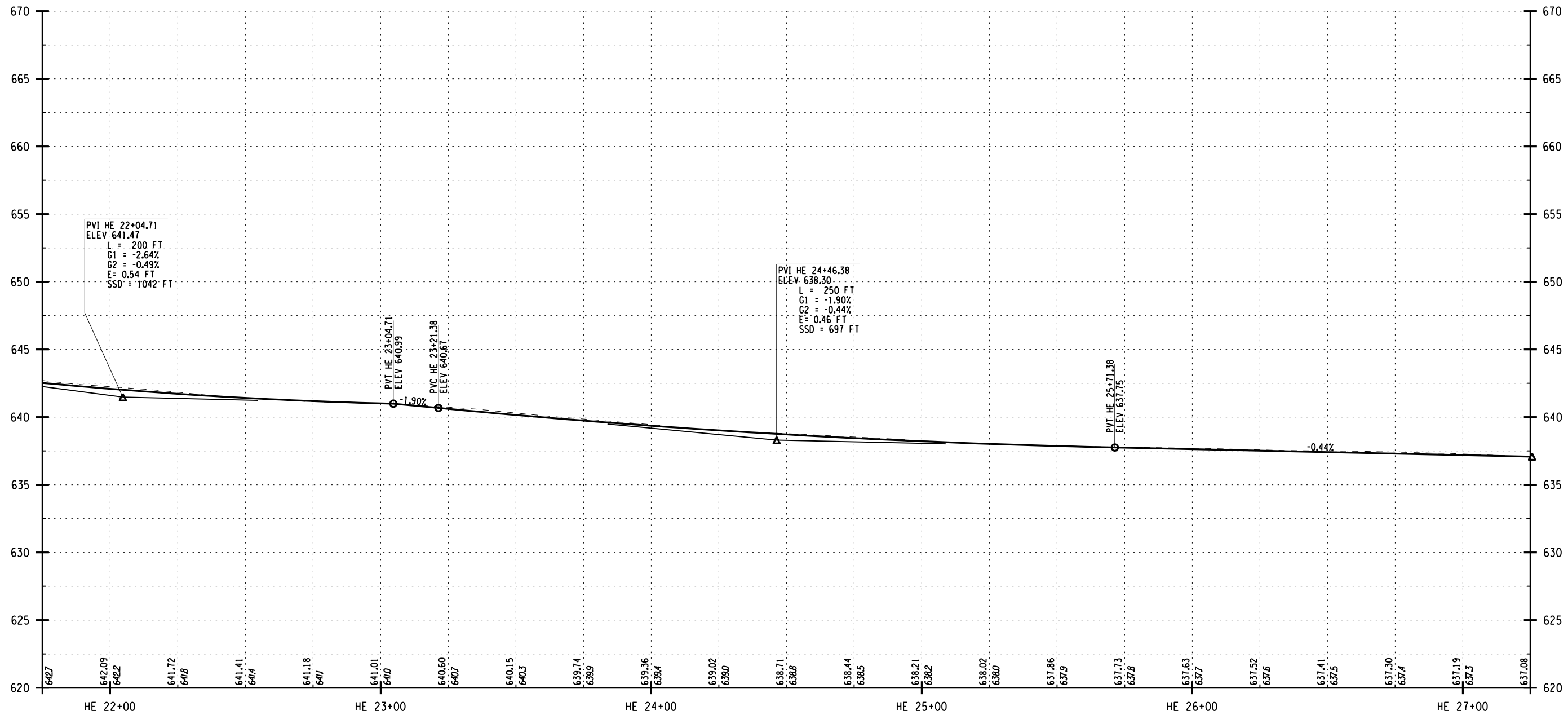
AS BUILT REVISIONS DESCRIPTION OF WORK:	NYS RTE 33 / KENSINGTON EXPRESSWAY CONCEPT STUDY	PIN
	NEW YORK STATE DEPARTMENT OF TRANSPORTATION	PS&E DATE
	CITY OF BUFFALO	
	COUNTY: ERIE	
	DOCUMENT NAME: 551252_CPH_PROFILE_HE03.DGN	

ALL DIMENSIONS IN FT UNLESS OTHERWISE NOTED	
PROFILE HUMBOLDT - EASTBOUND STA HE 17+00 TO STA HE 22+00	

NEW YORK STATE DEPARTMENT OF TRANSPORTATION REGION 5	
DRAWING NO.	PRO-HE3
SHEET NO.	

FILE NAME = **SYTIME**
 DATE/TIME = DGN\$SYTIME0123456
 USER = DGN\$USERNAME

DESIGN SUPERVISOR XX JOB MANAGER XX DESIGNED BY XX CHECKED BY XX ESTIMATED BY XX DRAFTED BY XX CHECKED BY XX



PREPARED BY: ON:	ALTERED BY: ON:

NO ALTERATION PERMITTED HEREON EXCEPT AS PROVIDED UNDER SECTION 7209 SUBDIVISION 2 OF THE NEW YORK EDUCATION LAW.

AS BUILT REVISIONS
 DESCRIPTION OF WORK:

SIGNATURE _____ DATE _____

NYS RTE 33 / KENSINGTON EXPRESSWAY CONCEPT STUDY	PIN
NEW YORK STATE DEPARTMENT OF TRANSPORTATION	PS&E DATE
CITY OF BUFFALO	
COUNTY: ERIE	
DOCUMENT NAME: 551252_CPH_PROFILE_HE04.DGN	

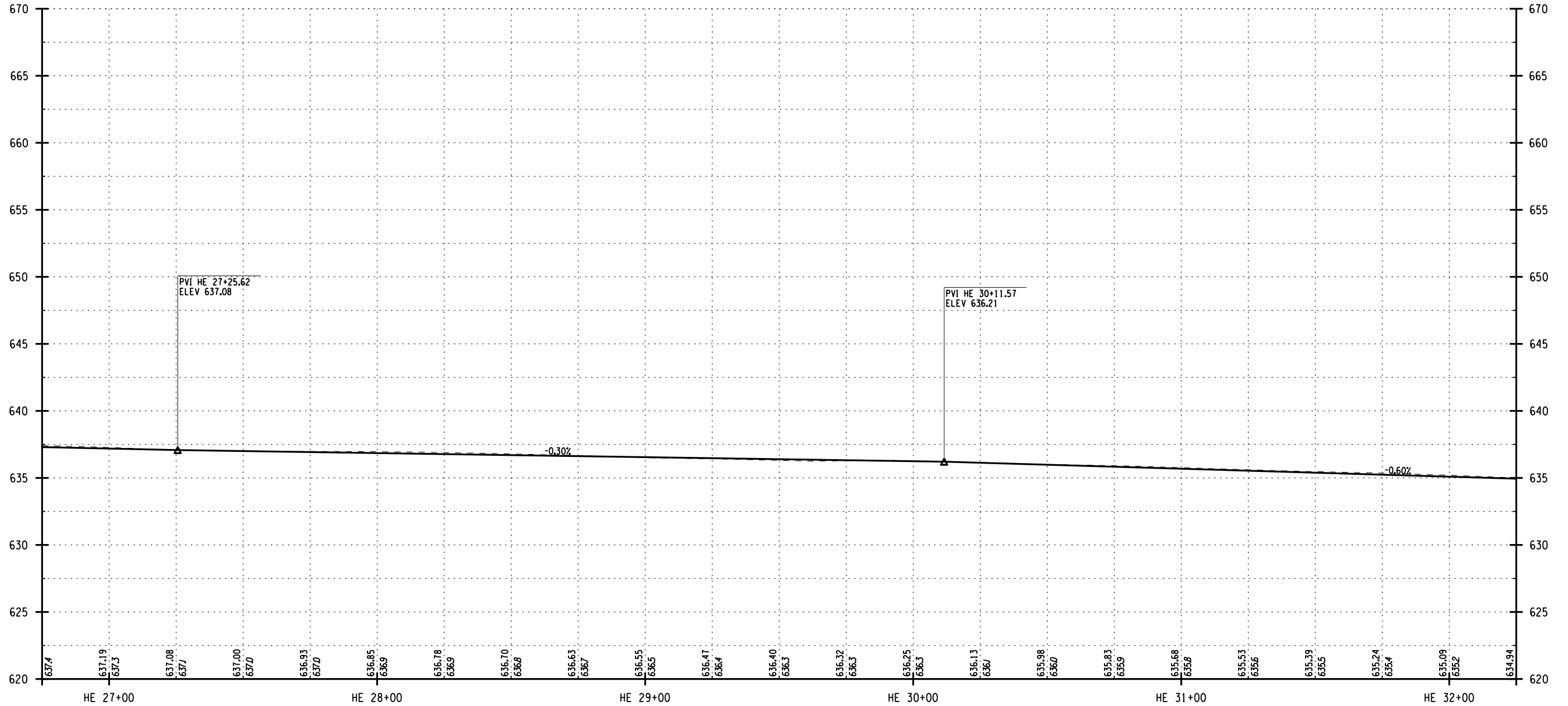
ALL DIMENSIONS IN FT UNLESS OTHERWISE NOTED

PROFILE
HUMBOLDT - EASTBOUND
STA HE 22+00 TO STA HE 27+00

C&S COMPANIES	C&S Engineers, Inc. 150 State Street, Suite 120 Rochester, New York 14614 Phone: 585-325-8040 Fax: 585-497-7588 www.ccs.com
DRAWING NO.	PRO-HE4
SHEET NO.	

FILE NAME = **SYTIME**
 DATE/TIME = DGN\$SYTIME0123456
 USER = DGN\$USERNAME

DESIGN SUPERVISOR XX JOB MANAGER XX DESIGNED BY XX CHECKED BY XX ESTIMATED BY XX DRAFTED BY XX CHECKED BY XX



PREPARED BY: ON:	ALTERED BY: ON:

NO ALTERATION PERMITTED HEREON EXCEPT AS PROVIDED UNDER SECTION 7209 SUBDIVISION 2 OF THE NEW YORK EDUCATION LAW.

AS BUILT REVISIONS
 DESCRIPTION OF WORK:

SIGNATURE _____ DATE _____

NYS RTE 33 / KENSINGTON EXPRESSWAY CONCEPT STUDY	PIN
NEW YORK STATE DEPARTMENT OF TRANSPORTATION	PS&E DATE
CITY OF BUFFALO	
COUNTY: ERIE	
DOCUMENT NAME: 551252_CPH_PROFILE_HE05.DGN	

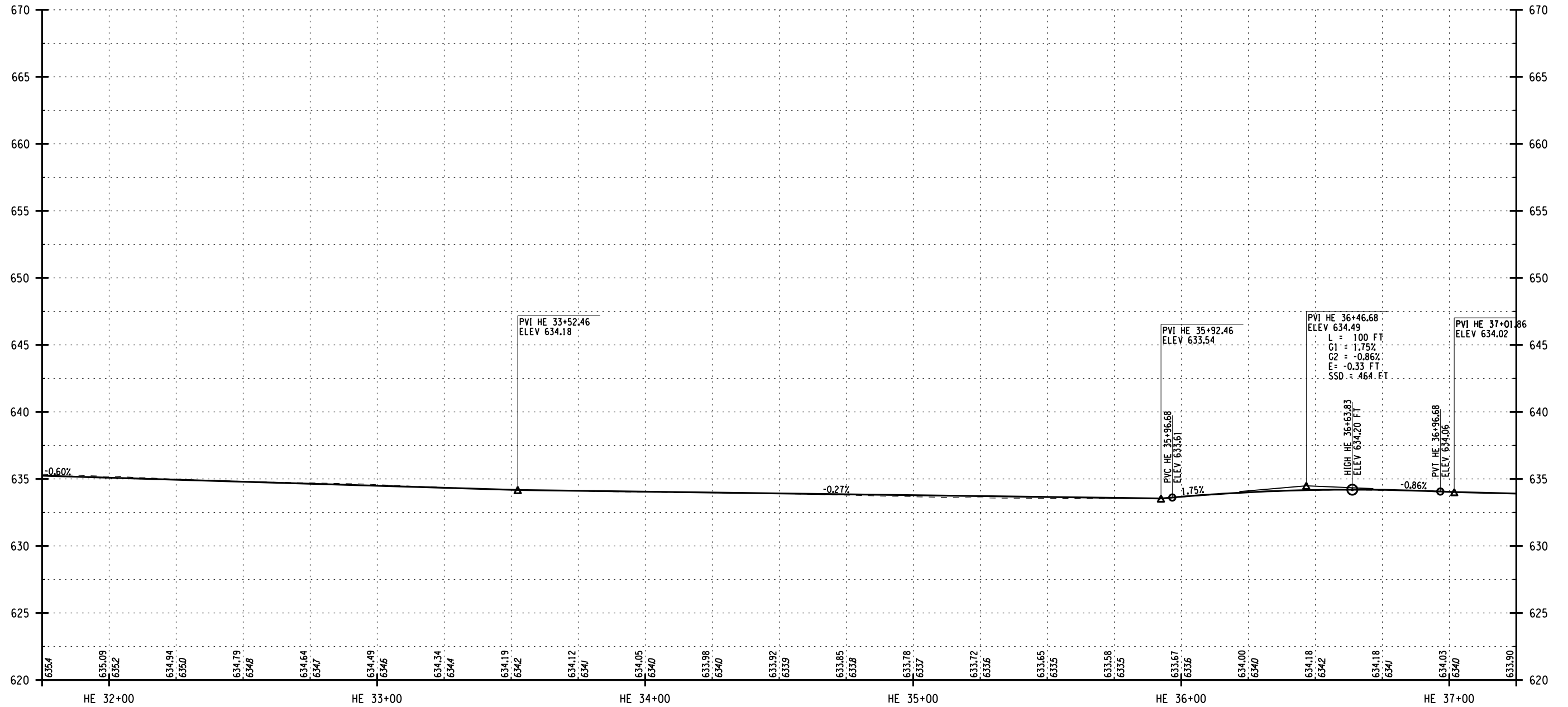
ALL DIMENSIONS IN FT UNLESS OTHERWISE NOTED

PROFILE
HUMBOLDT - EASTBOUND
STA HE 27+00 TO STA HE 32+00

C&S COMPANIES	C&S Engineers, Inc. 150 State Street, Suite 120 Rochester, New York 14614 Phone: 585-325-8040 Fax: 585-467-7588 www.ccs.com
DRAWING NO.	PRO-HE5
SHEET NO.	

FILE NAME = **SYTIME**
 DATE/TIME = DGN\$SYTIME0123456
 USER = DGN\$USERNAME

DESIGN SUPERVISOR XX JOB MANAGER XX DESIGNED BY XX CHECKED BY XX ESTIMATED BY XX DRAFTED BY XX CHECKED BY XX



PREPARED BY: ON:	ALTERED BY: ON:
NO ALTERATION PERMITTED HEREON EXCEPT AS PROVIDED UNDER SECTION 7209 SUBDIVISION 2 OF THE NEW YORK EDUCATION LAW.	
AS BUILT REVISIONS DESCRIPTION OF WORK:	
SIGNATURE _____	DATE _____

NYS RTE 33 / KENSINGTON EXPRESSWAY CONCEPT STUDY	PIN
NEW YORK STATE DEPARTMENT OF TRANSPORTATION	PS&E DATE
CITY OF BUFFALO	
COUNTY: ERIE	
DOCUMENT NAME: 551252_CPH_PROFILE_HE06.DGN	

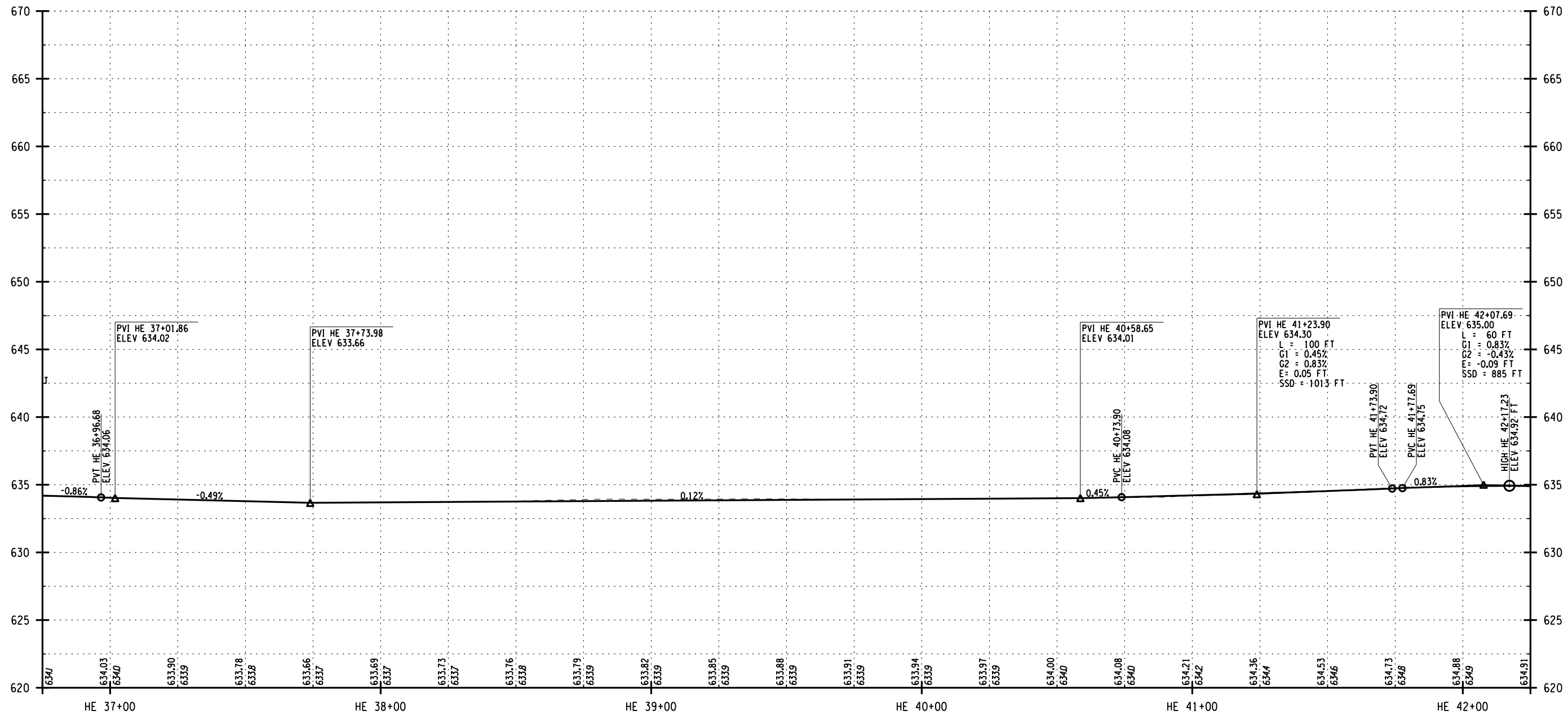
ALL DIMENSIONS IN FT UNLESS OTHERWISE NOTED	
PROFILE HUMBOLDT - EASTBOUND STA HE 32+00 TO STA HE 37+00	

NEW YORK STATE DEPARTMENT OF TRANSPORTATION REGION 5	
DRAWING NO. PRO-HE6 SHEET NO.	

C&S Engineers, Inc.
 150 State Street, Suite 120
 Rochester, New York 14614
 Phone: 585-325-8040
 Fax: 585-497-7588
 www.ccs.com

FILE NAME = **SYTIME**
 DATE/TIME = DGN\$SYTIME0123456
 USER = DGN\$USERNAME

DESIGN SUPERVISOR XX JOB MANAGER XX DESIGNED BY XX CHECKED BY XX ESTIMATED BY XX DRAFTED BY XX CHECKED BY XX



PREPARED BY: ON:	ALTERED BY: ON:
NO ALTERATION PERMITTED HEREON EXCEPT AS PROVIDED UNDER SECTION 7209 SUBDIVISION 2 OF THE NEW YORK EDUCATION LAW.	
AS BUILT REVISIONS DESCRIPTION OF WORK:	
SIGNATURE _____	DATE _____

NYS RTE 33 / KENSINGTON EXPRESSWAY CONCEPT STUDY	PIN
NEW YORK STATE DEPARTMENT OF TRANSPORTATION	PS&E DATE
CITY OF BUFFALO	
COUNTY: ERIE	
DOCUMENT NAME: 551252_CPH_PROFILE_HE07.DGN	

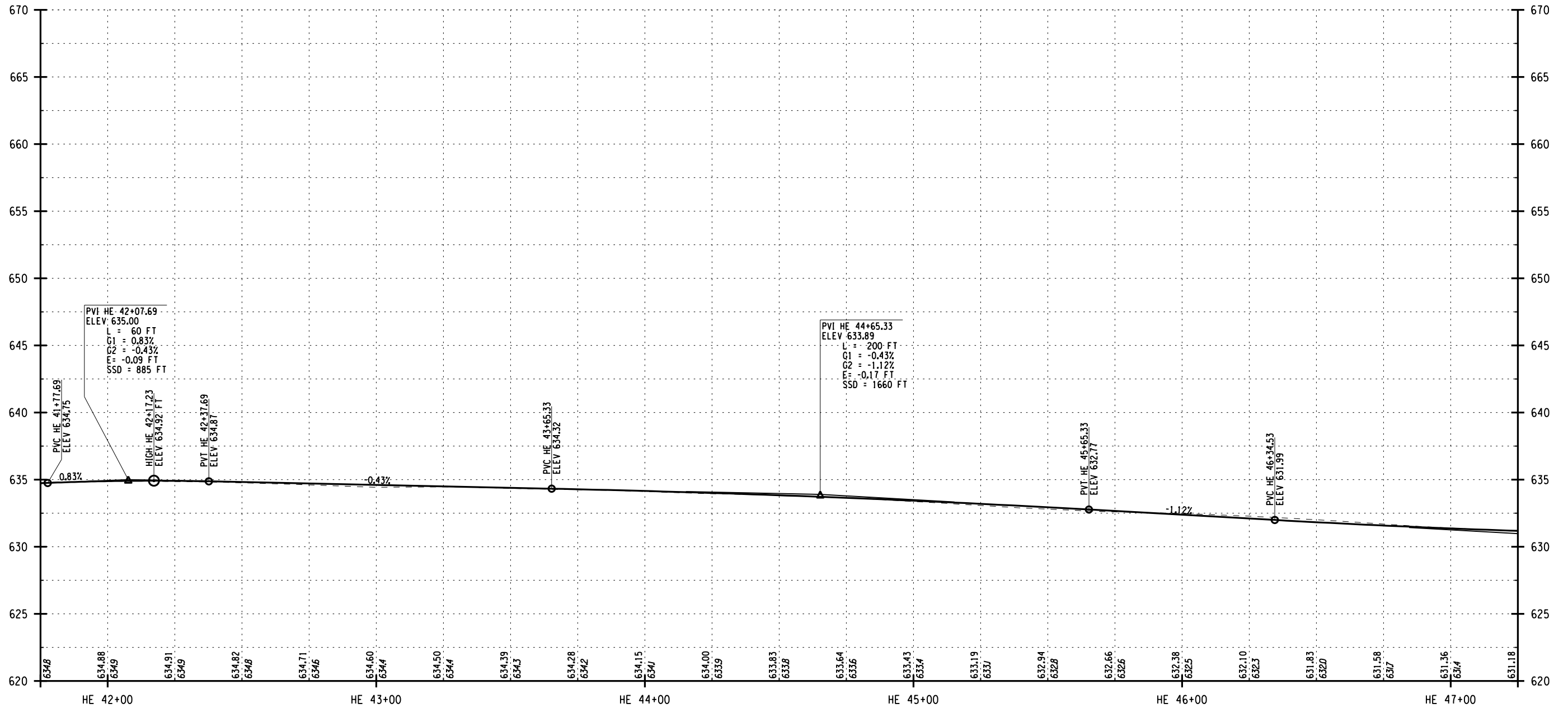
ALL DIMENSIONS IN FT UNLESS OTHERWISE NOTED

PROFILE
HUMBOLDT - EASTBOUND
STA HE 37+00 TO STA HE 42+00

C&S COMPANIES	
C&S Engineers, Inc. 150 State Street, Suite 120 Rochester, New York 14614 Phone: 585-325-8040 Fax: 585-497-7588 www.ccs.com	
DRAWING NO.	PRO-HE7
SHEET NO.	

FILE NAME = **SYTIME**
 DATE/TIME = DGN\$SYTIME0123456
 USER = DGN\$USERNAME

DESIGN SUPERVISOR XX JOB MANAGER XX DESIGNED BY XX CHECKED BY XX ESTIMATED BY XX DRAFTED BY XX CHECKED BY XX



PREPARED BY: ON:	ALTERED BY: ON:
NO ALTERATION PERMITTED HEREON EXCEPT AS PROVIDED UNDER SECTION 7209 SUBDIVISION 2 OF THE NEW YORK EDUCATION LAW.	
SIGNATURE _____	DATE _____

AS BUILT REVISIONS DESCRIPTION OF WORK:	NYS RTE 33 / KENSINGTON EXPRESSWAY CONCEPT STUDY	PIN
	NEW YORK STATE DEPARTMENT OF TRANSPORTATION	PS&E DATE
	CITY OF BUFFALO	
	COUNTY: ERIE	
	DOCUMENT NAME: 551252_CPH_PROFILE_HE08.DGN	

ALL DIMENSIONS IN FT UNLESS OTHERWISE NOTED	
PROFILE HUMBOLDT - EASTBOUND STA HE 42+00 TO STA HE 47+00	

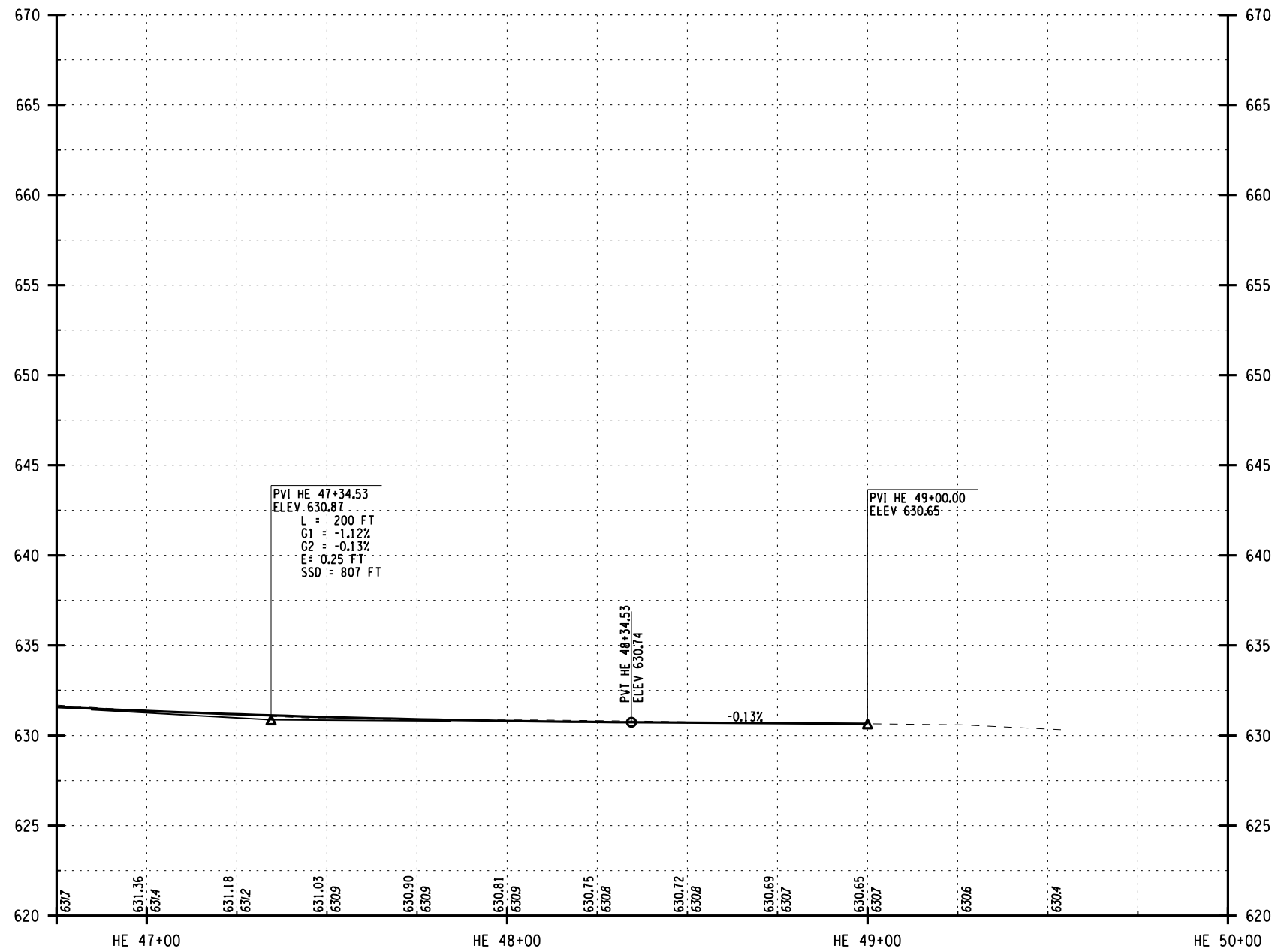
DRAWING NO. PRO-HE8	
SHEET NO.	
NEW YORK STATE DEPARTMENT OF TRANSPORTATION REGION 5	



C&S Engineers, Inc.
 150 State Street, Suite 120
 Rochester, New York 14614
 Phone: 585-325-8040
 Fax: 585-497-7588
 www.ccs.com

FILE NAME = **SYTIME**
 DATE/TIME = DGN**SYTIME0123456
 USER = DGN**USERNAME

DESIGN SUPERVISOR XX JOB MANAGER XX DESIGNED BY XX CHECKED BY XX ESTIMATED BY XX DRAFTED BY XX CHECKED BY XX



PREPARED BY: ON:	ALTERED BY: ON:

NO ALTERATION PERMITTED HEREON EXCEPT AS PROVIDED UNDER SECTION 7209 SUBDIVISION 2 OF THE NEW YORK EDUCATION LAW.

AS BUILT REVISIONS DESCRIPTION OF WORK:	SIGNATURE _____	DATE _____
--	-----------------	------------

NYS RTE 33 / KENSINGTON EXPRESSWAY CONCEPT STUDY	PIN
NEW YORK STATE DEPARTMENT OF TRANSPORTATION	PS&E DATE
CITY OF BUFFALO	
COUNTY: ERIE	
DOCUMENT NAME: 551252_CPH_PROFILE_HE09.DGN	

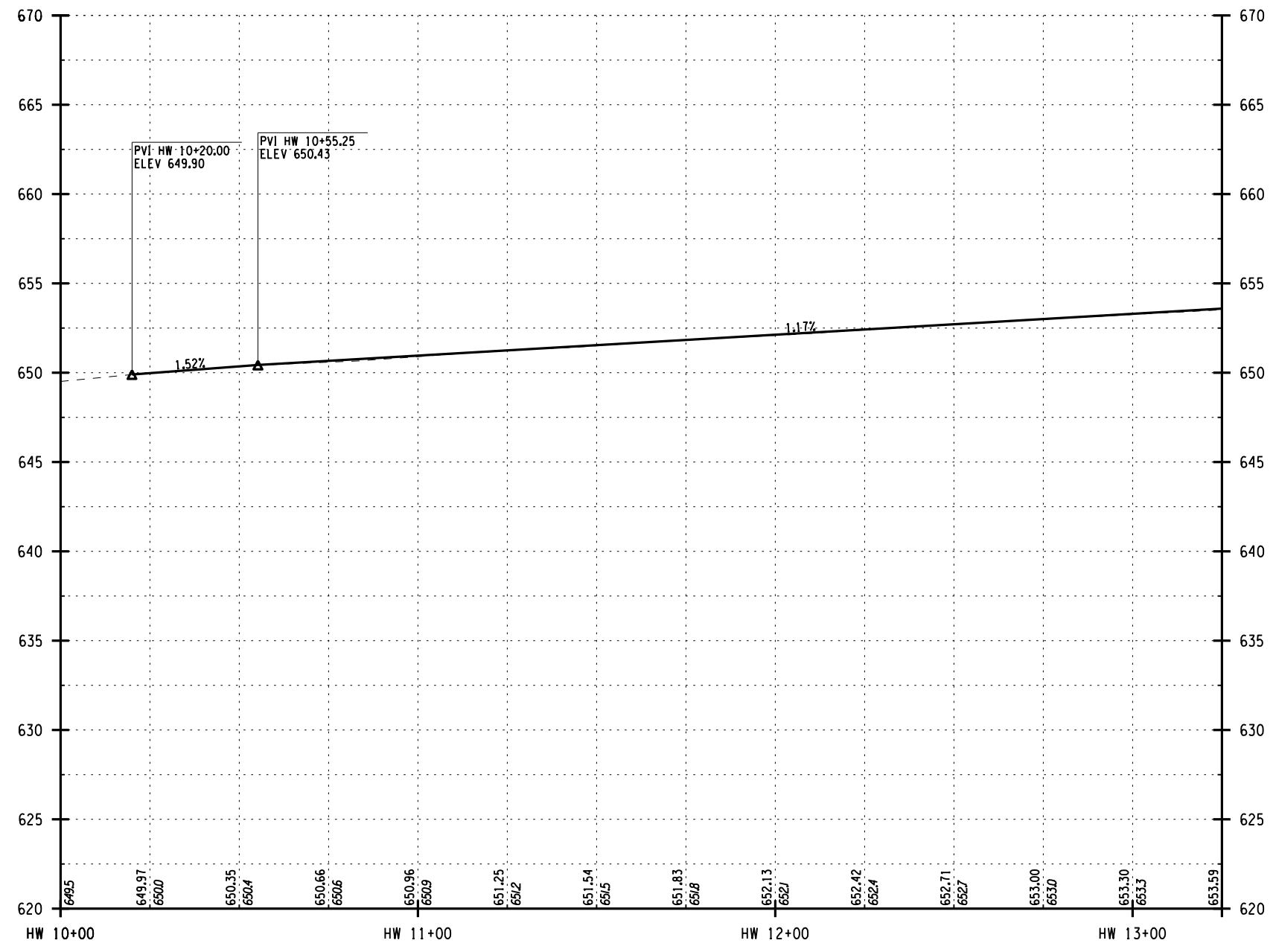
ALL DIMENSIONS IN FT UNLESS OTHERWISE NOTED	
PROFILE HUMBOLDT - EASTBOUND STA HE 47+00 TO STA HE 50+00	

	
DRAWING NO.	PRO-HE9
SHEET NO.	

C&S Engineers, Inc.
 150 State Street, Suite 120
 Rochester, New York 14614
 Phone: 585-325-6040
 Fax: 585-467-7588
 www.ccs.com

FILE NAME = **SYTIME**
 DATE/TIME = DGN\$SYTIME0123456
 USER = DGN\$USERNAME

DESIGN SUPERVISOR XX JOB MANAGER XX DESIGNED BY XX CHECKED BY XX ESTIMATED BY XX DRAFTED BY XX CHECKED BY XX

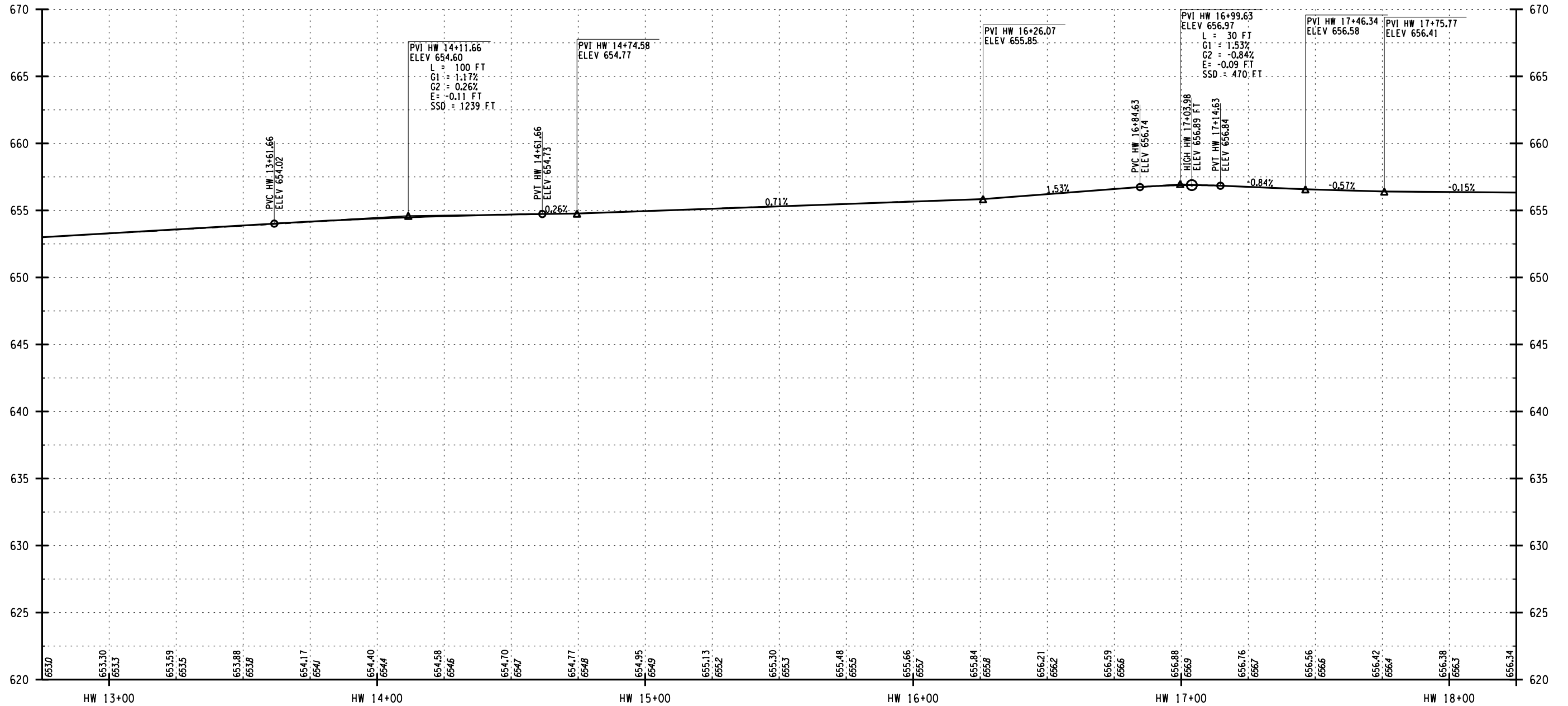


PREPARED BY: ON:	ALTERED BY: ON:
NO ALTERATION PERMITTED HEREON EXCEPT AS PROVIDED UNDER SECTION 7209 SUBDIVISION 2 OF THE NEW YORK EDUCATION LAW.	
SIGNATURE _____	DATE _____

AS BUILT REVISIONS DESCRIPTION OF WORK:	NYS RTE 33 / KENSINGTON EXPRESSWAY CONCEPT STUDY	PIN	ALL DIMENSIONS IN FT UNLESS OTHERWISE NOTED PROFILE HUMBOLDT - WESTBOUND STA HW 10+00 TO STA HW 13+00	 C&S Engineers, Inc. 150 State Street, Suite 120 Rochester, New York 14614 Phone: 585-325-8040 Fax: 585-467-7588 www.ccs.com
	NEW YORK STATE DEPARTMENT OF TRANSPORTATION	PS&E DATE		
	CITY OF BUFFALO		DRAWING NO. PRO-HW1	
	COUNTY: ERIE		SHEET NO.	
	DOCUMENT NAME: 551252_CPH_PROFILE_HW01.DGN			NEW YORK STATE DEPARTMENT OF TRANSPORTATION REGION 5

FILE NAME = **SYTIME**
 DATE/TIME = DGN\$SYTIME0123456
 USER = DGN\$USERNAME

DESIGN SUPERVISOR XX JOB MANAGER XX DESIGNED BY XX CHECKED BY XX ESTIMATED BY XX DRAFTED BY XX CHECKED BY XX



PREPARED BY: ON:	ALTERED BY: ON:
NO ALTERATION PERMITTED HEREON EXCEPT AS PROVIDED UNDER SECTION 7209 SUBDIVISION 2 OF THE NEW YORK EDUCATION LAW.	
SIGNATURE	DATE

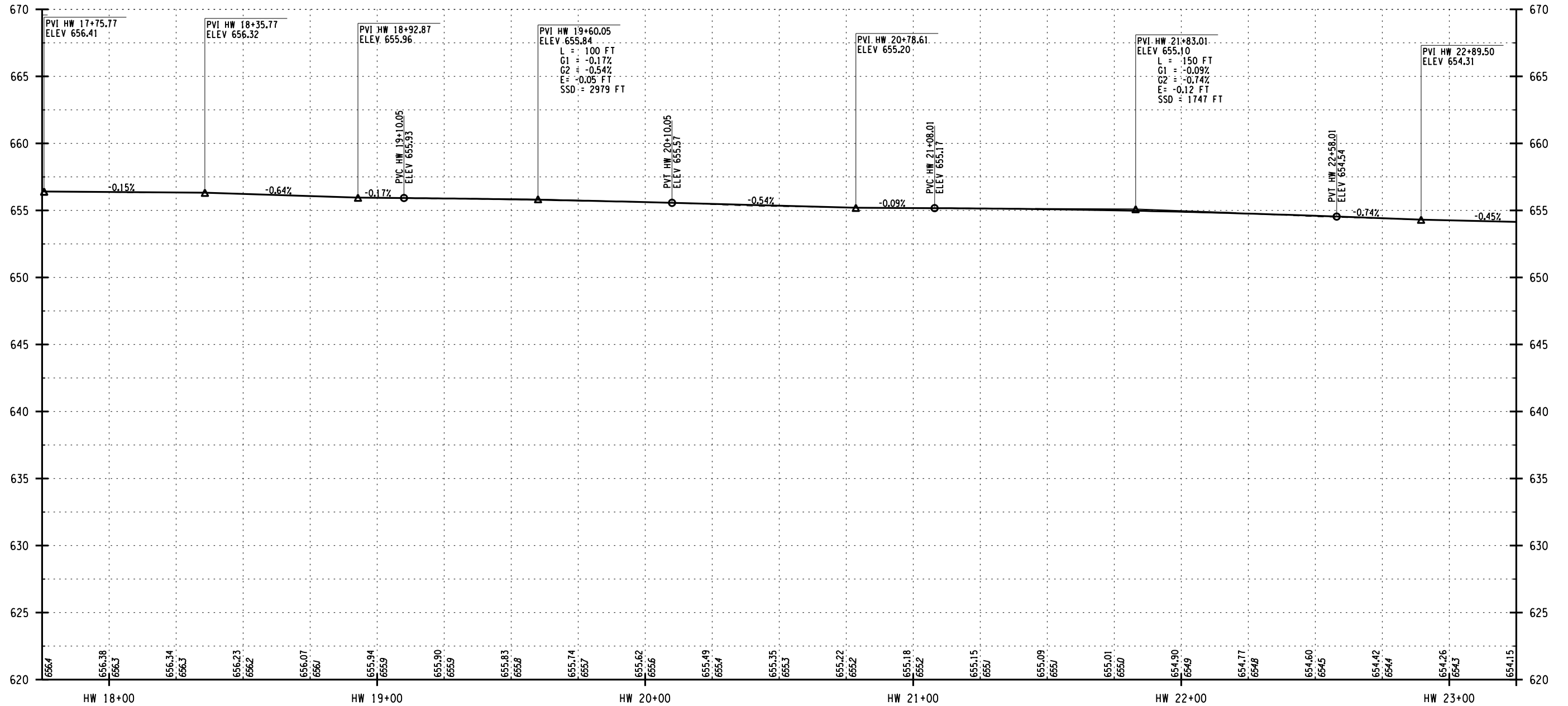
AS BUILT REVISIONS DESCRIPTION OF WORK:	NYS RTE 33 / KENSINGTON EXPRESSWAY CONCEPT STUDY	PIN
	NEW YORK STATE DEPARTMENT OF TRANSPORTATION	PS&E DATE
	CITY OF BUFFALO	
	COUNTY: ERIE	
	DOCUMENT NAME: 551252_CPH_PROFILE_HW02.DGN	

ALL DIMENSIONS IN FT UNLESS OTHERWISE NOTED	
PROFILE HUMBOLDT - WESTBOUND STA HW 13+00 TO STA HW 18+00	

NEW YORK STATE DEPARTMENT OF TRANSPORTATION REGION 5	
C&S COMPANIES	C&S Engineers, Inc. 150 State Street, Suite 120 Rochester, New York 14614 Phone: 585-325-8040 Fax: 585-497-7588 www.cscs.com
DRAWING NO.	PRO-HW2
SHEET NO.	

FILE NAME = **SYTIME**
 DATE/TIME = DGN**SYTIME0123456
 USER = DGN**USERNAME

DESIGN SUPERVISOR XX JOB MANAGER XX DESIGNED BY XX CHECKED BY XX ESTIMATED BY XX DRAFTED BY XX CHECKED BY XX



PREPARED BY: ON:	ALTERED BY: ON:
NO ALTERATION PERMITTED HEREON EXCEPT AS PROVIDED UNDER SECTION 7209 SUBDIVISION 2 OF THE NEW YORK EDUCATION LAW.	
AS BUILT REVISIONS DESCRIPTION OF WORK:	
SIGNATURE _____	DATE _____

NYS RTE 33 / KENSINGTON EXPRESSWAY CONCEPT STUDY	PIN
NEW YORK STATE DEPARTMENT OF TRANSPORTATION	PS&E DATE
CITY OF BUFFALO	
COUNTY: ERIE	
DOCUMENT NAME: 551252_CPH_PROFILE_HW03.DGN	

ALL DIMENSIONS IN FT UNLESS OTHERWISE NOTED	
PROFILE HUMBOLDT - WESTBOUND STA HW 18+00 TO STA HW 23+00	

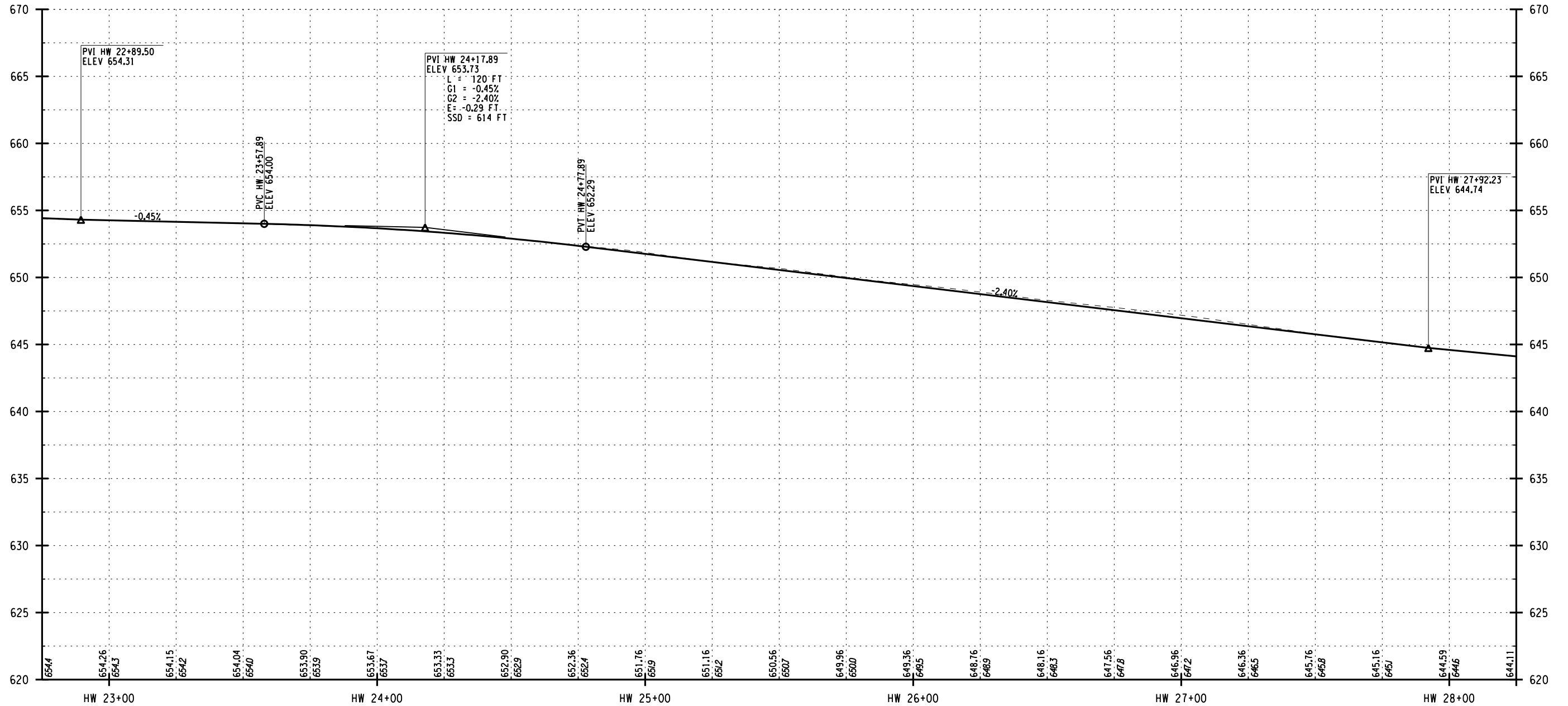
DRAWING NO. PRO-HW3	
SHEET NO.	
NEW YORK STATE DEPARTMENT OF TRANSPORTATION REGION 5	



C&S Engineers, Inc.
 150 State Street, Suite 120
 Rochester, New York 14614
 Phone: 585-325-8040
 Fax: 585-497-7588
 www.ccs.com

FILE NAME = **SYTIME**
 DATE/TIME = DGN\$SYTIME0123456
 USER = DGN\$USERNAME

DESIGN SUPERVISOR XX JOB MANAGER XX DESIGNED BY XX CHECKED BY XX ESTIMATED BY XX DRAFTED BY XX CHECKED BY XX



PREPARED BY: ON:	ALTERED BY: ON:

NO ALTERATION PERMITTED HEREON EXCEPT AS PROVIDED UNDER SECTION 7209 SUBDIVISION 2 OF THE NEW YORK EDUCATION LAW.

AS BUILT REVISIONS
 DESCRIPTION OF WORK:

 SIGNATURE

 DATE

NYS RTE 33 / KENSINGTON EXPRESSWAY CONCEPT STUDY
 NEW YORK STATE DEPARTMENT OF TRANSPORTATION
 CITY OF BUFFALO
 COUNTY: ERIE
 DOCUMENT NAME: 551252_CPH_PROFILE_HW04.DGN

PIN
 PS&E DATE

ALL DIMENSIONS IN FT UNLESS OTHERWISE NOTED

**PROFILE
 HUMBOLDT - WESTBOUND
 STA HW 23+00 TO STA HW 28+00**

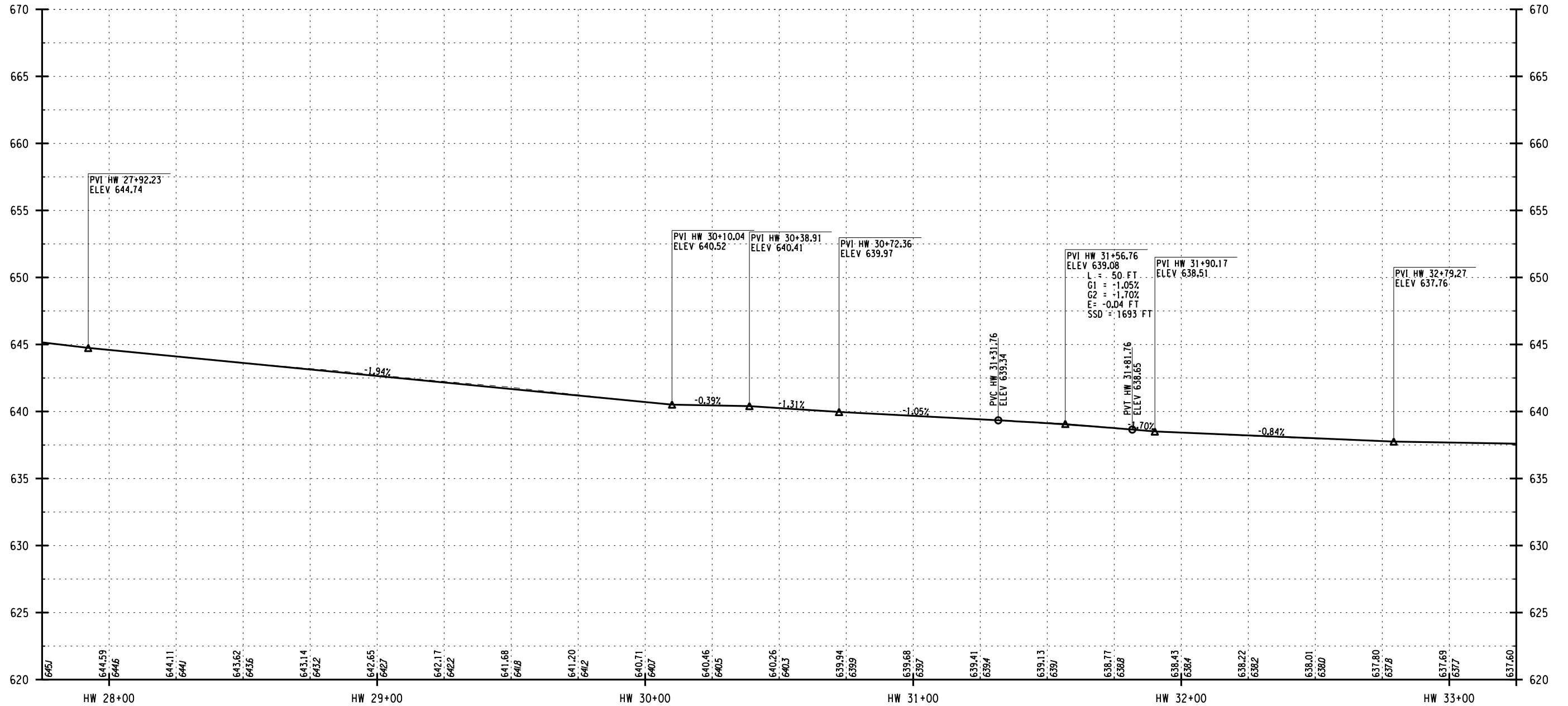
**C&S
 COMPANIES**

C&S Engineers, Inc.
 150 State Street, Suite 120
 Rochester, New York 14614
 Phone: 585-325-8040
 Fax: 585-467-7588
 www.ccs.com

DRAWING NO. **PRO-HW4**
 SHEET NO.

FILE NAME = **SYTIME**
 DATE/TIME = DGN\$SYTIME0123456
 USER = DGN\$USERNAME

DESIGN SUPERVISOR XX JOB MANAGER XX DESIGNED BY XX CHECKED BY XX ESTIMATED BY XX DRAFTED BY XX CHECKED BY XX



PREPARED BY: ON:	ALTERED BY: ON:
NO ALTERATION PERMITTED HEREON EXCEPT AS PROVIDED UNDER SECTION 7209 SUBDIVISION 2 OF THE NEW YORK EDUCATION LAW.	
SIGNATURE _____	DATE _____

AS BUILT REVISIONS DESCRIPTION OF WORK:

NYS RTE 33 / KENSINGTON EXPRESSWAY CONCEPT STUDY	PIN
NEW YORK STATE DEPARTMENT OF TRANSPORTATION	PS&E DATE
CITY OF BUFFALO	
COUNTY: ERIE	
DOCUMENT NAME: 551252_CPH_PROFILE_HW05.DGN	

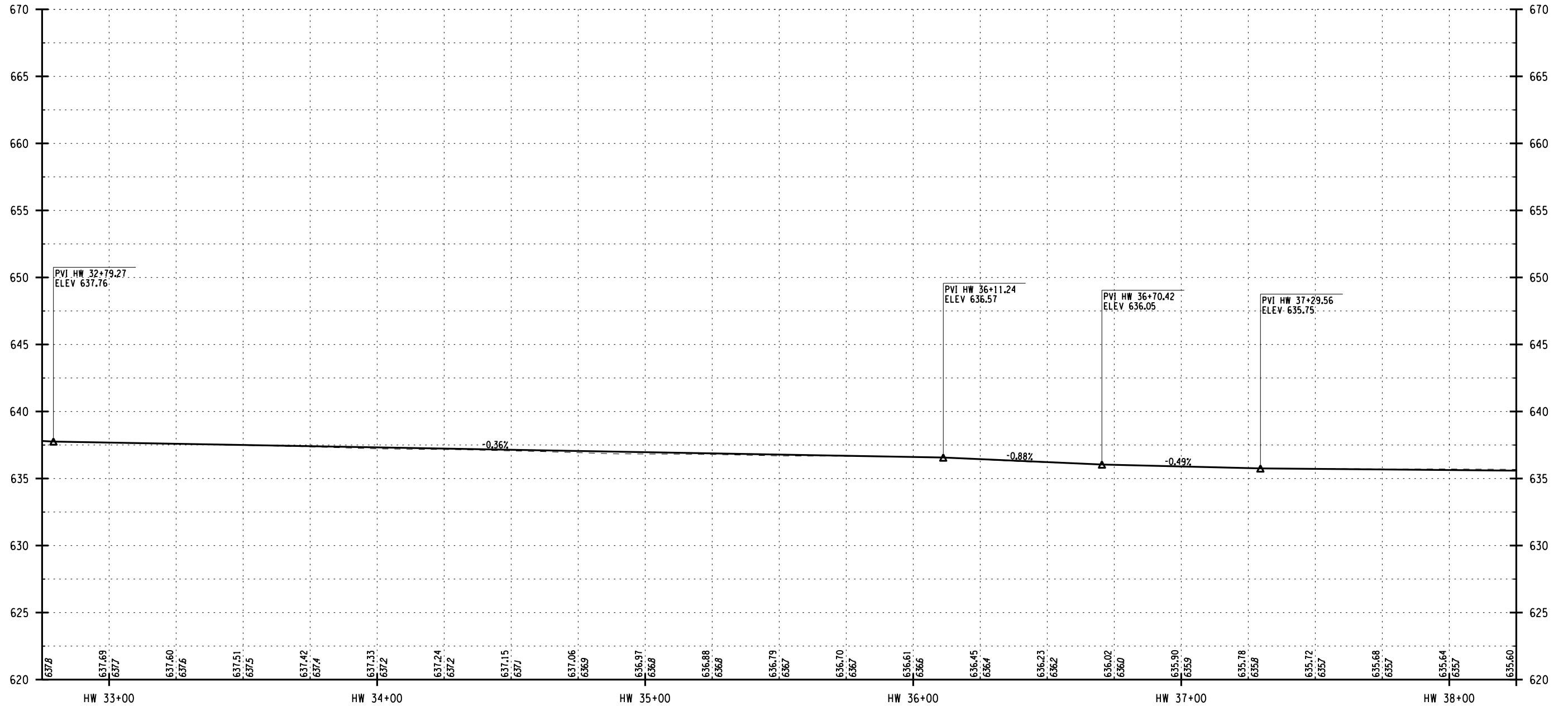
ALL DIMENSIONS IN FT UNLESS OTHERWISE NOTED	
PROFILE HUMBOLDT - WESTBOUND STA HW 28+00 TO STA HW 33+00	
DRAWING NO. PRO-HW5	SHEET NO.
NEW YORK STATE DEPARTMENT OF TRANSPORTATION REGION 5	



C&S Engineers, Inc.
 150 State Street, Suite 120
 Rochester, New York 14614
 Phone: 585-325-8040
 Fax: 585-497-7588
 www.ccs.com

FILE NAME = **SYTIME**
 DATE/TIME = DGN\$SYTIME0123456
 USER = DGN\$USERNAME

DESIGN SUPERVISOR XX JOB MANAGER XX DESIGNED BY XX CHECKED BY XX ESTIMATED BY XX DRAFTED BY XX CHECKED BY XX



PREPARED BY: ON:	ALTERED BY: ON:
NO ALTERATION PERMITTED HEREON EXCEPT AS PROVIDED UNDER SECTION 7209 SUBDIVISION 2 OF THE NEW YORK EDUCATION LAW.	
SIGNATURE _____	DATE _____

AS BUILT REVISIONS DESCRIPTION OF WORK:	NYS RTE 33 / KENSINGTON EXPRESSWAY CONCEPT STUDY	PIN
	NEW YORK STATE DEPARTMENT OF TRANSPORTATION	PS&E DATE
	CITY OF BUFFALO	
	COUNTY: ERIE	
	DOCUMENT NAME: 551252_CPH_PROFILE_HW06.DGN	

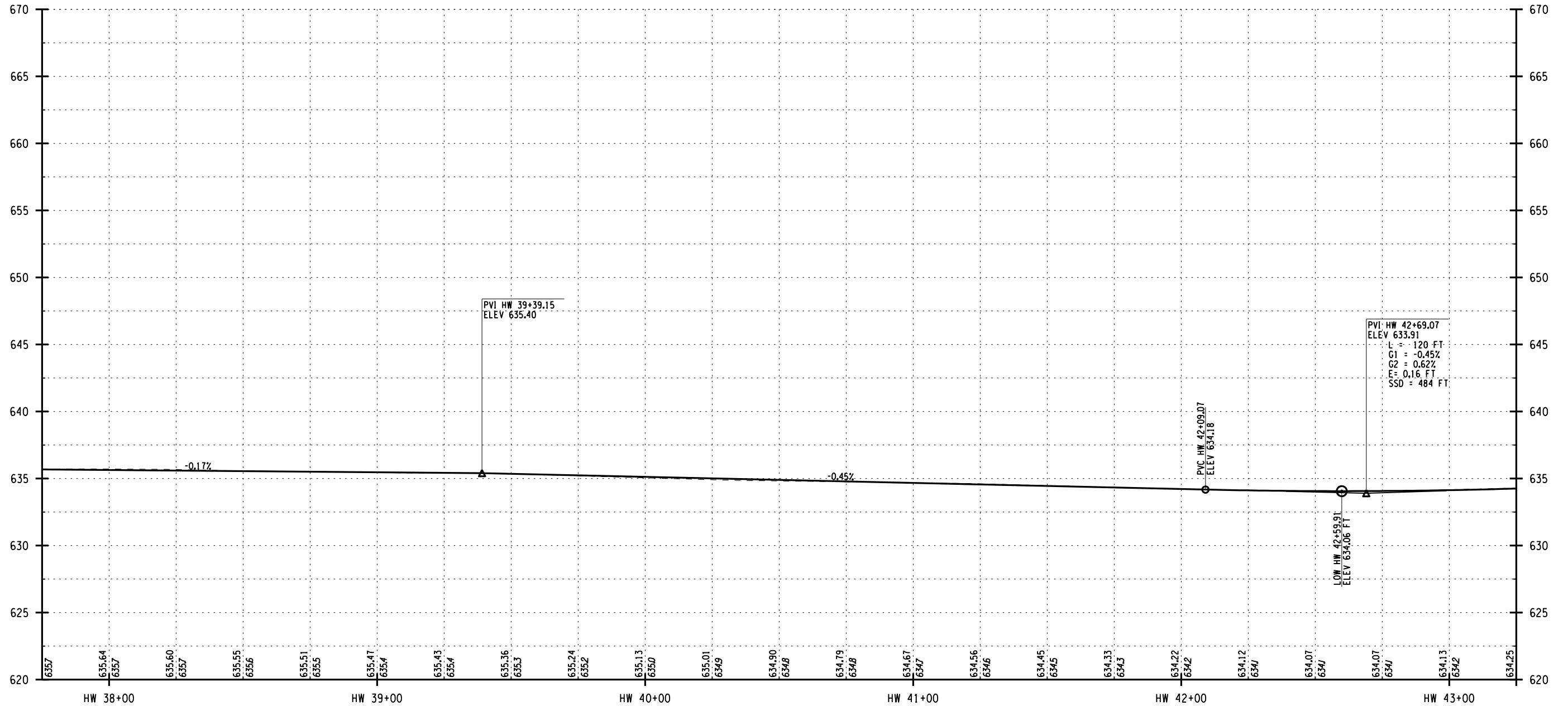
ALL DIMENSIONS IN FT UNLESS OTHERWISE NOTED PROFILE HUMBOLDT - WESTBOUND STA HW 33+00 TO STA HW 38+00	
---	--

DRAWING NO. PRO-HW6
SHEET NO.

C&S Engineers, Inc.
 150 State Street, Suite 120
 Rochester, New York 14614
 Phone: 585-325-8040
 Fax: 585-497-7588
 www.ccs.com

FILE NAME = **SYTIME**
 DATE/TIME = DGN\$SYTIME0123456
 USER = DGN\$USERNAME

DESIGN SUPERVISOR XX JOB MANAGER XX DESIGNED BY XX CHECKED BY XX ESTIMATED BY XX DRAFTED BY XX CHECKED BY XX



PREPARED BY: ON:	ALTERED BY: ON:
NO ALTERATION PERMITTED HEREON EXCEPT AS PROVIDED UNDER SECTION 7209 SUBDIVISION 2 OF THE NEW YORK EDUCATION LAW.	
AS BUILT REVISIONS DESCRIPTION OF WORK:	SIGNATURE _____
	DATE _____

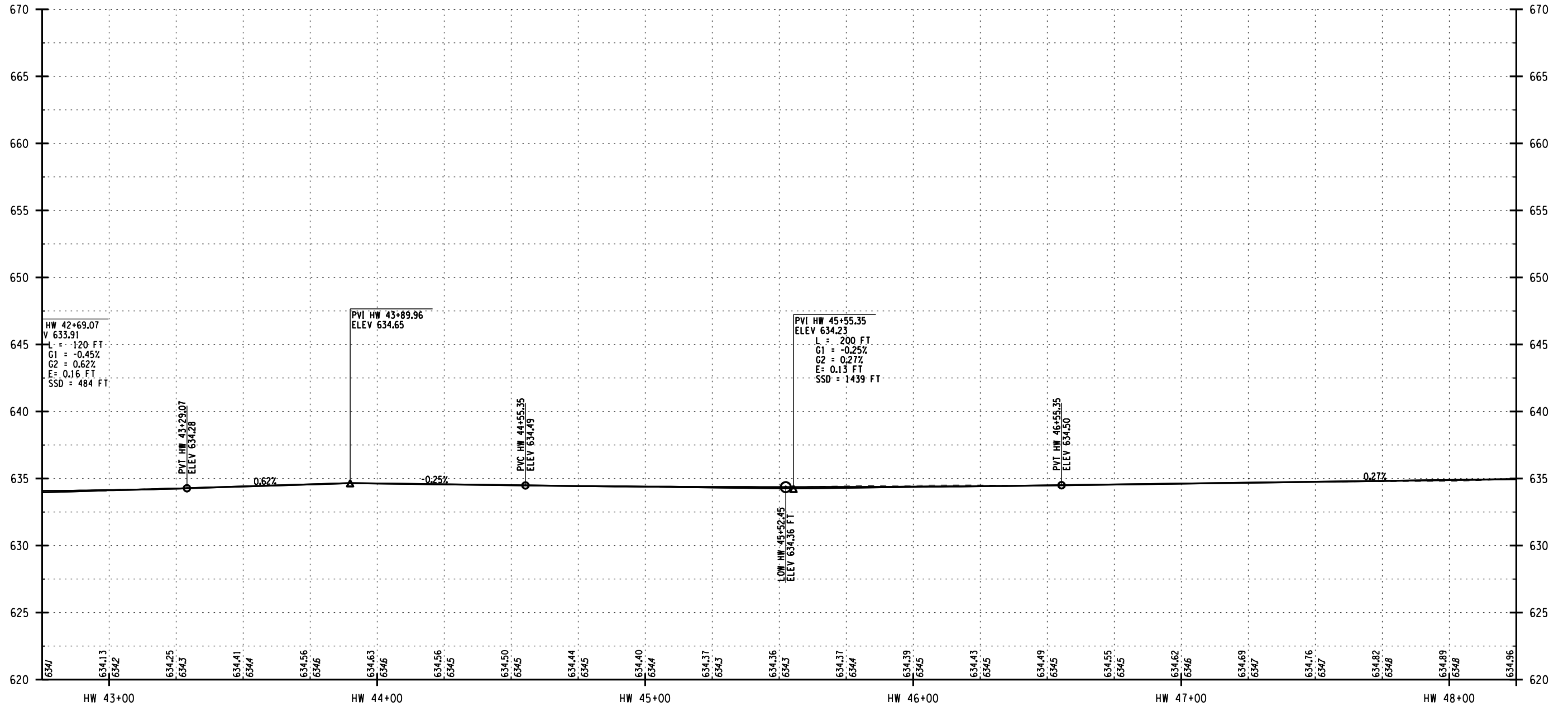
NYS RTE 33 / KENSINGTON EXPRESSWAY CONCEPT STUDY	PIN
NEW YORK STATE DEPARTMENT OF TRANSPORTATION	PS&E DATE
CITY OF BUFFALO	
COUNTY: ERIE	
DOCUMENT NAME: 551252_CPH_PROFILE_HW07.DGN	

ALL DIMENSIONS IN FT UNLESS OTHERWISE NOTED	
PROFILE HUMBOLDT - WESTBOUND STA HW 38+00 TO STA HW 43+00	

<small>C&S Engineers, Inc. 150 State Street, Suite 120 Rochester, New York 14614 Phone: 585-325-8040 Fax: 585-497-7588 www.ccs.com</small>	
DRAWING NO.	PRO-HW7
SHEET NO.	
NEW YORK STATE DEPARTMENT OF TRANSPORTATION REGION 5	

FILE NAME = **SYTIME**
 DATE/TIME = DGN\$SYTIME0123456
 USER = DGN\$USERNAME

DESIGN SUPERVISOR XX JOB MANAGER XX DESIGNED BY XX CHECKED BY XX ESTIMATED BY XX DRAFTED BY XX CHECKED BY XX



PREPARED BY: ON:	ALTERED BY: ON:
NO ALTERATION PERMITTED HEREON EXCEPT AS PROVIDED UNDER SECTION 7209 SUBDIVISION 2 OF THE NEW YORK EDUCATION LAW.	
AS BUILT REVISIONS DESCRIPTION OF WORK:	
SIGNATURE _____	DATE _____

NYS RTE 33 / KENSINGTON EXPRESSWAY CONCEPT STUDY	PIN
NEW YORK STATE DEPARTMENT OF TRANSPORTATION	PS&E DATE
CITY OF BUFFALO	
COUNTY: ERIE	
DOCUMENT NAME: 551252_CPH_PROFILE_HW08.DGN	

ALL DIMENSIONS IN FT UNLESS OTHERWISE NOTED	
PROFILE HUMBOLDT - WESTBOUND STA HW 43+00 TO STA HW 48+00	

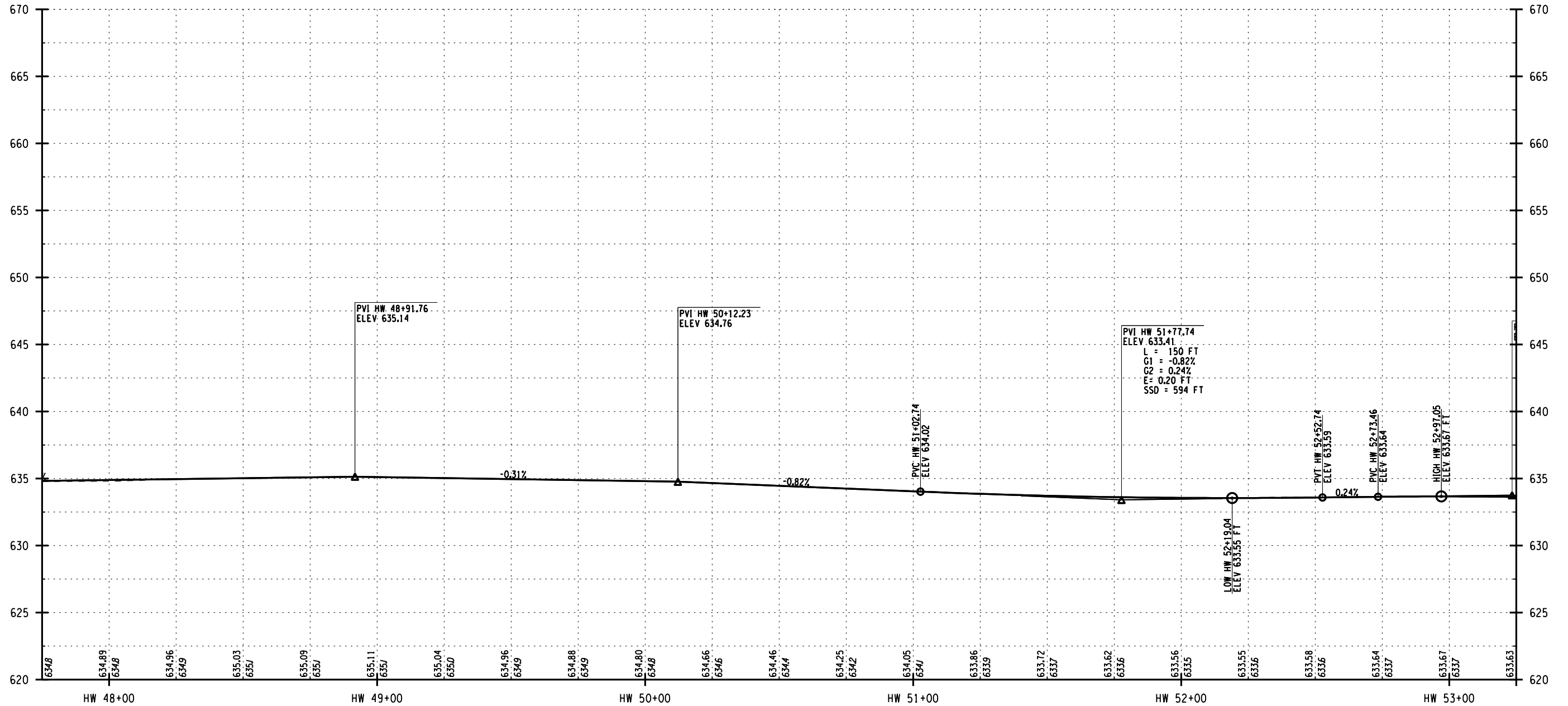
DRAWING NO. PRO-HWB	
SHEET NO.	
NEW YORK STATE DEPARTMENT OF TRANSPORTATION REGION 5	



C&S Engineers, Inc.
 150 State Street, Suite 120
 Rochester, New York 14614
 Phone: 585-325-8040
 Fax: 585-467-7588
 www.ccs.com

FILE NAME = **SYTIME**
 DATE/TIME = DGN\$SYTIME0123456
 USER = DGN\$USERNAME

DESIGN SUPERVISOR XX JOB MANAGER XX DESIGNED BY XX CHECKED BY XX ESTIMATED BY XX DRAFTED BY XX CHECKED BY XX



PREPARED BY: ON:	ALTERED BY: ON:
NO ALTERATION PERMITTED HEREON EXCEPT AS PROVIDED UNDER SECTION 7209 SUBDIVISION 2 OF THE NEW YORK EDUCATION LAW.	
AS BUILT REVISIONS DESCRIPTION OF WORK:	
SIGNATURE _____	DATE _____

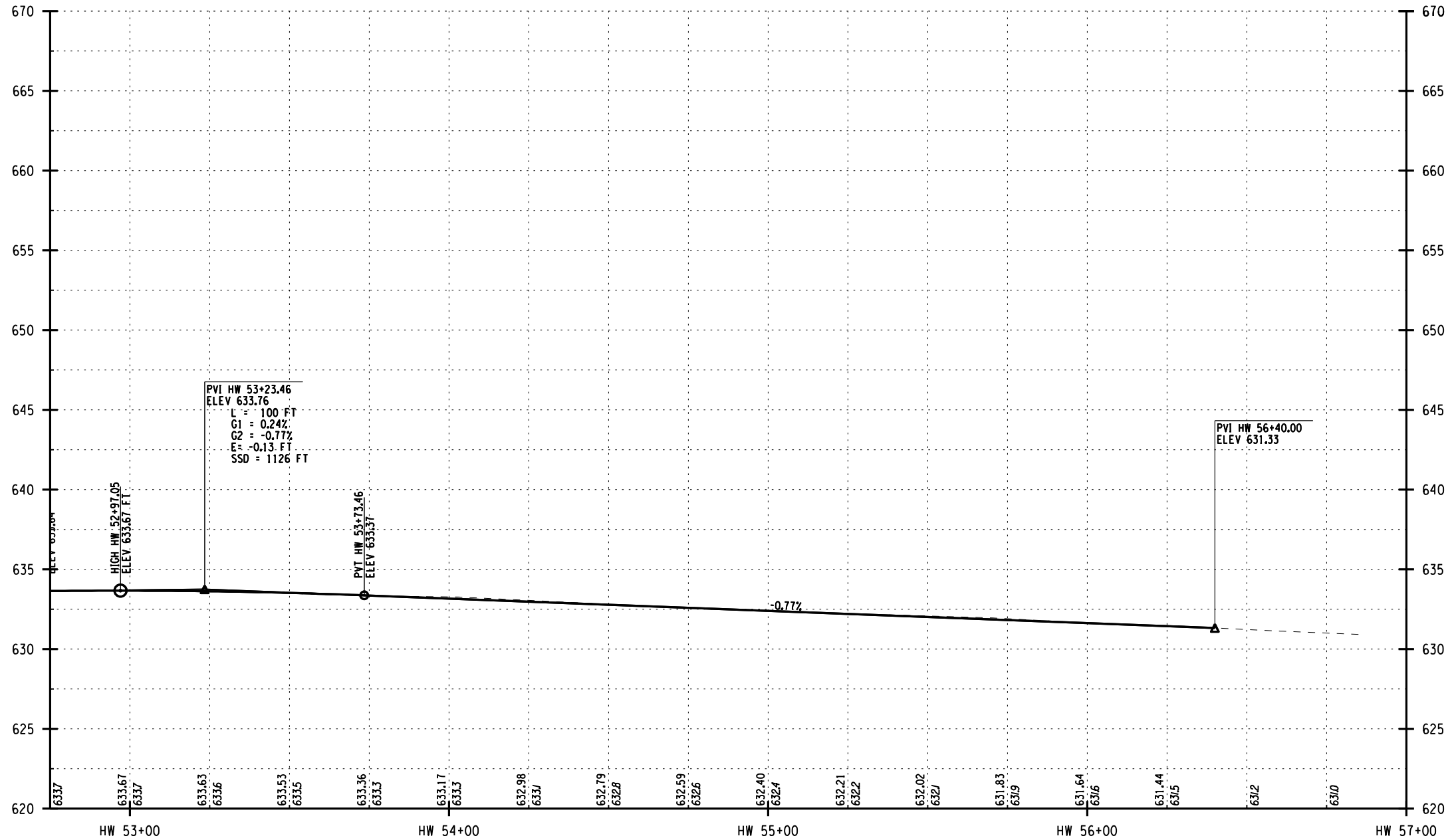
NYS RTE 33 / KENSINGTON EXPRESSWAY CONCEPT STUDY	PIN
NEW YORK STATE DEPARTMENT OF TRANSPORTATION	PS&E DATE
CITY OF BUFFALO	
COUNTY: ERIE	
DOCUMENT NAME: 551252_CPH_PROFILE_HW09.DGN	

ALL DIMENSIONS IN FT UNLESS OTHERWISE NOTED	
PROFILE HUMBOLDT - WESTBOUND STA HW 48+00 TO STA HW 53+00	

<small>C&S Engineers, Inc. 150 State Street, Suite 120 Rochester, New York 14614 Phone: 585-325-8040 Fax: 585-497-7588 www.ccs.com</small>	
DRAWING NO.	PRO-HW9
SHEET NO.	

FILE NAME = **SYTIME**
 DATE/TIME = DGN\$SYTIME0123456
 USER = DGN\$USERNAME

DESIGN SUPERVISOR XX JOB MANAGER XX DESIGNED BY XX CHECKED BY XX ESTIMATED BY XX DRAFTED BY XX CHECKED BY XX



PREPARED BY: ON:	ALTERED BY: ON:
NO ALTERATION PERMITTED HEREON EXCEPT AS PROVIDED UNDER SECTION 7209 SUBDIVISION 2 OF THE NEW YORK EDUCATION LAW.	
AS BUILT REVISIONS DESCRIPTION OF WORK:	
SIGNATURE _____	DATE _____

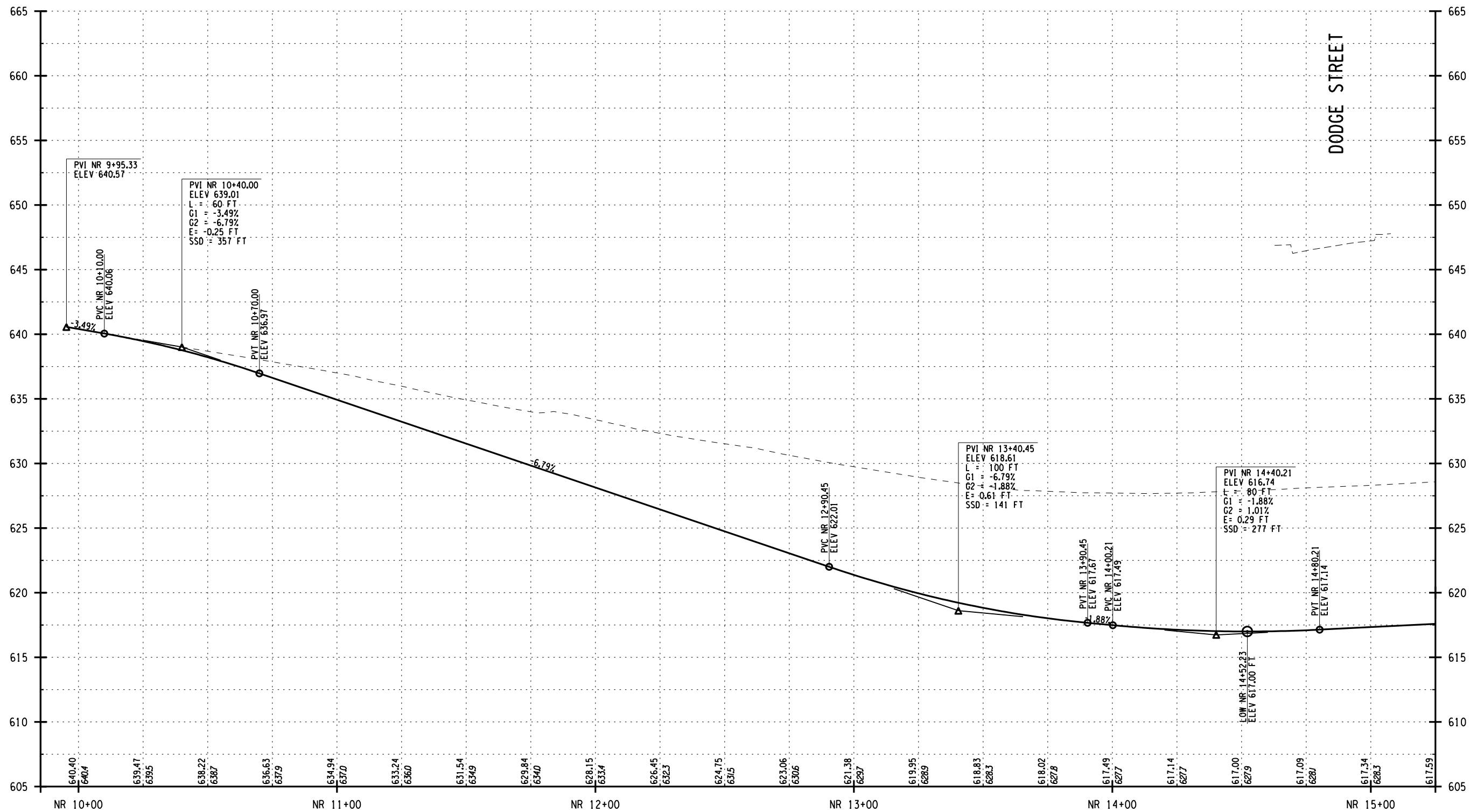
NYS RTE 33 / KENSINGTON EXPRESSWAY CONCEPT STUDY	PIN
NEW YORK STATE DEPARTMENT OF TRANSPORTATION	PS&E DATE
CITY OF BUFFALO	
COUNTY: ERIE	
DOCUMENT NAME: 551252_CPH_PROFILE_HW10.DGN	

ALL DIMENSIONS IN FT UNLESS OTHERWISE NOTED	
PROFILE HUMBOLDT - WESTBOUND STA HW 53+00 TO STA HW 57+00	

C&S Engineers, Inc. 150 State Street, Suite 120 Rochester, New York 14614 Phone: 585-325-8040 Fax: 585-497-7588 www.ccs.com	
DRAWING NO.	PRO-HW10
SHEET NO.	

FILE NAME = **SYTIME**
 DATE/TIME = DGN\$SYTIME0123456
 USER = DGN\$USERNAME

DESIGN SUPERVISOR XX JOB MANAGER XX DESIGNED BY XX CHECKED BY XX ESTIMATED BY XX DRAFTED BY XX CHECKED BY XX



PREPARED BY: ON:	ALTERED BY: ON:
NO ALTERATION PERMITTED HEREON EXCEPT AS PROVIDED UNDER SECTION 7209 SUBDIVISION 2 OF THE NEW YORK EDUCATION LAW.	
SIGNATURE	DATE

AS BUILT REVISIONS DESCRIPTION OF WORK:	NYS RTE 33 / KENSINGTON EXPRESSWAY CONCEPT STUDY	PIN
	NEW YORK STATE DEPARTMENT OF TRANSPORTATION	PS&E DATE
	CITY OF BUFFALO	
	COUNTY: ERIE	
	DOCUMENT NAME: 551252_CPH_PROFILE_NR01.DGN	

ALL DIMENSIONS IN FT UNLESS OTHERWISE NOTED	
PROFILE EASTBOUND AUXILIARY LANE STA NR 10+00 TO STA NR 15+00	

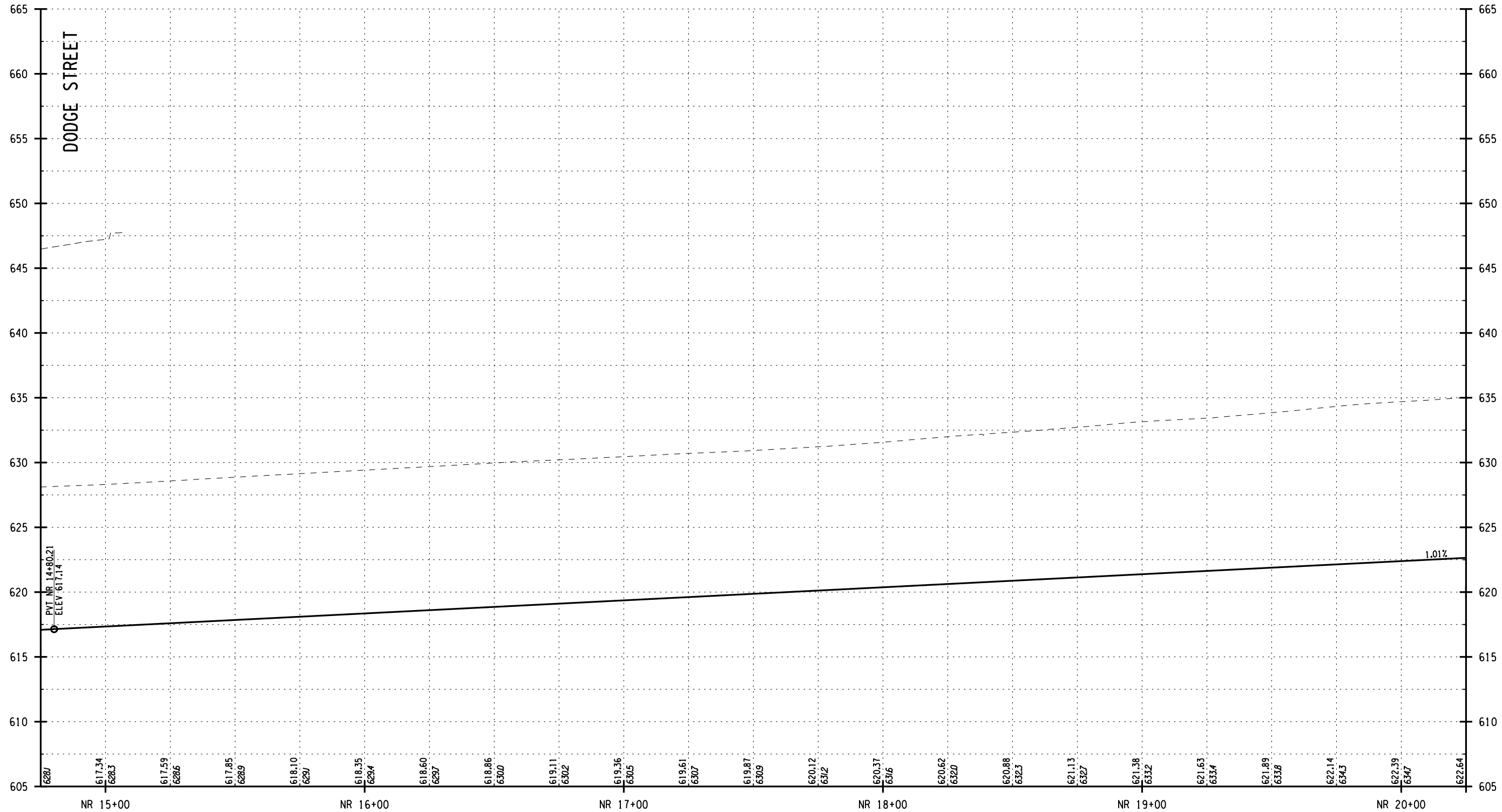
NEW YORK STATE DEPARTMENT OF TRANSPORTATION REGION 5	
DRAWING NO. PRO-NR1	
SHEET NO.	



C&S Engineers, Inc.
 150 State Street, Suite 120
 Rochester, New York 14614
 Phone: 585-325-8040
 Fax: 585-497-7588
 www.ccs.com

FILE NAME = **SYTIME**
 DATE/TIME = DGN\$SYTIME0123456
 USER = DGN\$USERNAME

DESIGN SUPERVISOR XX JOB MANAGER XX DESIGNED BY XX CHECKED BY XX ESTIMATED BY XX DRAFTED BY XX CHECKED BY XX



PREPARED BY: ON:	ALTERED BY: ON:
NO ALTERATION PERMITTED HEREON EXCEPT AS PROVIDED UNDER SECTION 7209 SUBDIVISION 2 OF THE NEW YORK EDUCATION LAW.	
AS BUILT REVISIONS DESCRIPTION OF WORK:	
SIGNATURE _____	DATE _____

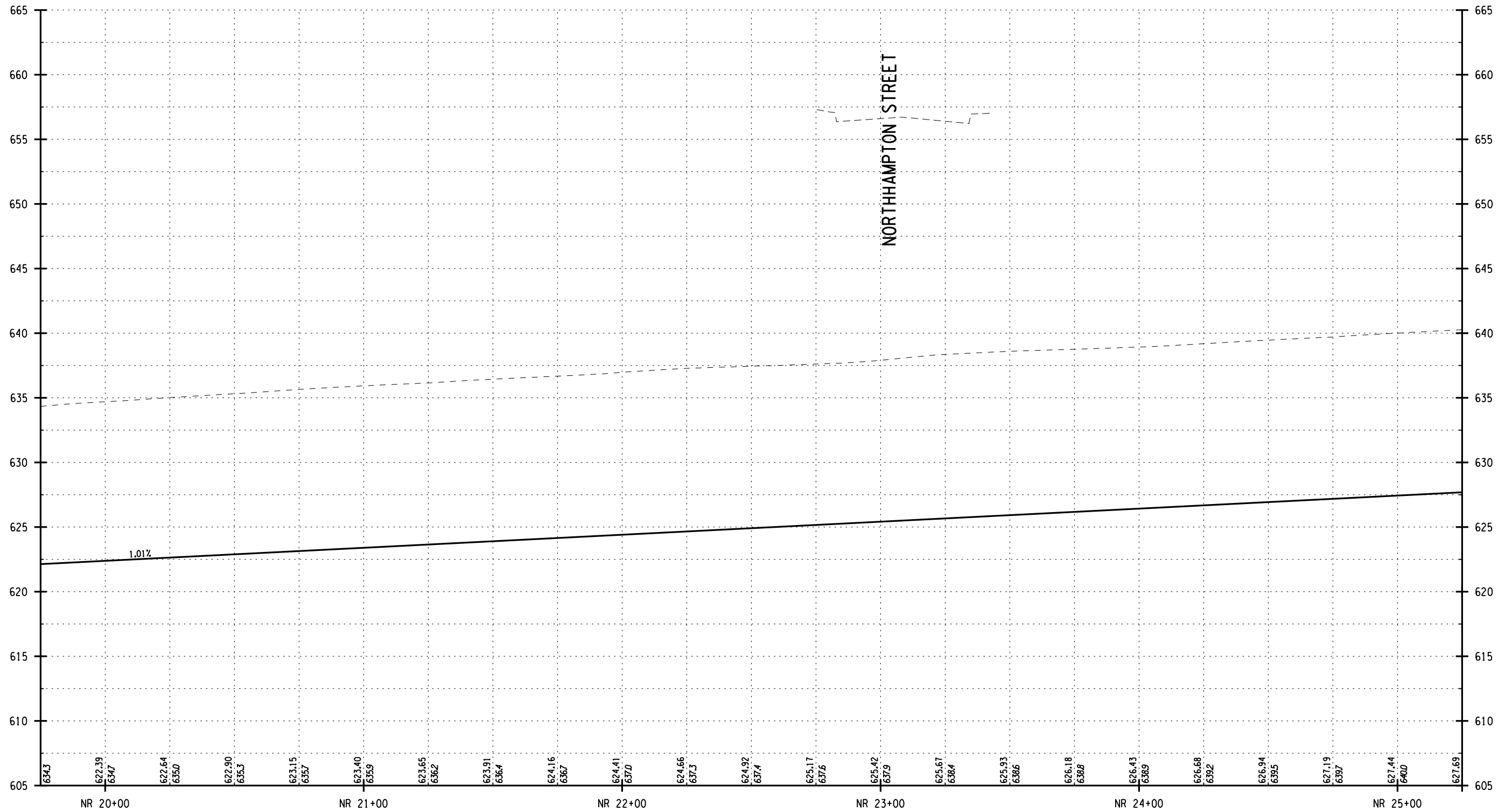
NYS RTE 33 / KENSINGTON EXPRESSWAY CONCEPT STUDY	PIN
NEW YORK STATE DEPARTMENT OF TRANSPORTATION	PS&E DATE
CITY OF BUFFALO	
COUNTY: ERIE	
DOCUMENT NAME: 551252_CPH_PROFILE_NR02.DGN	

ALL DIMENSIONS IN FT UNLESS OTHERWISE NOTED	
PROFILE EASTBOUND AUXILIARY LANE STA NR 15+00 TO STA NR 20+00	

C&S COMPANIES C&S Engineers, Inc. 150 State Street, Suite 120 Rochester, New York 14614 Phone: 585-325-8040 Fax: 585-497-7588 www.ccs.com	DRAWING NO. PRO-NR2 SHEET NO.
NEW YORK STATE DEPARTMENT OF TRANSPORTATION REGION 5	

FILE NAME = **SYTIME**
 DATE/TIME = DGN\$SYTIME0123456
 USER = DGN\$USERNAME

DESIGN SUPERVISOR _____ XX _____ DRAFTED BY _____ XX _____ CHECKED BY _____ XX _____
 JOB MANAGER _____ XX _____ DESIGNED BY _____ XX _____ CHECKED BY _____ XX _____ ESTIMATED BY _____ XX _____



PREPARED BY: ON:	ALTERED BY: ON:
NO ALTERATION PERMITTED HEREON EXCEPT AS PROVIDED UNDER SECTION 7209 SUBDIVISION 2 OF THE NEW YORK EDUCATION LAW.	
AS BUILT REVISIONS DESCRIPTION OF WORK:	
_____ SIGNATURE	_____ DATE

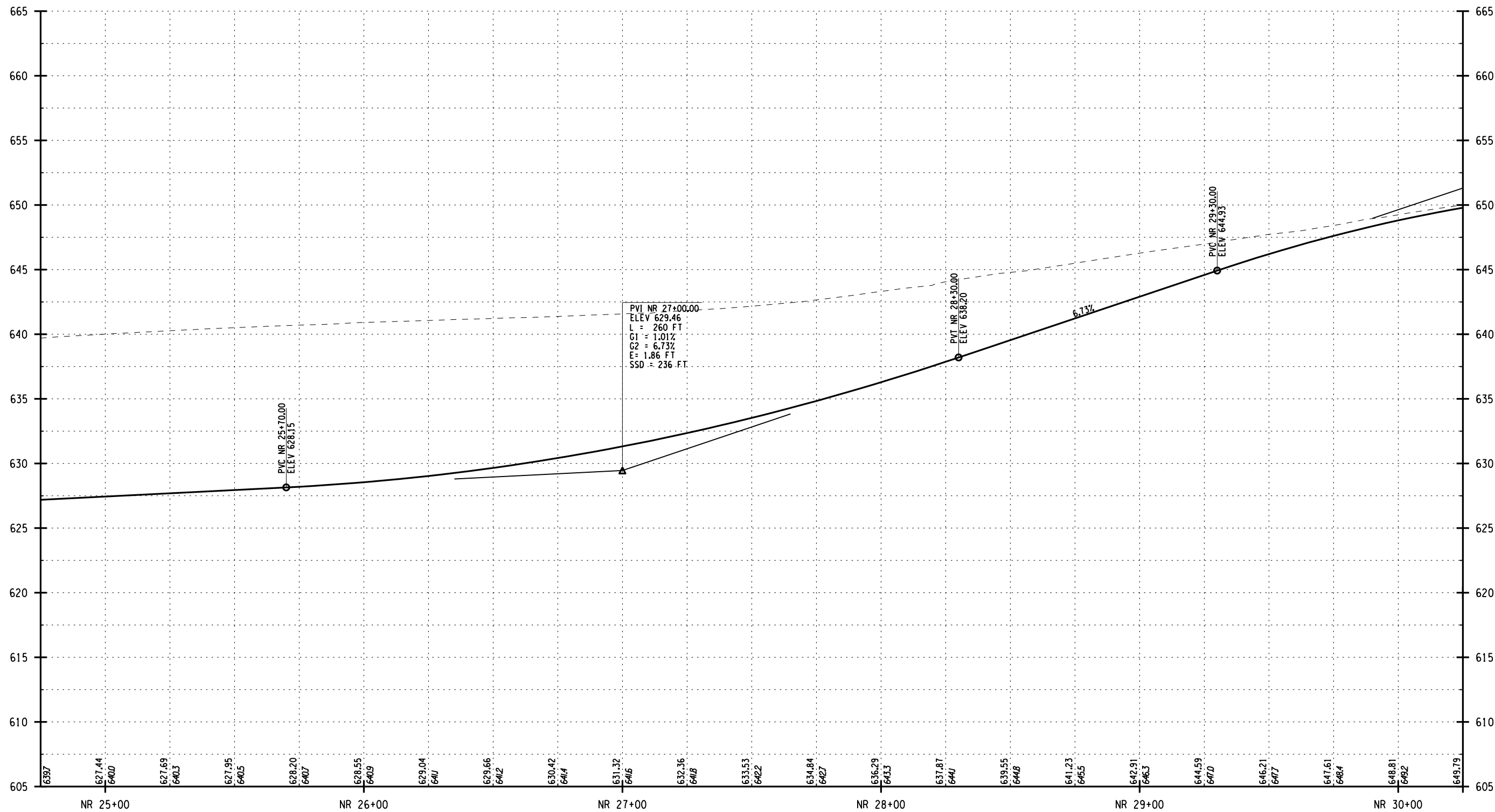
NYS RTE 33 / KENSINGTON EXPRESSWAY CONCEPT STUDY	PIN
NEW YORK STATE DEPARTMENT OF TRANSPORTATION	PS&E DATE
CITY OF BUFFALO	
COUNTY: ERIE	
DOCUMENT NAME: 551252_CPH_PROFILE_NR03.DGN	

ALL DIMENSIONS IN FT UNLESS OTHERWISE NOTED	
PROFILE EASTBOUND AUXILIARY LANE STA NR 20+00 TO STA NR 25+00	

C&S COMPANIES C&S Engineers, Inc. 150 State Street, Suite 120 Rochester, New York 14614 Phone: 585-325-8040 Fax: 585-497-7588 www.ccs.com	DRAWING NO. PRO-NR3 SHEET NO.
NEW YORK STATE DEPARTMENT OF TRANSPORTATION REGION 5	

FILE NAME = **SYTIME**
 DATE/TIME = DGN\$SYTIME0123456
 USER = DGN\$USERNAME

DESIGN SUPERVISOR XX JOB MANAGER XX DESIGNED BY XX CHECKED BY XX ESTIMATED BY XX DRAFTED BY XX CHECKED BY XX



PREPARED BY: ON:	ALTERED BY: ON:
NO ALTERATION PERMITTED HEREON EXCEPT AS PROVIDED UNDER SECTION 7209 SUBDIVISION 2 OF THE NEW YORK EDUCATION LAW.	
SIGNATURE	DATE

AS BUILT REVISIONS DESCRIPTION OF WORK:	NYS RTE 33 / KENSINGTON EXPRESSWAY CONCEPT STUDY	PIN
	NEW YORK STATE DEPARTMENT OF TRANSPORTATION	PS&E DATE
	CITY OF BUFFALO	
	COUNTY: ERIE	
	DOCUMENT NAME: 551252_CPH_PROFILE_NR04.DGN	

ALL DIMENSIONS IN FT UNLESS OTHERWISE NOTED	
PROFILE EASTBOUND AUXILIARY LANE STA NR 25+00 TO STA NR 30+00	

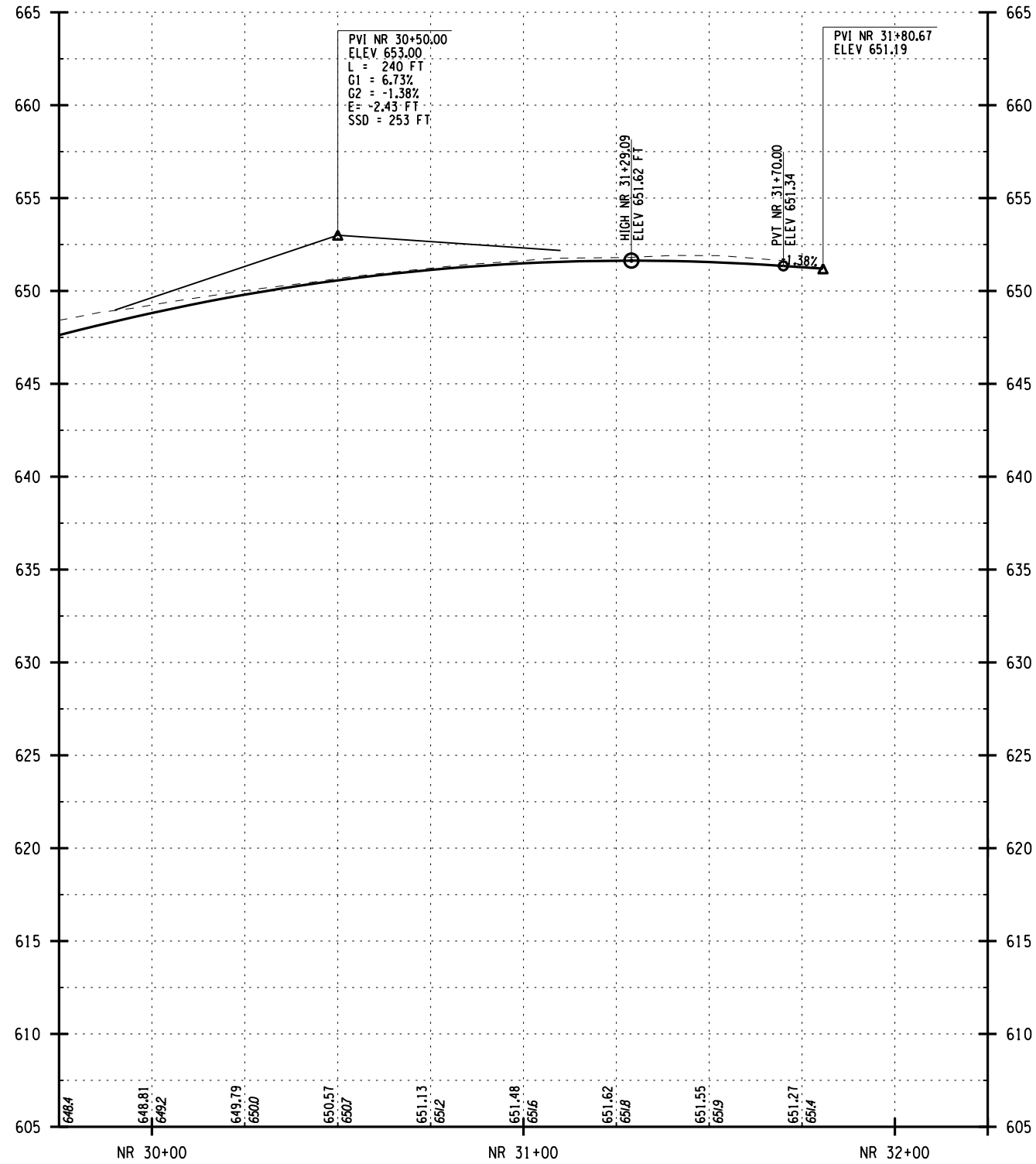
NEW YORK STATE DEPARTMENT OF TRANSPORTATION REGION 5	
DRAWING NO.	PRO-NR4
SHEET NO.	



C&S Engineers, Inc.
 150 State Street, Suite 120
 Rochester, New York 14614
 Phone: 585-325-8040
 Fax: 585-497-7588
 www.ccs.com

FILE NAME = **SYTIME**
 DATE/TIME = DGN\$SYTIME0123456
 USER = DGN\$USERNAME

DESIGN SUPERVISOR XX JOB MANAGER XX DESIGNED BY XX CHECKED BY XX ESTIMATED BY XX DRAFTED BY XX CHECKED BY XX



PREPARED BY: ON:	ALTERED BY: ON:

NO ALTERATION PERMITTED HEREON EXCEPT AS PROVIDED UNDER SECTION 7209 SUBDIVISION 2 OF THE NEW YORK EDUCATION LAW.

AS BUILT REVISIONS DESCRIPTION OF WORK:	NYS RTE 33 / KENSINGTON EXPRESSWAY CONCEPT STUDY
	NEW YORK STATE DEPARTMENT OF TRANSPORTATION
	CITY OF BUFFALO
	COUNTY: ERIE
	DOCUMENT NAME: 551252_CPH_PROFILE_NR05.DGN

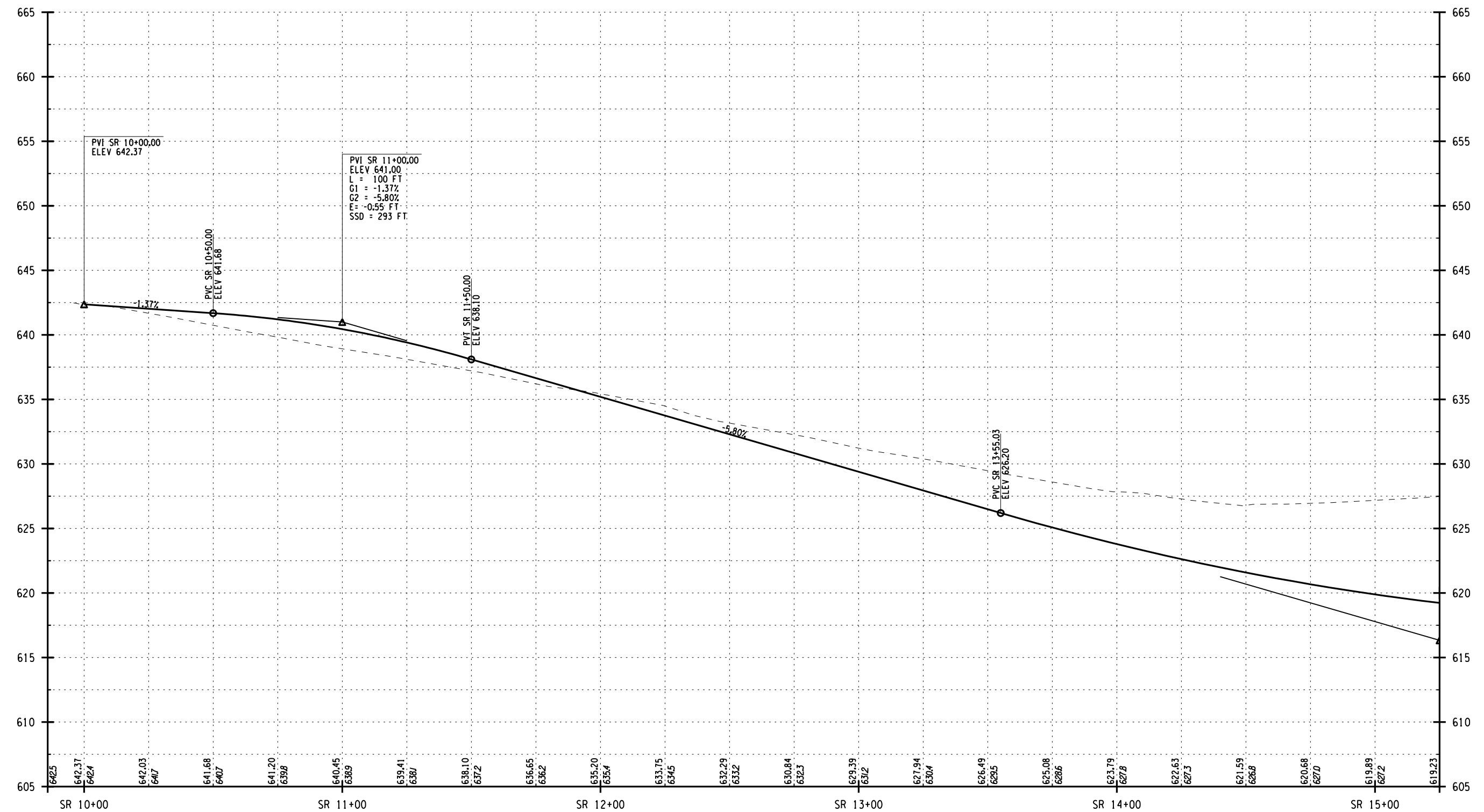
PIN	PS&E DATE

ALL DIMENSIONS IN FT UNLESS OTHERWISE NOTED
PROFILE EASTBOUND AUXILIARY LANE STA NR 30+00 TO STA NR 32+00

C&S COMPANIES	C&S Engineers, Inc. 150 State Street, Suite 120 Rochester, New York 14614 Phone: 585-325-8040 Fax: 585-467-7588 www.ccs.com
DRAWING NO.	PRO-NR5
SHEET NO.	

FILE NAME = **SYTIME**
 DATE/TIME = DGN\$SYTIME0123456
 USER = DGN\$USERNAME

DESIGN SUPERVISOR XX JOB MANAGER XX DESIGNED BY XX CHECKED BY XX ESTIMATED BY XX DRAFTED BY XX CHECKED BY XX



PREPARED BY: ON:	ALTERED BY: ON:

NO ALTERATION PERMITTED HEREON EXCEPT AS PROVIDED UNDER SECTION 7209 SUBDIVISION 2 OF THE NEW YORK EDUCATION LAW.

AS BUILT REVISIONS
 DESCRIPTION OF WORK:

SIGNATURE _____ DATE _____

NYS RTE 33 / KENSINGTON EXPRESSWAY CONCEPT STUDY	PIN
NEW YORK STATE DEPARTMENT OF TRANSPORTATION	PS&E DATE
CITY OF BUFFALO	
COUNTY: ERIE	
DOCUMENT NAME: 551252_CPH_PROFILE_SR01.DGN	

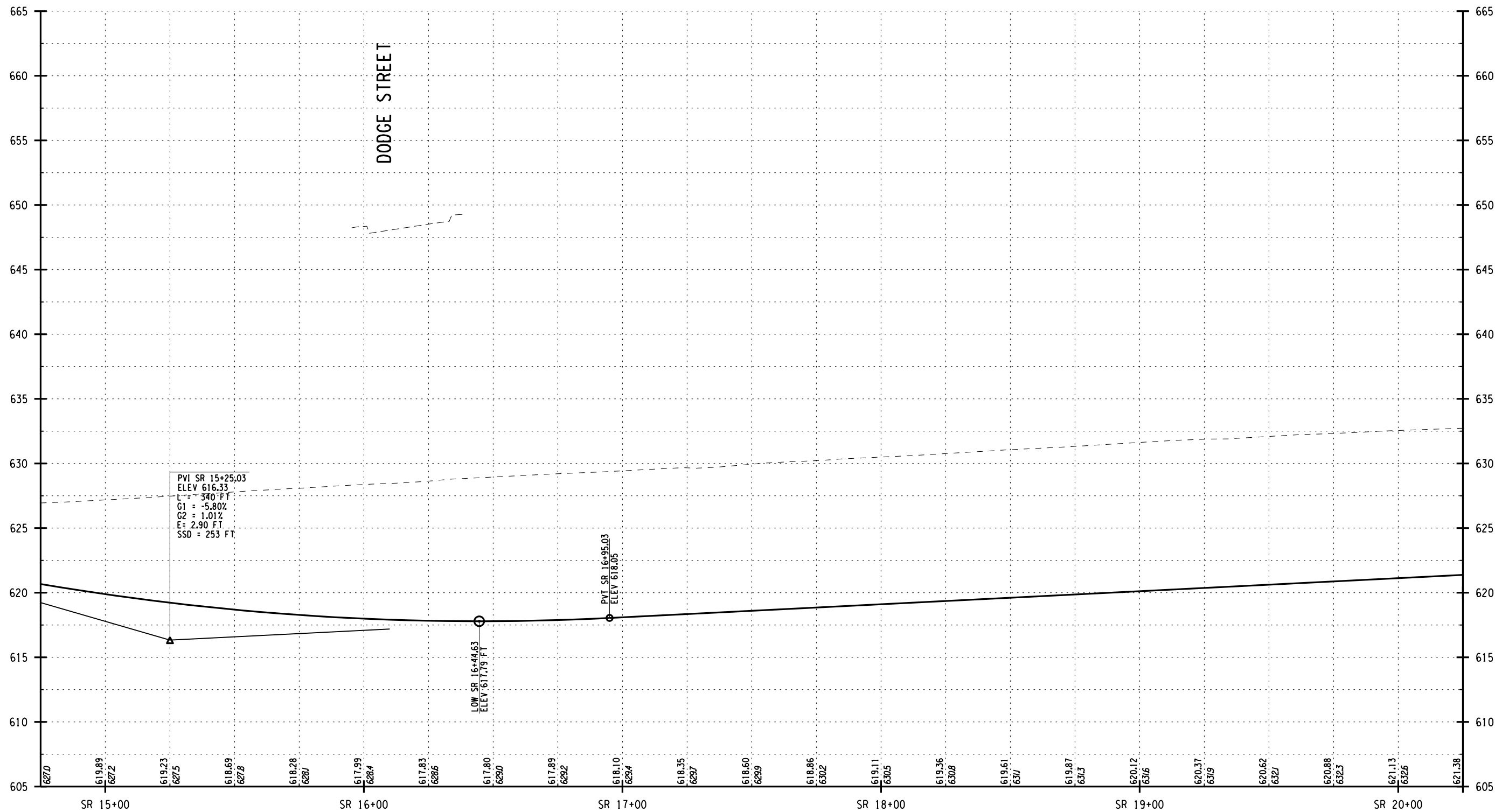
ALL DIMENSIONS IN FT UNLESS OTHERWISE NOTED

PROFILE
WESTBOUND AUXILIARY LANE
STA SR 10+00 TO STA SR 15+00

C&S COMPANIES	C&S Engineers, Inc. 150 State Street, Suite 120 Rochester, New York 14614 Phone: 585-325-8040 Fax: 585-467-7588 www.ccs.com
DRAWING NO.	PRO-SR1
SHEET NO.	

FILE NAME = **SYTIME**
 DATE/TIME = DGN\$SYTIME0123456
 USER = DGN\$USERNAME

DESIGN SUPERVISOR XX JOB MANAGER XX DESIGNED BY XX CHECKED BY XX ESTIMATED BY XX DRAFTED BY XX CHECKED BY XX



PREPARED BY: ON:	ALTERED BY: ON:

NO ALTERATION PERMITTED HEREON EXCEPT AS PROVIDED UNDER SECTION 7209 SUBDIVISION 2 OF THE NEW YORK EDUCATION LAW.

AS BUILT REVISIONS DESCRIPTION OF WORK:	SIGNATURE _____	DATE _____
--	-----------------	------------

NYS RTE 33 / KENSINGTON EXPRESSWAY CONCEPT STUDY	PIN
NEW YORK STATE DEPARTMENT OF TRANSPORTATION	PS&E DATE
CITY OF BUFFALO	
COUNTY: ERIE	
DOCUMENT NAME: 551252_CPH_PROFILE_SR02.DGN	

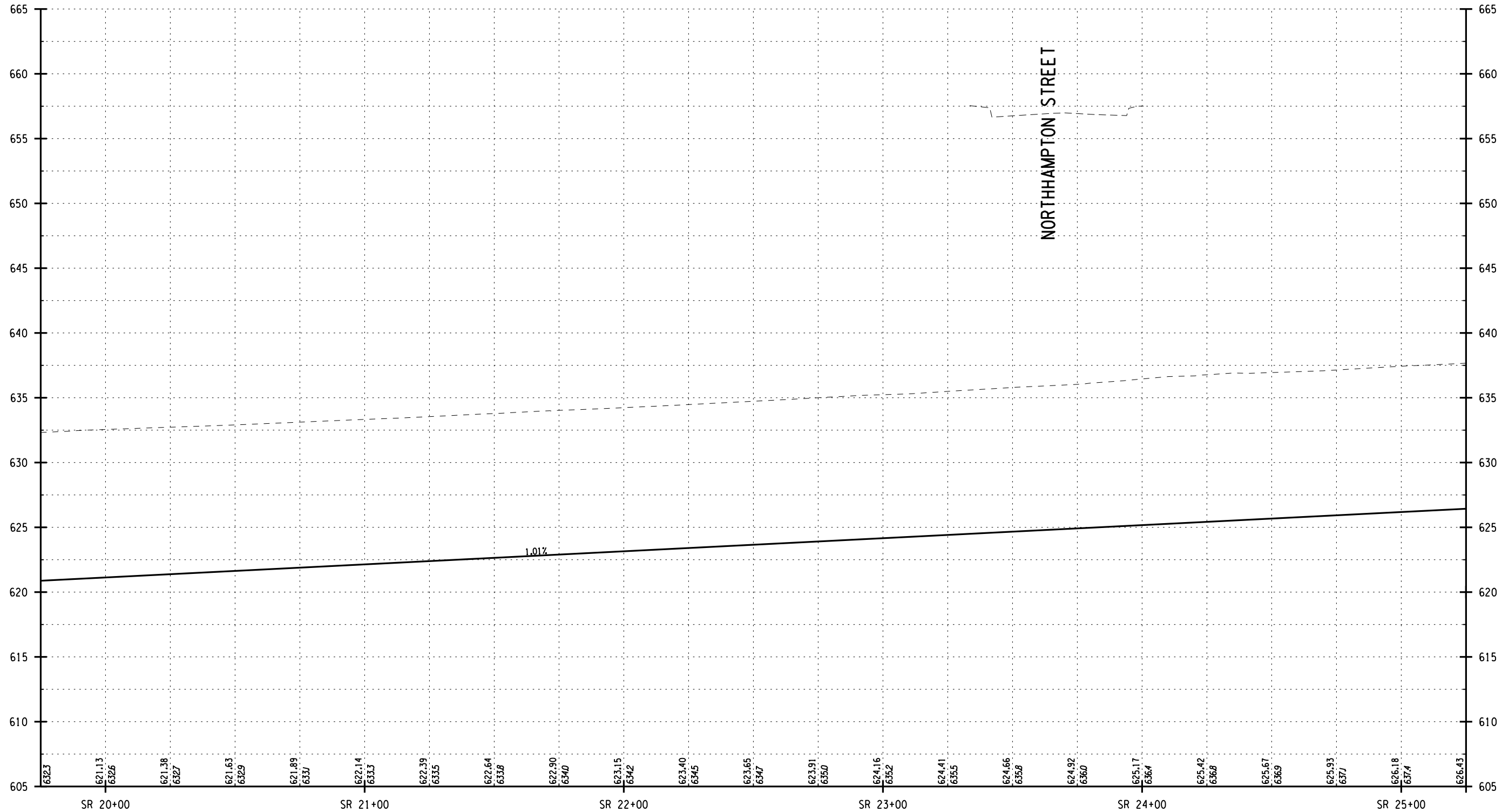
ALL DIMENSIONS IN FT UNLESS OTHERWISE NOTED
PROFILE WESTBOUND AUXILIARY LANE STA SR 15+00 TO STA SR 20+00

	DRAWING NO. PRO-SR2
	SHEET NO.

C&S Engineers, Inc.
 150 State Street, Suite 120
 Rochester, New York 14614
 Phone: 585-325-8040
 Fax: 585-467-7588
 www.ccs.com

FILE NAME = **SYTIME**
 DATE/TIME = DGN\$SYTIME0123456
 USER = DGN\$USERNAME

DESIGN SUPERVISOR XX JOB MANAGER XX DESIGNED BY XX CHECKED BY XX ESTIMATED BY XX DRAFTED BY XX CHECKED BY XX



PREPARED BY: ON:	ALTERED BY: ON:
NO ALTERATION PERMITTED HEREON EXCEPT AS PROVIDED UNDER SECTION 7209 SUBDIVISION 2 OF THE NEW YORK EDUCATION LAW.	
AS BUILT REVISIONS DESCRIPTION OF WORK:	
SIGNATURE _____	DATE _____

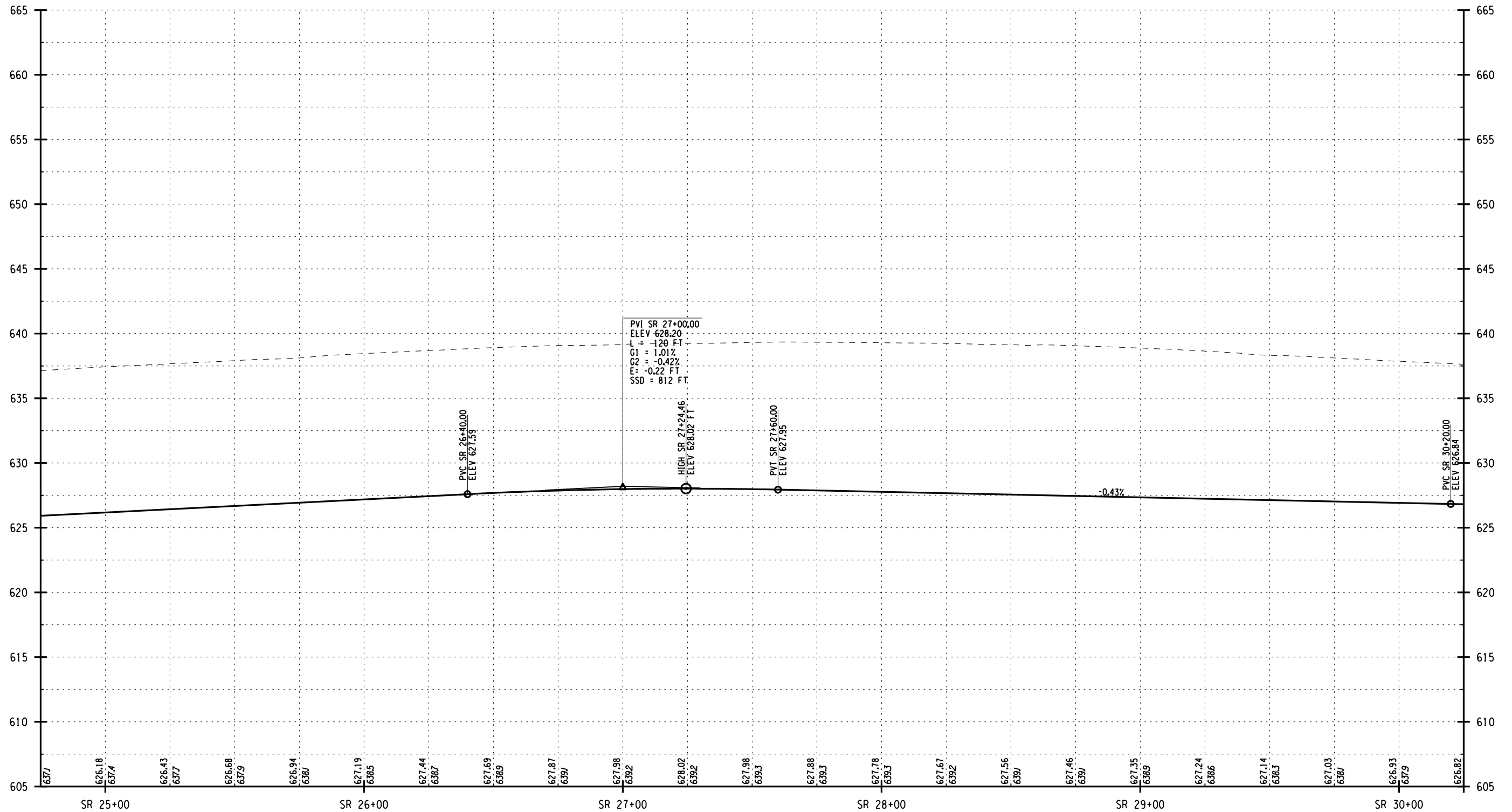
NYS RTE 33 / KENSINGTON EXPRESSWAY CONCEPT STUDY	PIN
NEW YORK STATE DEPARTMENT OF TRANSPORTATION	PS&E DATE
CITY OF BUFFALO	
COUNTY: ERIE	
DOCUMENT NAME: 551252_CPH_PROFILE_SR03.DGN	

ALL DIMENSIONS IN FT UNLESS OTHERWISE NOTED PROFILE WESTBOUND AUXILIARY LANE STA SR 20+00 TO STA SR 25+00	
---	--

	C&S Engineers, Inc. 150 State Street, Suite 120 Rochester, New York 14614 Phone: 585-325-8040 Fax: 585-497-7588 www.ccs.com
	DRAWING NO. PRO-SR3 SHEET NO.

FILE NAME = **SYTIME**
 DATE/TIME = DGN\$SYTIME0123456
 USER = DGN\$USERNAME

DESIGN SUPERVISOR XX JOB MANAGER XX DESIGNED BY XX CHECKED BY XX DRAFTED BY XX ESTIMATED BY XX CHECKED BY XX



PREPARED BY: ON:	ALTERED BY: ON:
NO ALTERATION PERMITTED HEREON EXCEPT AS PROVIDED UNDER SECTION 7209 SUBDIVISION 2 OF THE NEW YORK EDUCATION LAW.	
SIGNATURE _____	DATE _____

AS BUILT REVISIONS DESCRIPTION OF WORK:	NYS RTE 33 / KENSINGTON EXPRESSWAY CONCEPT STUDY	PIN
	NEW YORK STATE DEPARTMENT OF TRANSPORTATION	PS&E DATE
	CITY OF BUFFALO	
	COUNTY: ERIE	
	DOCUMENT NAME: 551252_CPH_PROFILE_SR04.DGN	

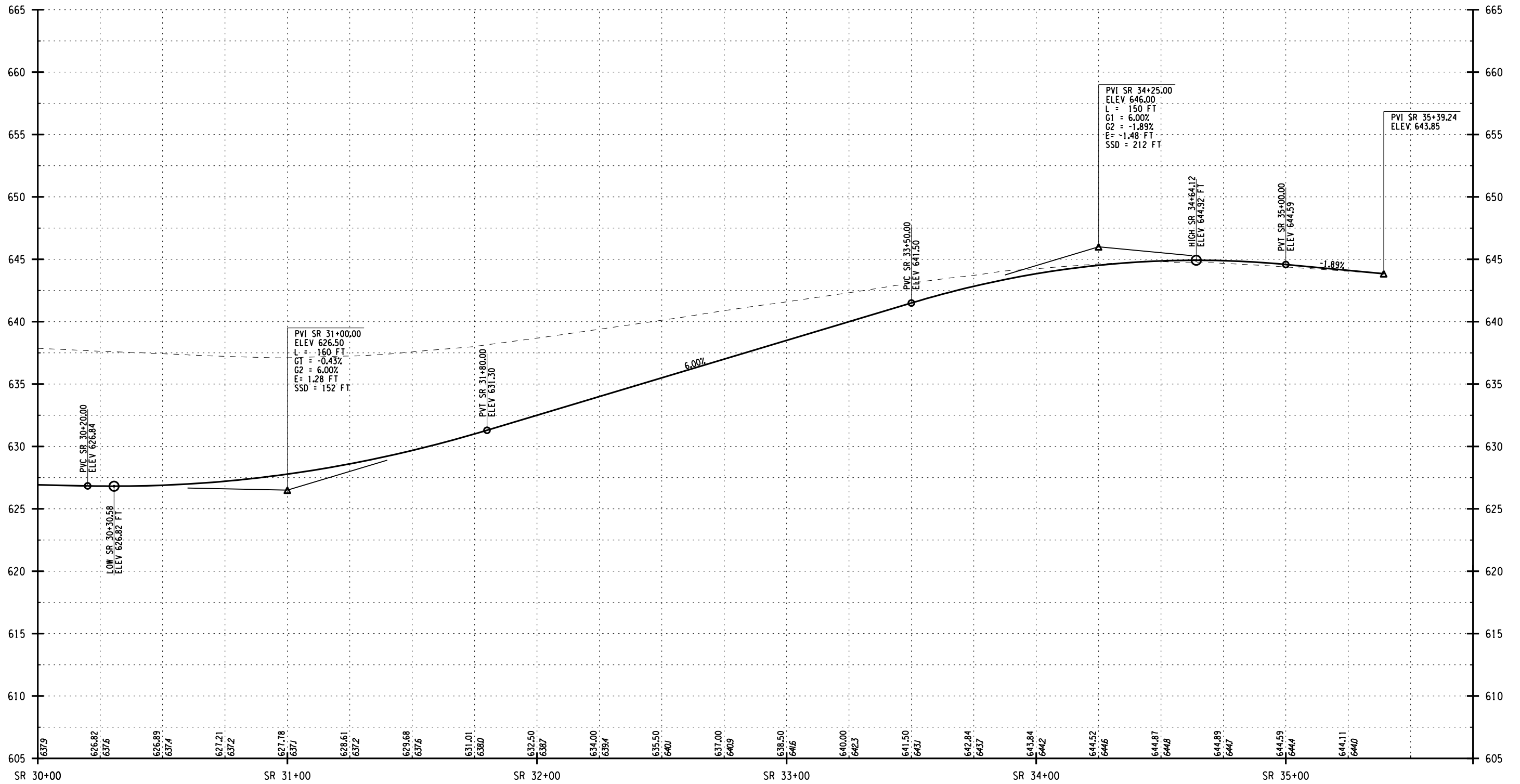
ALL DIMENSIONS IN FT UNLESS OTHERWISE NOTED	
PROFILE WESTBOUND AUXILIARY LANE STA SR 25+00 TO STA SR 30+00	

DRAWING NO. PRO-SR4
SHEET NO.

C&S COMPANIES
 C&S Engineers, Inc.
 150 State Street, Suite 120
 Rochester, New York 14614
 Phone: 585-325-8040
 Fax: 585-497-7588
 www.ccs.com

FILE NAME = **SYTIME**
 DATE/TIME = DGN\$SYTIME0123456
 USER = DGN\$USERNAME

DESIGN SUPERVISOR XX JOB MANAGER XX DESIGNED BY XX CHECKED BY XX ESTIMATED BY XX DRAFTED BY XX CHECKED BY XX



PREPARED BY: ON:	ALTERED BY: ON:
NO ALTERATION PERMITTED HEREON EXCEPT AS PROVIDED UNDER SECTION 7209 SUBDIVISION 2 OF THE NEW YORK EDUCATION LAW.	
AS BUILT REVISIONS DESCRIPTION OF WORK:	
SIGNATURE _____	DATE _____

NYS RTE 33 / KENSINGTON EXPRESSWAY CONCEPT STUDY	PIN
NEW YORK STATE DEPARTMENT OF TRANSPORTATION	PS&E DATE
CITY OF BUFFALO	
COUNTY: ERIE	
DOCUMENT NAME: 551252_CPH_PROFILE_SR05.DGN	

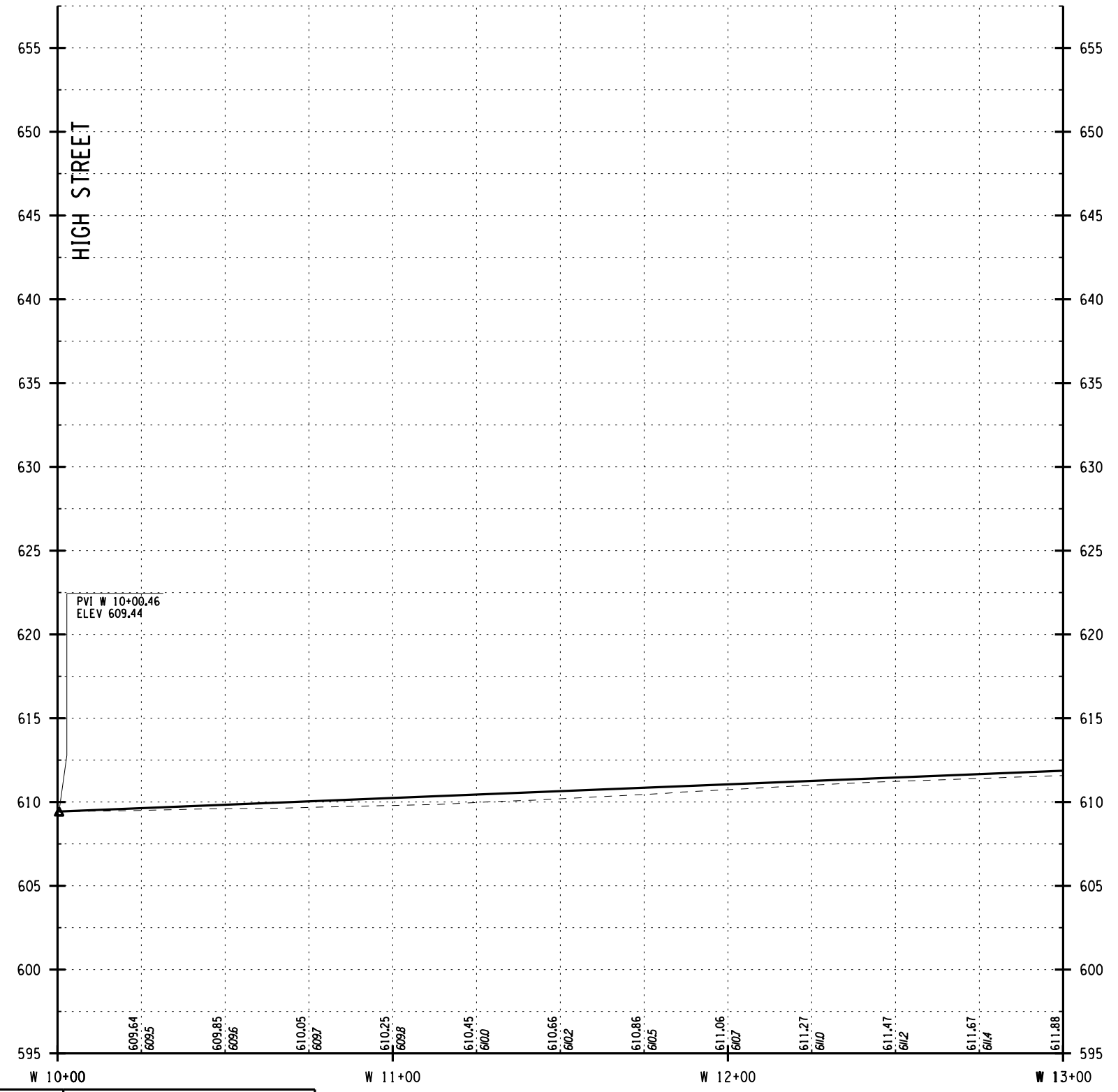
ALL DIMENSIONS IN FT UNLESS OTHERWISE NOTED	
PROFILE WESTBOUND AUXILIARY LANE STA SR 30+00 TO STA SR 35+50	

DRAWING NO. PRO-SR5
SHEET NO.

C&S
COMPANIES
C&S Engineers, Inc.
150 State Street, Suite 120
Rochester, New York 14614
Phone: 585-325-8040
Fax: 585-467-7588
www.ccs.com

FILE NAME = **SYTIME**
 DATE/TIME = DGN&SYTIME0123456
 USER = DGN&USERNAME

DESIGN SUPERVISOR XX JOB MANAGER XX DESIGNED BY XX CHECKED BY XX ESTIMATED BY XX DRAFTED BY XX CHECKED BY XX



PREPARED BY: ON:	ALTERED BY: ON:
---------------------	--------------------

NO ALTERATION PERMITTED HEREON EXCEPT AS PROVIDED UNDER SECTION 7209 SUBDIVISION 2 OF THE NEW YORK EDUCATION LAW.

AS BUILT REVISIONS
DESCRIPTION OF WORK:

SIGNATURE _____ DATE _____

NYS RTE 33 / KENSINGTON EXPRESSWAY CONCEPT STUDY	PIN
NEW YORK STATE DEPARTMENT OF TRANSPORTATION	
CITY OF BUFFALO	PS&E DATE
COUNTY: ERIE	
DOCUMENT NAME: 551252_CPH_PROFILE_W01.DGN	

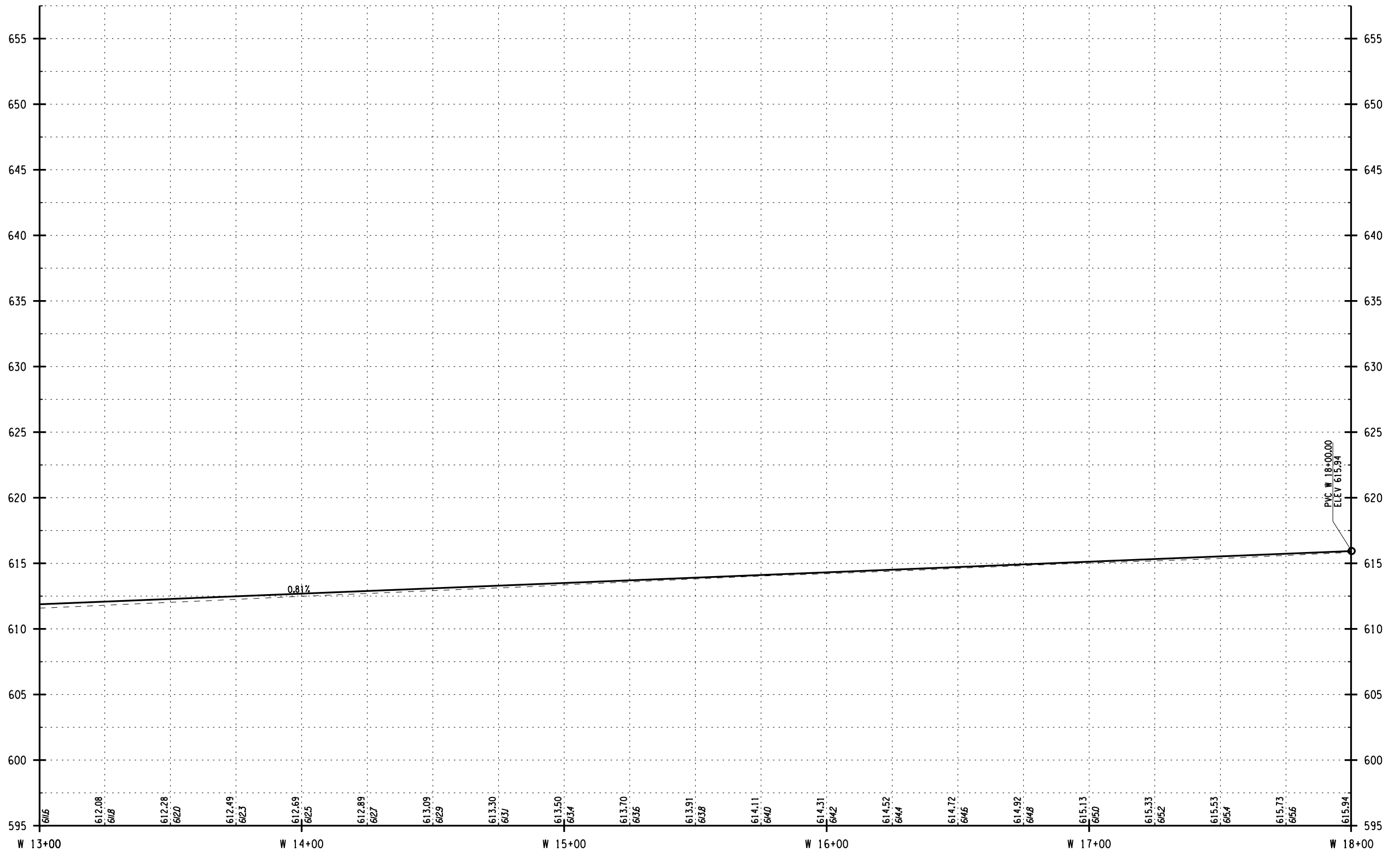
ALL DIMENSIONS IN FT UNLESS OTHERWISE NOTED	
PROFILE - WESTBOUND STA W 10+00 TO STA W 13+00	

DRAWING NO.	PRO-W1
SHEET NO.	

C&S Engineers, Inc.
 150 State Street, Suite 120
 Rochester, New York 14614
 Phone: 585-325-9040
 Fax: 585-497-7588
 www.ccs.com

FILE NAME = **SYTIME**
 DATE/TIME = DGN\$SYTIME0123456
 USER = DGN\$USERNAME

DESIGN SUPERVISOR XX JOB MANAGER XX DESIGNED BY XX CHECKED BY XX ESTIMATED BY XX DRAFTED BY XX CHECKED BY XX



PREPARED BY: ON:	ALTERED BY: ON:
NO ALTERATION PERMITTED HEREON EXCEPT AS PROVIDED UNDER SECTION 7209 SUBDIVISION 2 OF THE NEW YORK EDUCATION LAW.	
AS BUILT REVISIONS DESCRIPTION OF WORK:	
SIGNATURE _____	DATE _____

NYS RTE 33 / KENSINGTON EXPRESSWAY CONCEPT STUDY	PIN
NEW YORK STATE DEPARTMENT OF TRANSPORTATION	PS&E DATE
CITY OF BUFFALO	
COUNTY: ERIE	
DOCUMENT NAME: 551252_CPH_PROFILE_W02.DGN	

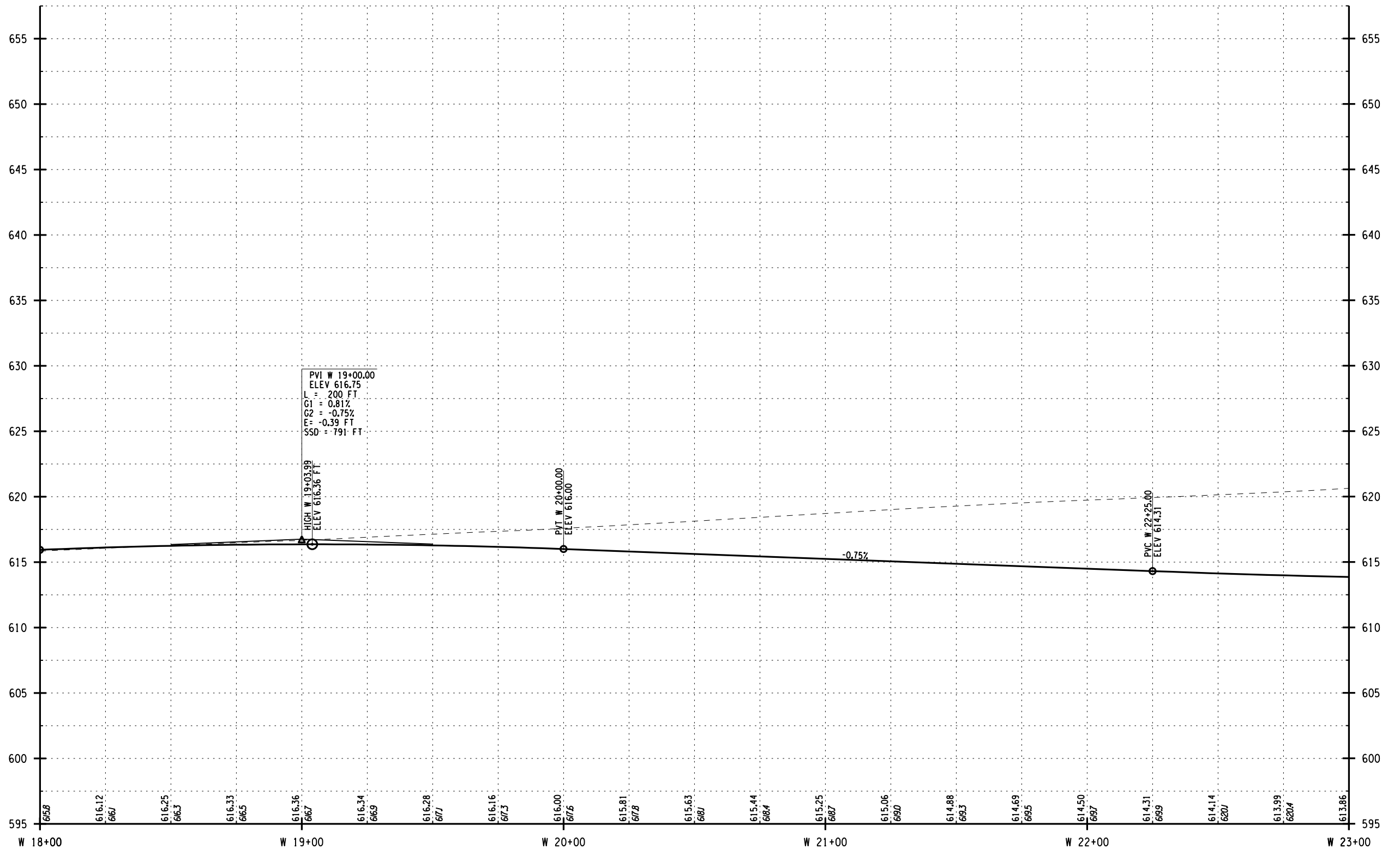
ALL DIMENSIONS IN FT UNLESS OTHERWISE NOTED	
PROFILE - WESTBOUND STA W 13+00 TO STA W 18+00	

DRAWING NO.	PRO-W2
SHEET NO.	

C&S
 COMPANIES
 C&S Engineers, Inc.
 150 State Street, Suite 120
 Rochester, New York 14614
 Phone: 585-325-8040
 Fax: 585-497-7588
 www.ccs.com

FILE NAME = **SYTIME**
 DATE/TIME = DGN**SYTIME0123456
 USER = DGN**USERNAME

DESIGN SUPERVISOR XX JOB MANAGER XX DESIGNED BY XX CHECKED BY XX ESTIMATED BY XX DRAFTED BY XX CHECKED BY XX



PREPARED BY: ON:	ALTERED BY: ON:
NO ALTERATION PERMITTED HEREON EXCEPT AS PROVIDED UNDER SECTION 7209 SUBDIVISION 2 OF THE NEW YORK EDUCATION LAW.	
AS BUILT REVISIONS DESCRIPTION OF WORK:	
SIGNATURE _____	DATE _____

NYS RTE 33 / KENSINGTON EXPRESSWAY CONCEPT STUDY		PIN
NEW YORK STATE DEPARTMENT OF TRANSPORTATION		PS&E DATE
CITY OF BUFFALO		
COUNTY: ERIE		
DOCUMENT NAME: 551252_CPH_PROFILE_W03.DGN		

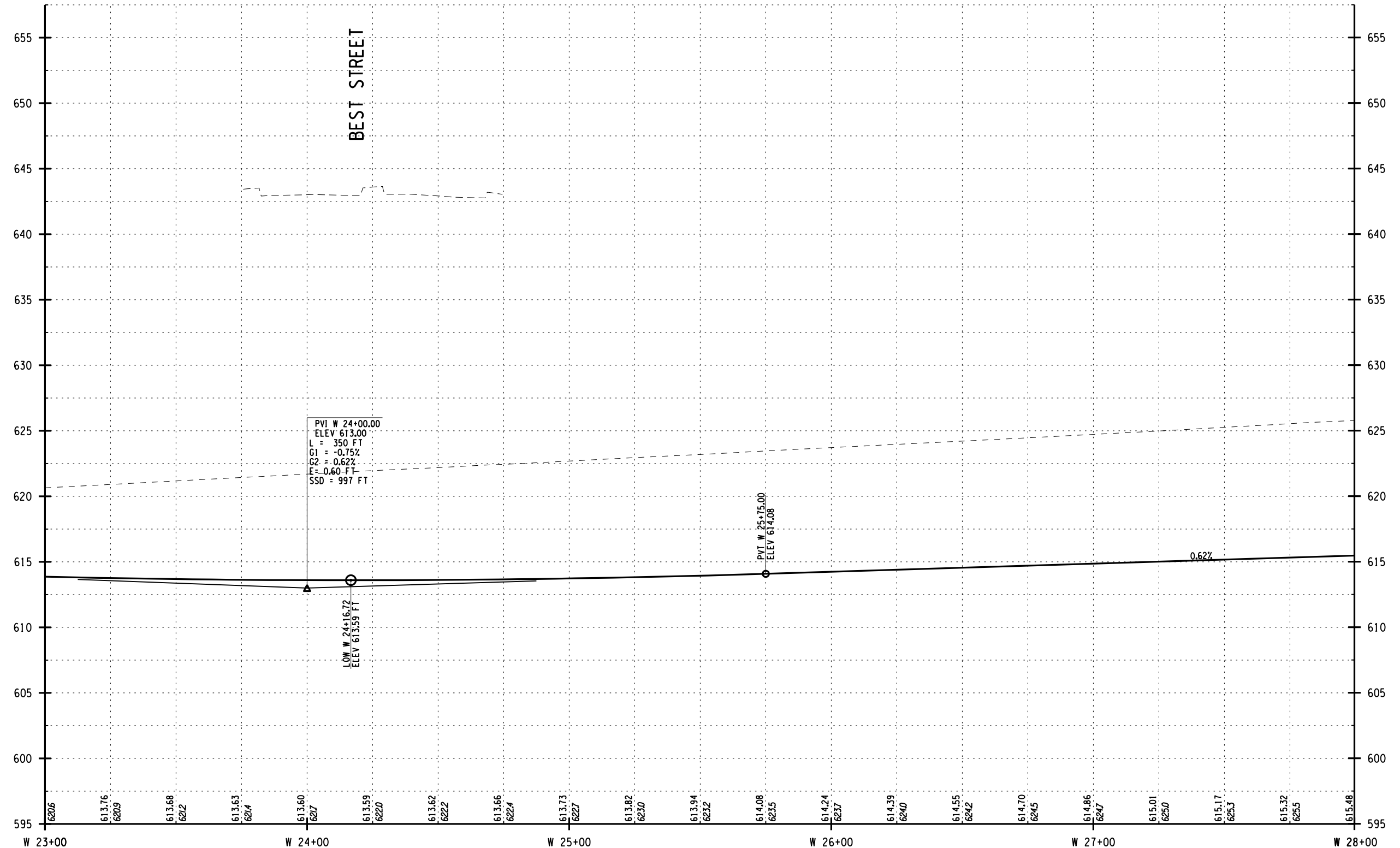
ALL DIMENSIONS IN FT UNLESS OTHERWISE NOTED PROFILE - WESTBOUND STA W 18+00 TO STA W 23+00	
--	--

DRAWING NO.	PRO-W3
SHEET NO.	

C&S Engineers, Inc.
 150 State Street, Suite 120
 Rochester, New York 14614
 Phone: 585-325-8040
 Fax: 585-497-7588
 www.ccs.com

FILE NAME = **SYTIME**
 DATE/TIME = DGN\$SYTIME0123456
 USER = DGN\$USERNAME

DESIGN SUPERVISOR XX JOB MANAGER XX DESIGNED BY XX CHECKED BY XX ESTIMATED BY XX DRAFTED BY XX CHECKED BY XX



PREPARED BY: ON:	ALTERED BY: ON:
---------------------	--------------------

NO ALTERATION PERMITTED HEREON EXCEPT AS PROVIDED UNDER SECTION 7209 SUBDIVISION 2 OF THE NEW YORK EDUCATION LAW.

AS BUILT REVISIONS
 DESCRIPTION OF WORK:

SIGNATURE _____ DATE _____

NYS RTE 33 / KENSINGTON EXPRESSWAY CONCEPT STUDY
 NEW YORK STATE DEPARTMENT OF TRANSPORTATION
 CITY OF BUFFALO
 COUNTY: ERIE
 DOCUMENT NAME: 551252_CPH_PROFILE_W04.DGN

PIN
 PS&E DATE

ALL DIMENSIONS IN FT UNLESS OTHERWISE NOTED

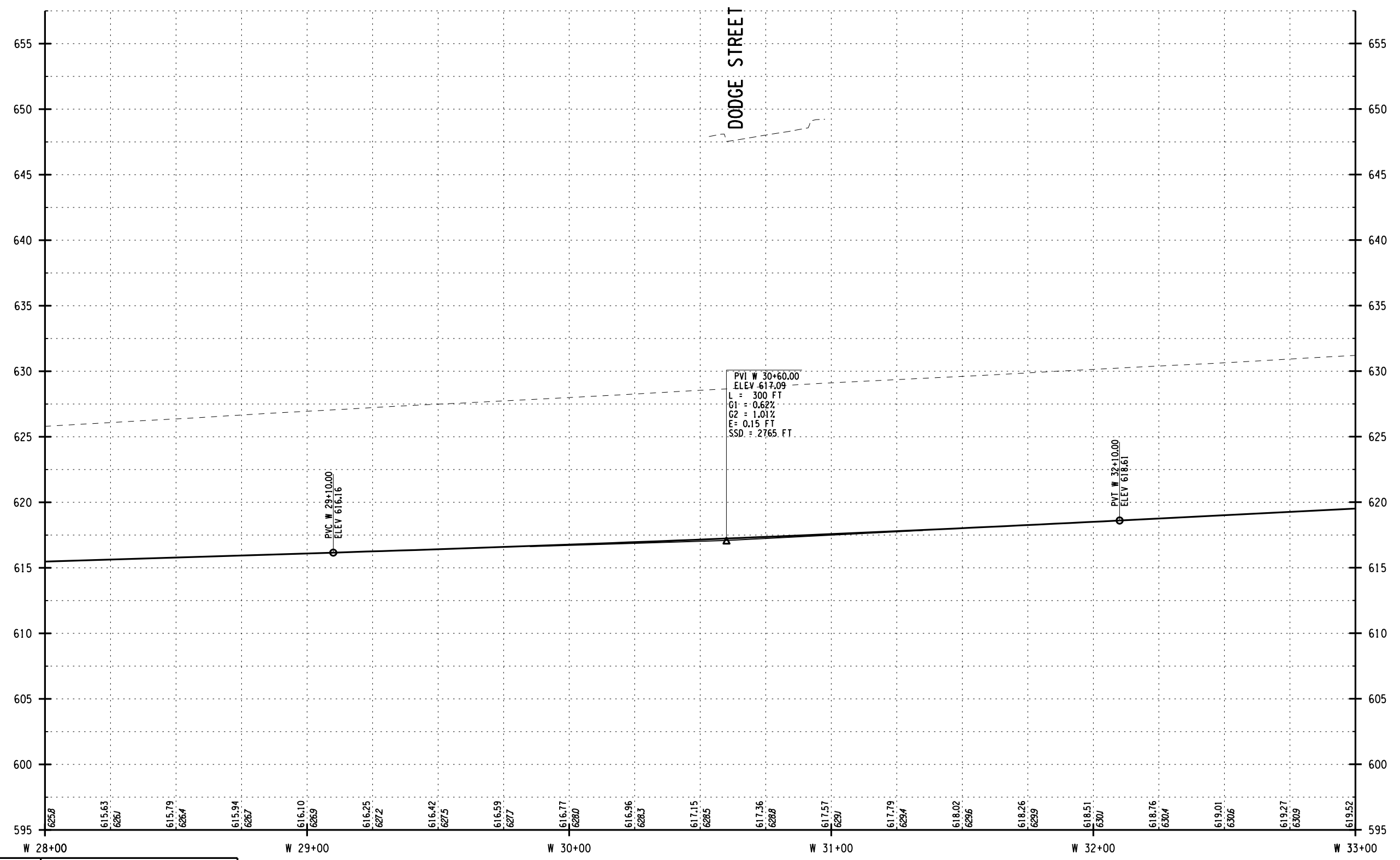
PROFILE - WESTBOUND
STA W 23+00 TO STA W 28+00

C&S COMPANIES
 C&S Engineers, Inc.
 150 State Street, Suite 120
 Rochester, New York 14614
 Phone: 585-325-8040
 Fax: 585-497-7588
 www.ccs.com

DRAWING NO. **PRO-W4**
 SHEET NO.

FILE NAME = **SYTIME**
 DATE/TIME = DGN\$SYTIME0123456
 USER = DGN\$USERNAME

DESIGN SUPERVISOR XX JOB MANAGER XX DESIGNED BY XX CHECKED BY XX ESTIMATED BY XX DRAFTED BY XX CHECKED BY XX



PREPARED BY: ON:	ALTERED BY: ON:
NO ALTERATION PERMITTED HEREON EXCEPT AS PROVIDED UNDER SECTION 7209 SUBDIVISION 2 OF THE NEW YORK EDUCATION LAW.	
AS BUILT REVISIONS DESCRIPTION OF WORK:	
SIGNATURE _____	DATE _____

NYS RTE 33 / KENSINGTON EXPRESSWAY CONCEPT STUDY	PIN
NEW YORK STATE DEPARTMENT OF TRANSPORTATION	PS&E DATE
CITY OF BUFFALO	
COUNTY: ERIE	
DOCUMENT NAME: 551252_CPH_PROFILE_W05.DGN	

ALL DIMENSIONS IN FT UNLESS OTHERWISE NOTED

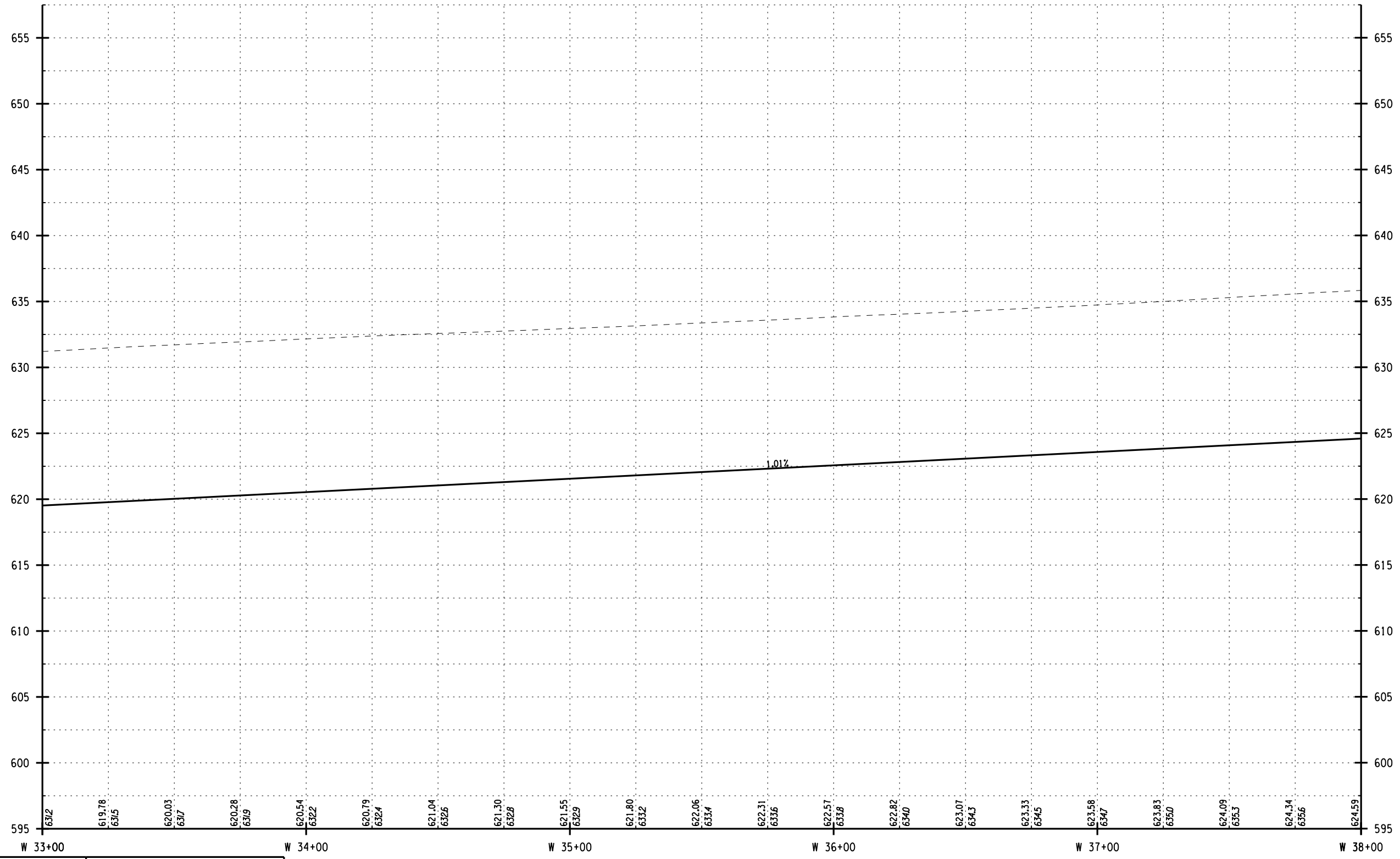
PROFILE - WESTBOUND
 STA W 28+00 TO STA W 33+00

DRAWING NO. PRO-W5	C&S Engineers, Inc. 150 State Street, Suite 120 Rochester, New York 14614 Phone: 585-325-8040 Fax: 585-497-7588 www.ccs.com
SHEET NO.	

NEW YORK STATE DEPARTMENT OF TRANSPORTATION REGION 5

FILE NAME = **SYTIME**
 DATE/TIME = DGN\$SYTIME0123456
 USER = DGN\$USERNAME

DESIGN SUPERVISOR XX JOB MANAGER XX DESIGNED BY XX CHECKED BY XX ESTIMATED BY XX DRAFTED BY XX CHECKED BY XX



PREPARED BY: ON:	ALTERED BY: ON:
NO ALTERATION PERMITTED HEREON EXCEPT AS PROVIDED UNDER SECTION 7209 SUBDIVISION 2 OF THE NEW YORK EDUCATION LAW.	
AS BUILT REVISIONS DESCRIPTION OF WORK:	
SIGNATURE _____	DATE _____

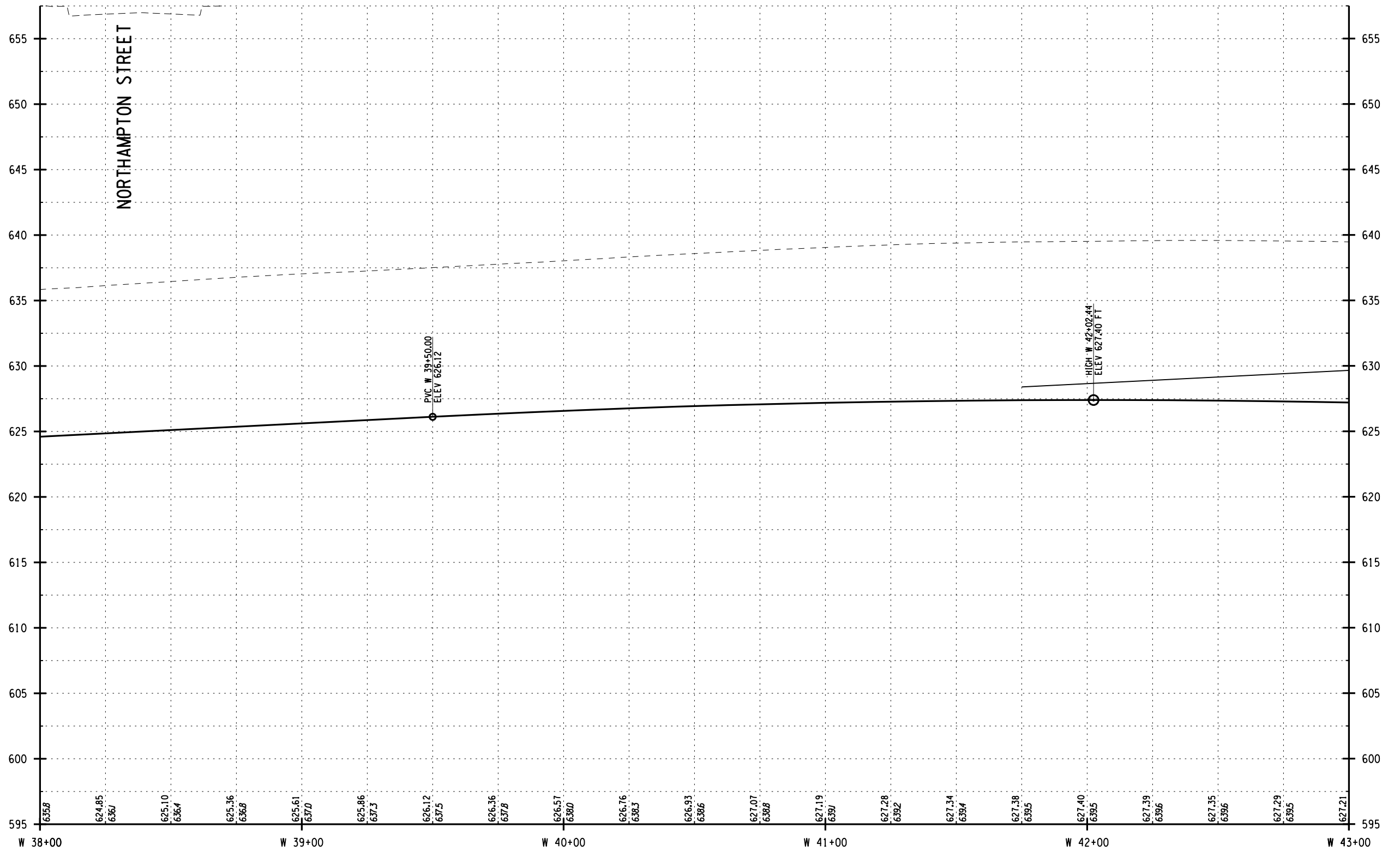
NYS RTE 33 / KENSINGTON EXPRESSWAY CONCEPT STUDY	PIN
NEW YORK STATE DEPARTMENT OF TRANSPORTATION	PS&E DATE
CITY OF BUFFALO	
COUNTY: ERIE	
DOCUMENT NAME: 551252_CPH_PROFILE_W06.DGN	

ALL DIMENSIONS IN FT UNLESS OTHERWISE NOTED PROFILE - WESTBOUND STA W 33+00 TO STA W 38+00	
--	--

	C&S Engineers, Inc. 150 State Street, Suite 120 Rochester, New York 14614 Phone: 585-325-8040 Fax: 585-497-7588 www.ccs.com
DRAWING NO.	PRO-W6
SHEET NO.	

FILE NAME = **SYTIME**
 DATE/TIME = DGN\$SYTIME0123456
 USER = DGN\$USERNAME

DESIGN SUPERVISOR XX JOB MANAGER XX DESIGNED BY XX CHECKED BY XX ESTIMATED BY XX DRAFTED BY XX CHECKED BY XX



PREPARED BY: ON:	ALTERED BY: ON:
NO ALTERATION PERMITTED HEREON EXCEPT AS PROVIDED UNDER SECTION 7209 SUBDIVISION 2 OF THE NEW YORK EDUCATION LAW.	
AS BUILT REVISIONS DESCRIPTION OF WORK:	
SIGNATURE _____	DATE _____

NYS RTE 33 / KENSINGTON EXPRESSWAY CONCEPT STUDY	PIN
NEW YORK STATE DEPARTMENT OF TRANSPORTATION	PS&E DATE
CITY OF BUFFALO	
COUNTY: ERIE	
DOCUMENT NAME: 551252_CPH_PROFILE_W07.DGN	

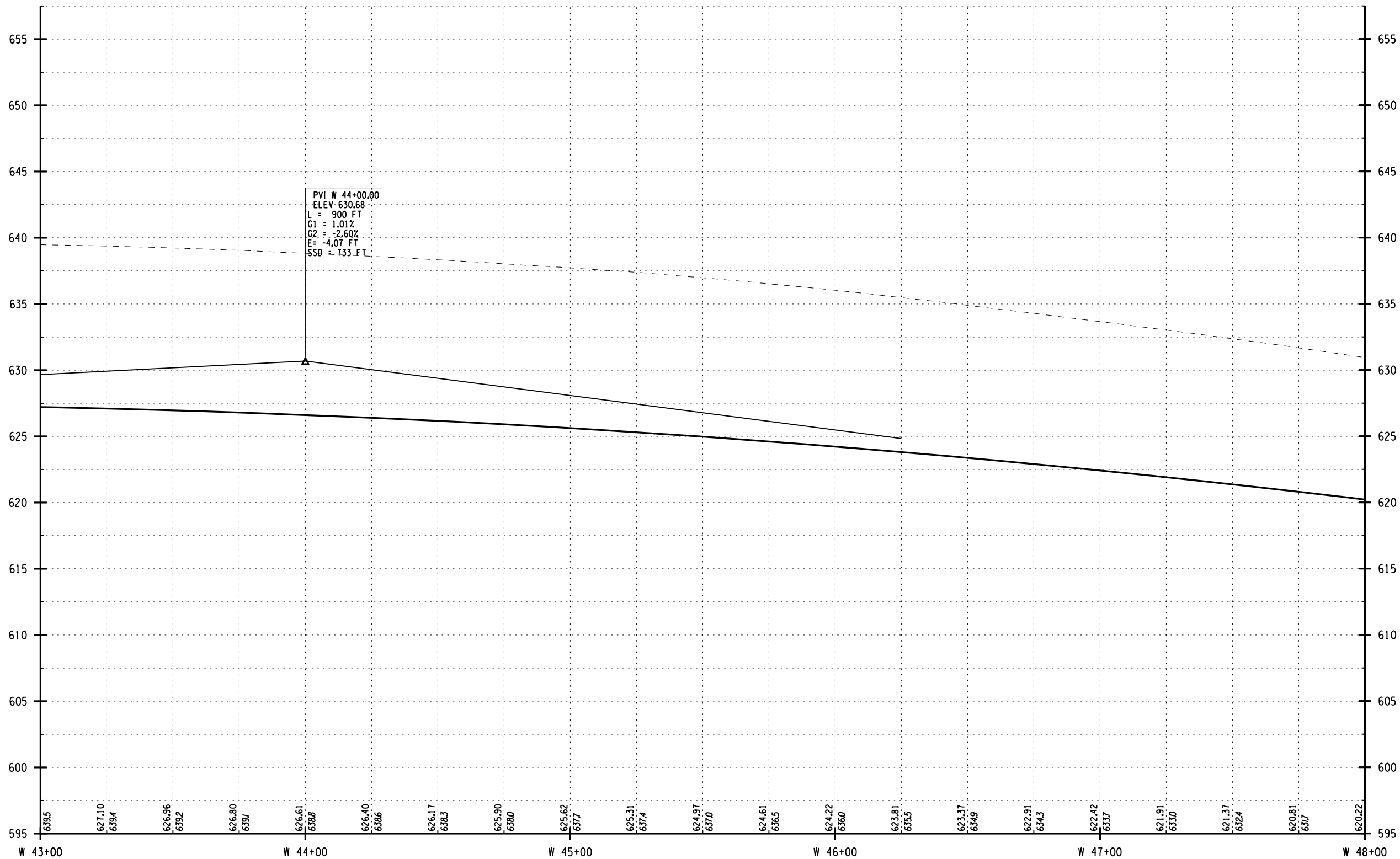
ALL DIMENSIONS IN FT UNLESS OTHERWISE NOTED

PROFILE - WESTBOUND
 STA W 38+00 TO STA W 43+00

	C&S Engineers, Inc. 150 State Street, Suite 120 Rochester, New York 14614 Phone: 585-325-8040 Fax: 585-497-7588 www.ccs.com
	DRAWING NO. PRO-W7 SHEET NO.

FILE NAME = **SYTIME**
 DATE/TIME = DGN**SYTIME0123456
 USER = DGN**USERNAME

DESIGN SUPERVISOR XX JOB MANAGER XX DESIGNED BY XX CHECKED BY XX ESTIMATED BY XX DRAFTED BY XX CHECKED BY XX



PREPARED BY: ON:	ALTERED BY: ON:
NO ALTERATION PERMITTED HEREON EXCEPT AS PROVIDED UNDER SECTION 7209 SUBDIVISION 2 OF THE NEW YORK EDUCATION LAW.	
AS BUILT REVISIONS DESCRIPTION OF WORK:	
SIGNATURE _____	DATE _____

NYS RTE 33 / KENSINGTON EXPRESSWAY CONCEPT STUDY	PIN
NEW YORK STATE DEPARTMENT OF TRANSPORTATION	PS&E DATE
CITY OF BUFFALO	
COUNTY: ERIE	
DOCUMENT NAME: 551252_CPH_PROFILE_W08.DGN	

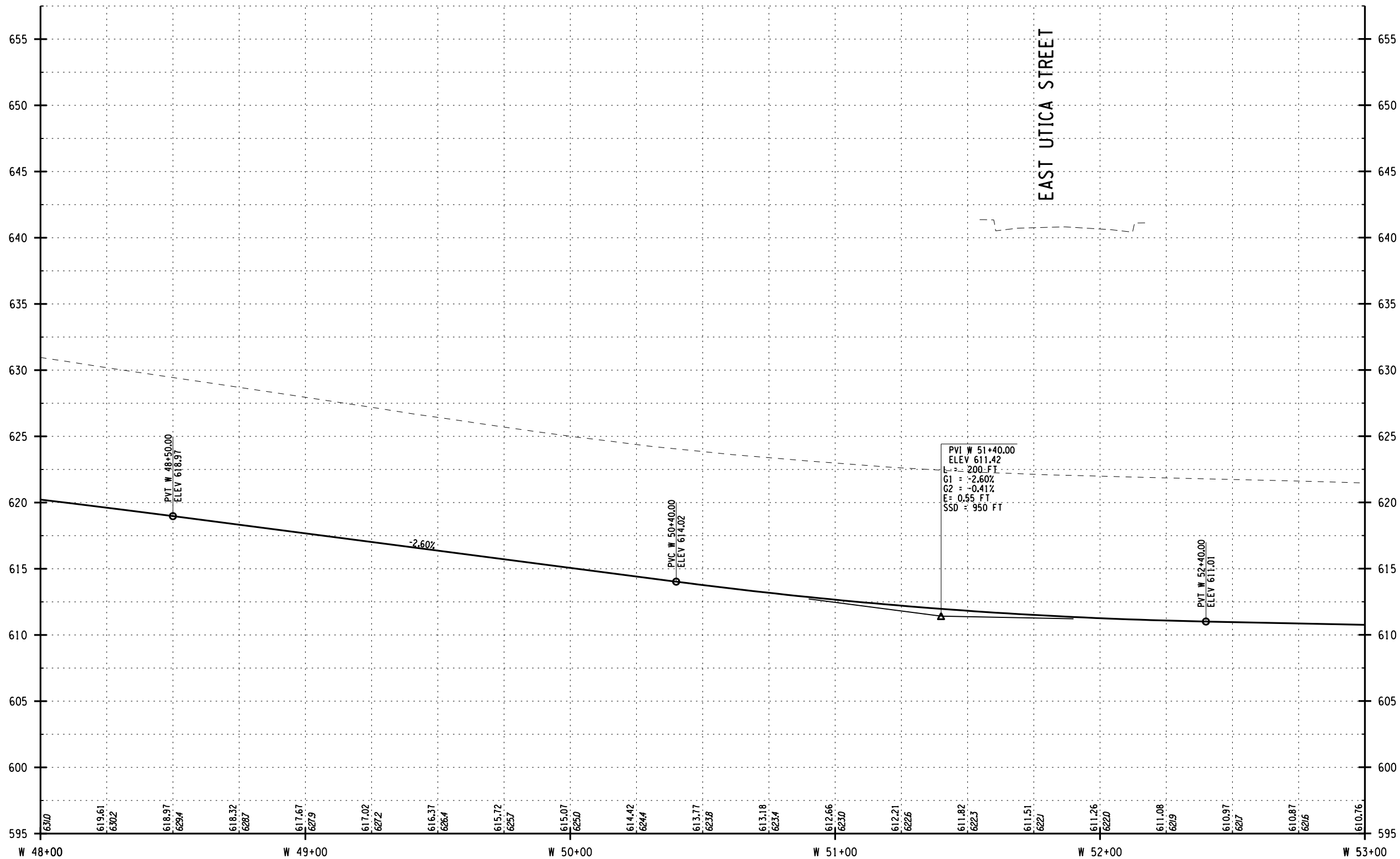
ALL DIMENSIONS IN FT UNLESS OTHERWISE NOTED

PROFILE - WESTBOUND
 STA W 43+00 TO STA W 48+00

	C&S Engineers, Inc. 150 State Street, Suite 120 Rochester, New York 14614 Phone: 585-325-8040 Fax: 585-497-7588 www.ccs.com
	DRAWING NO. PRO-W8 SHEET NO.

FILE NAME = **SYTIME**
 DATE/TIME = DGN\$SYTIME0123456
 USER = DGN\$USERNAME

DESIGN SUPERVISOR XX JOB MANAGER XX DESIGNED BY XX CHECKED BY XX ESTIMATED BY XX DRAFTED BY XX CHECKED BY XX



PREPARED BY: ON:	ALTERED BY: ON:
NO ALTERATION PERMITTED HEREON EXCEPT AS PROVIDED UNDER SECTION 7209 SUBDIVISION 2 OF THE NEW YORK EDUCATION LAW.	
AS BUILT REVISIONS DESCRIPTION OF WORK:	
SIGNATURE _____	DATE _____

NYS RTE 33 / KENSINGTON EXPRESSWAY CONCEPT STUDY	PIN
NEW YORK STATE DEPARTMENT OF TRANSPORTATION	PS&E DATE
CITY OF BUFFALO	
COUNTY: ERIE	
DOCUMENT NAME: 551252_CPH_PROFILE_W09.DGN	

ALL DIMENSIONS IN FT UNLESS OTHERWISE NOTED

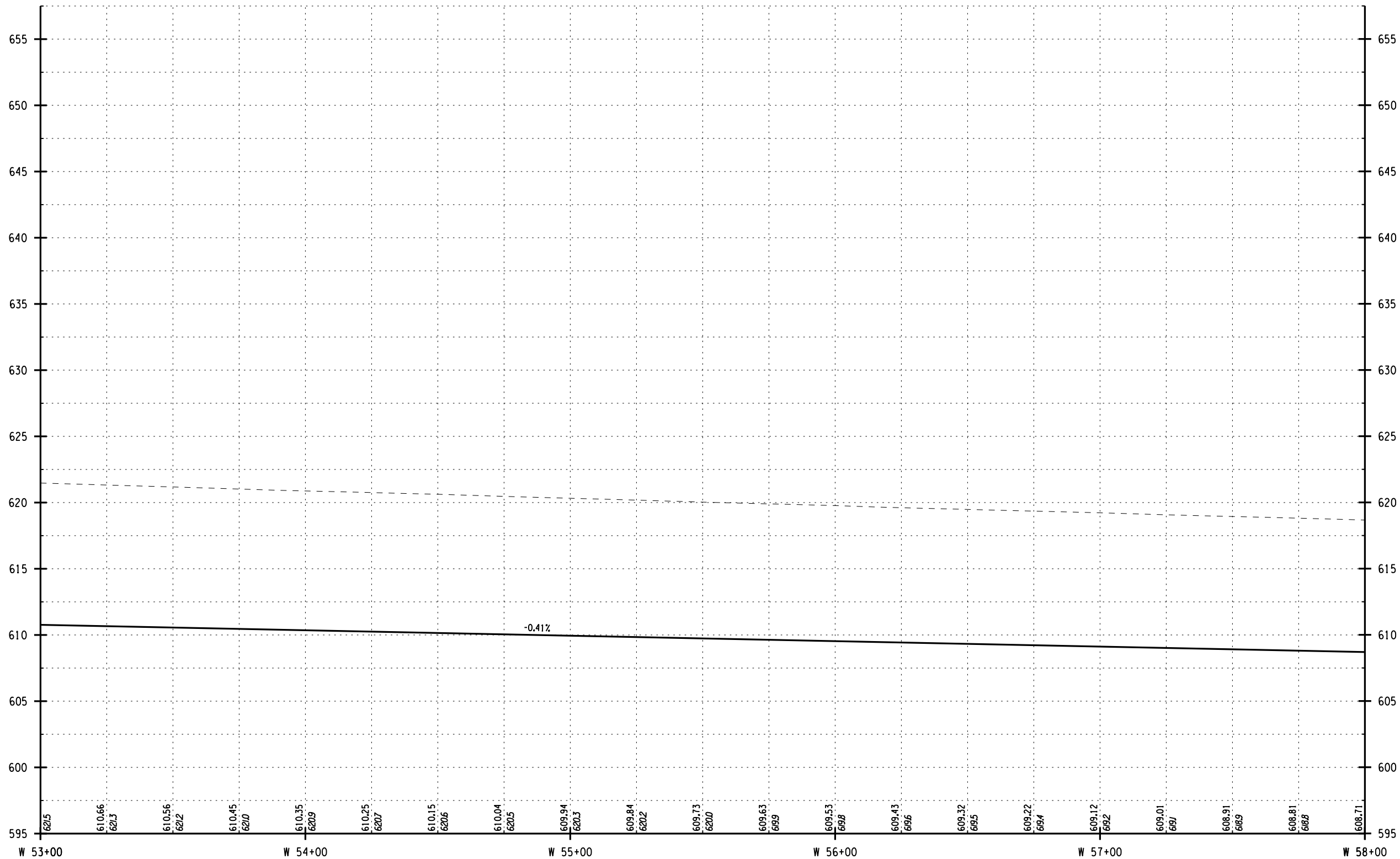
PROFILE - WESTBOUND
STA W 48+00 TO STA W 53+00

DRAWING NO.	PRO-W9
SHEET NO.	

C&S Engineers, Inc.
 150 State Street, Suite 120
 Rochester, New York 14614
 Phone: 585-325-8040
 Fax: 585-497-7588
 www.ccs.com

FILE NAME = **SYTIME**
 DATE/TIME = DGN\$SYTIME0123456
 USER = DGN\$USERNAME

DESIGN SUPERVISOR XX JOB MANAGER XX DESIGNED BY XX CHECKED BY XX ESTIMATED BY XX DRAFTED BY XX CHECKED BY XX



PREPARED BY: ON:	ALTERED BY: ON:
NO ALTERATION PERMITTED HEREON EXCEPT AS PROVIDED UNDER SECTION 7209 SUBDIVISION 2 OF THE NEW YORK EDUCATION LAW.	
AS BUILT REVISIONS DESCRIPTION OF WORK:	
SIGNATURE _____	DATE _____

NYS RTE 33 / KENSINGTON EXPRESSWAY CONCEPT STUDY	PIN
NEW YORK STATE DEPARTMENT OF TRANSPORTATION	PS&E DATE
CITY OF BUFFALO	
COUNTY: ERIE	
DOCUMENT NAME: 551252_CPH_PROFILE.W10.DGN	

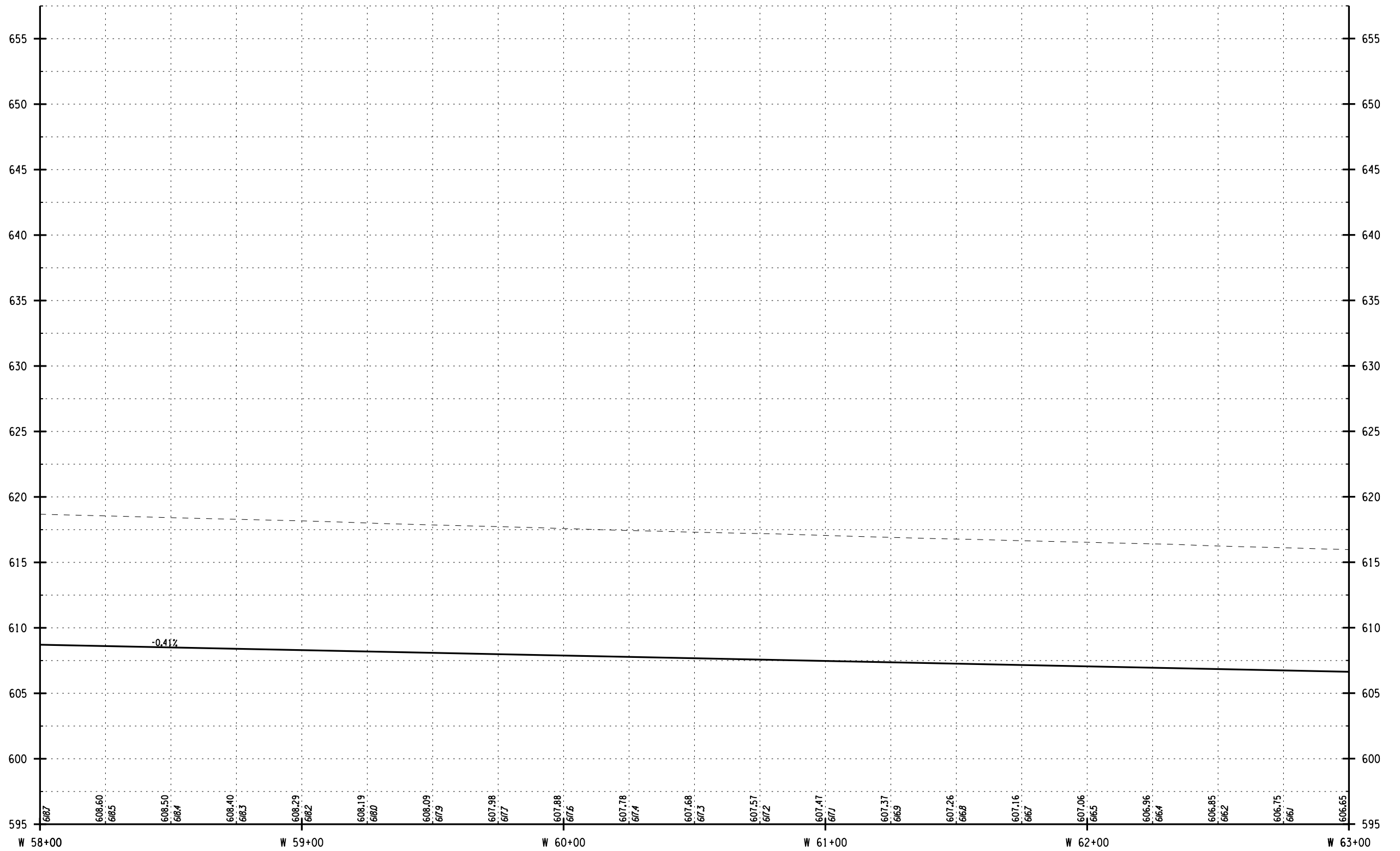
ALL DIMENSIONS IN FT UNLESS OTHERWISE NOTED	
PROFILE - WESTBOUND STA W 53+00 TO STA W 58+00	

DRAWING NO. PRO-W10
SHEET NO.

C&S
 COMPANIES
 C&S Engineers, Inc.
 150 State Street, Suite 120
 Rochester, New York 14614
 Phone: 585-325-8040
 Fax: 585-497-7588
 www.ccs.com

FILE NAME = **SYTIME**
 DATE/TIME = DGN\$SYTIME0123456
 USER = DGN\$USERNAME

DESIGN SUPERVISOR XX JOB MANAGER XX DESIGNED BY XX CHECKED BY XX ESTIMATED BY XX DRAFTED BY XX CHECKED BY XX



PREPARED BY: ON:	ALTERED BY: ON:

NO ALTERATION PERMITTED HEREON EXCEPT AS PROVIDED UNDER SECTION 7209 SUBDIVISION 2 OF THE NEW YORK EDUCATION LAW.

AS BUILT REVISIONS DESCRIPTION OF WORK:	SIGNATURE _____	DATE _____
--	-----------------	------------

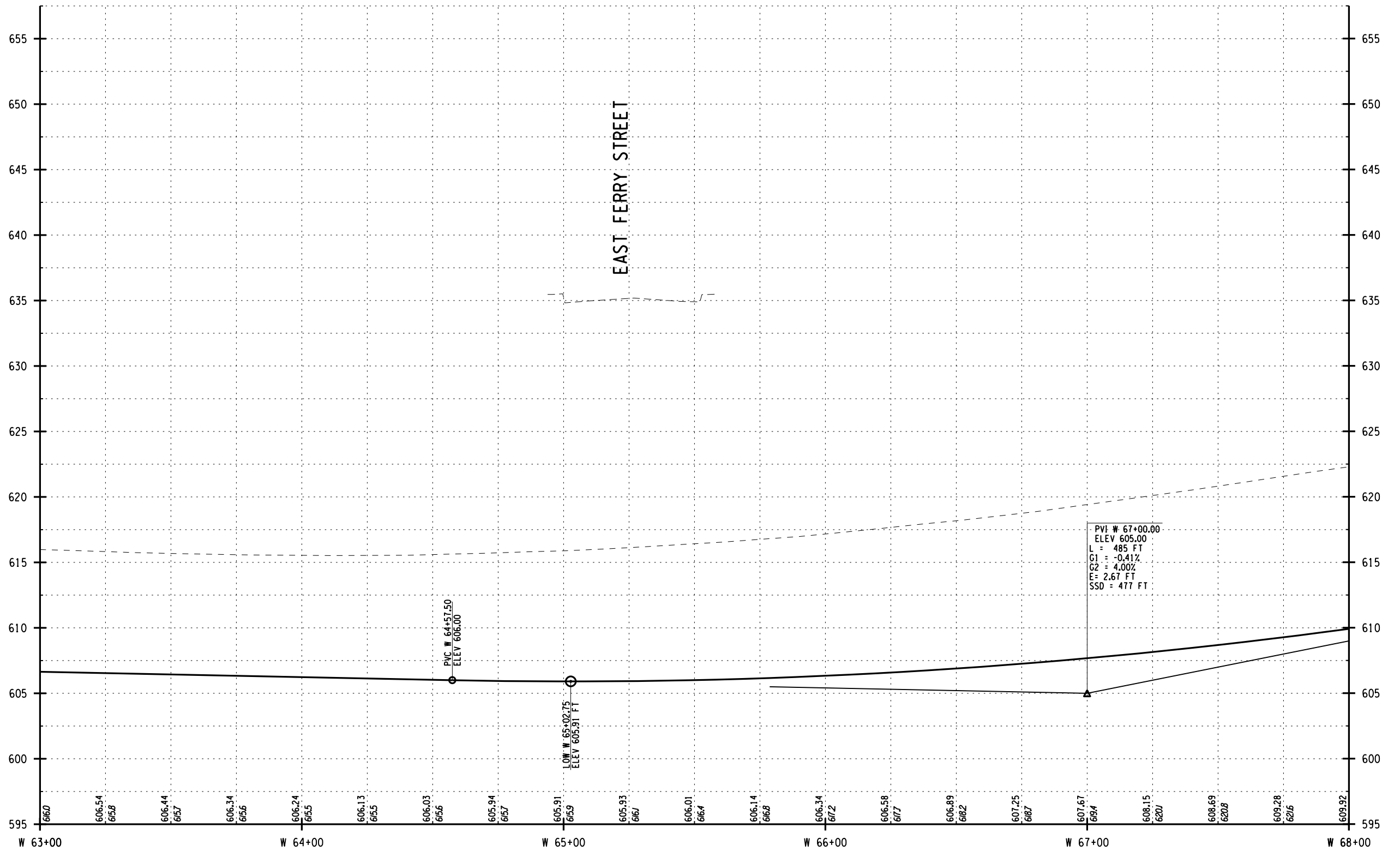
NYS RTE 33 / KENSINGTON EXPRESSWAY CONCEPT STUDY	PIN
NEW YORK STATE DEPARTMENT OF TRANSPORTATION	PS&E DATE
CITY OF BUFFALO	
COUNTY: ERIE	
DOCUMENT NAME: 551252.CPH.PROFILE.W11.DGN	

ALL DIMENSIONS IN FT UNLESS OTHERWISE NOTED
PROFILE - WESTBOUND STA W 58+00 TO STA W 63+00

 C&S Engineers, Inc. 150 State Street, Suite 120 Rochester, New York 14614 Phone: 585-325-8040 Fax: 585-497-7588 www.ccs.com	DRAWING NO. PRO-W11 SHEET NO.
---	---

FILE NAME = **SYTIME**
 DATE/TIME = DGN\$SYTIME0123456
 USER = DGN\$USERNAME

DESIGN SUPERVISOR XX JOB MANAGER XX DESIGNED BY XX CHECKED BY XX ESTIMATED BY XX DRAFTED BY XX CHECKED BY XX



PREPARED BY: ON:	ALTERED BY: ON:
NO ALTERATION PERMITTED HEREON EXCEPT AS PROVIDED UNDER SECTION 7209 SUBDIVISION 2 OF THE NEW YORK EDUCATION LAW.	
AS BUILT REVISIONS DESCRIPTION OF WORK:	
SIGNATURE	DATE

NYS RTE 33 / KENSINGTON EXPRESSWAY CONCEPT STUDY	PIN
NEW YORK STATE DEPARTMENT OF TRANSPORTATION	PS&E DATE
CITY OF BUFFALO	
COUNTY: ERIE	
DOCUMENT NAME: 551252_CPH_PROFILE.W12.DGN	

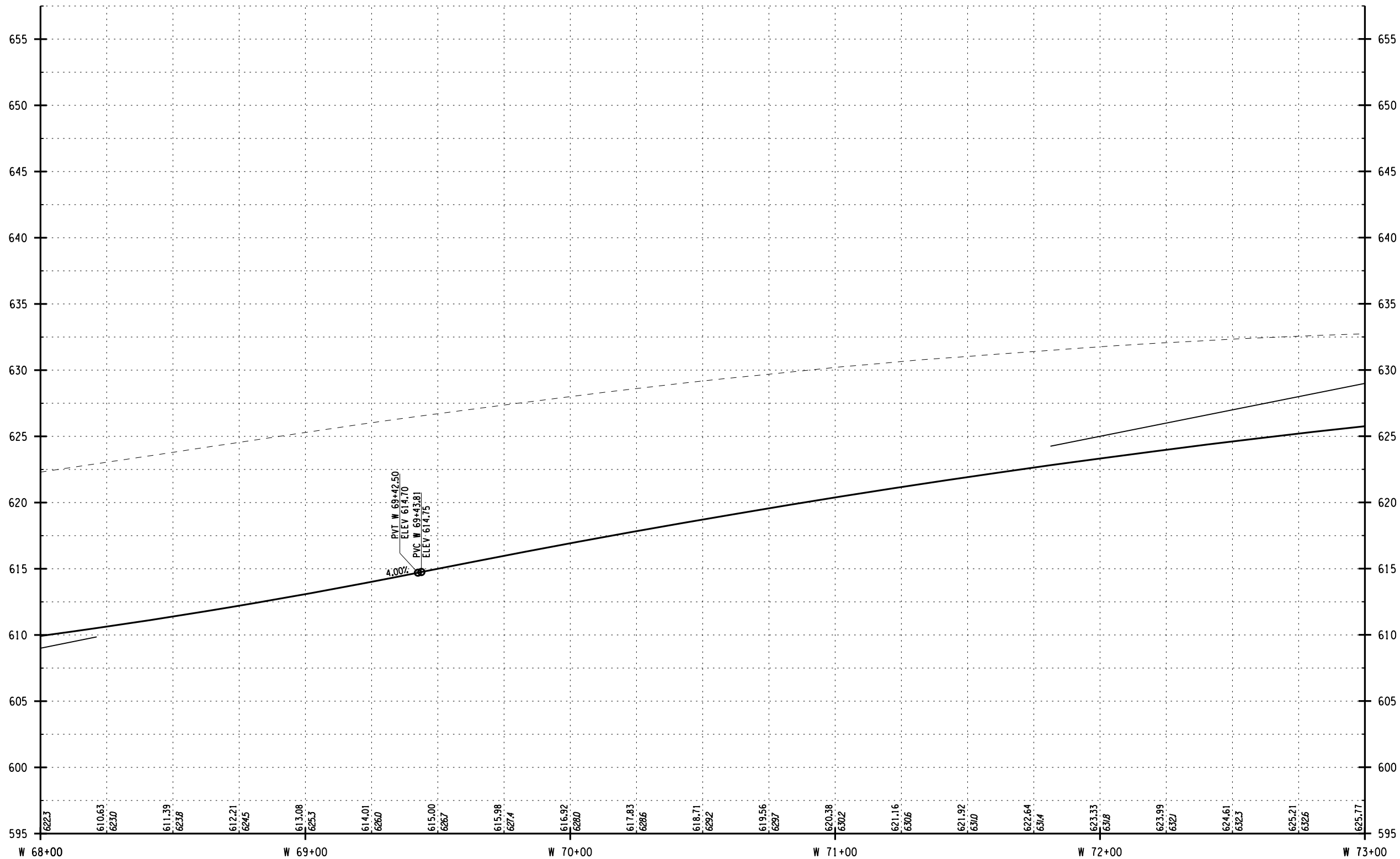
ALL DIMENSIONS IN FT UNLESS OTHERWISE NOTED
PROFILE - WESTBOUND STA W 63+00 TO STA W 68+00
DRAWING NO. PRO-W12
SHEET NO.

NEW YORK STATE DEPARTMENT OF TRANSPORTATION REGION 5

C&S Engineers, Inc.
 150 State Street, Suite 120
 Rochester, New York 14614
 Phone: 585-325-8040
 Fax: 585-497-7588
 www.ccs.com

FILE NAME = **SYTIME**
 DATE/TIME = DGN**SYTIME0123456
 USER = DGN**USERNAME

DESIGN SUPERVISOR XX JOB MANAGER XX DESIGNED BY XX CHECKED BY XX ESTIMATED BY XX DRAFTED BY XX CHECKED BY XX



PREPARED BY: ON:	ALTERED BY: ON:
NO ALTERATION PERMITTED HEREON EXCEPT AS PROVIDED UNDER SECTION 7209 SUBDIVISION 2 OF THE NEW YORK EDUCATION LAW.	
AS BUILT REVISIONS DESCRIPTION OF WORK:	SIGNATURE _____
	DATE _____

NYS RTE 33 / KENSINGTON EXPRESSWAY CONCEPT STUDY	PIN
NEW YORK STATE DEPARTMENT OF TRANSPORTATION	PS&E DATE
CITY OF BUFFALO	
COUNTY: ERIE	
DOCUMENT NAME: 551252_CPH_PROFILE.W13.DGN	

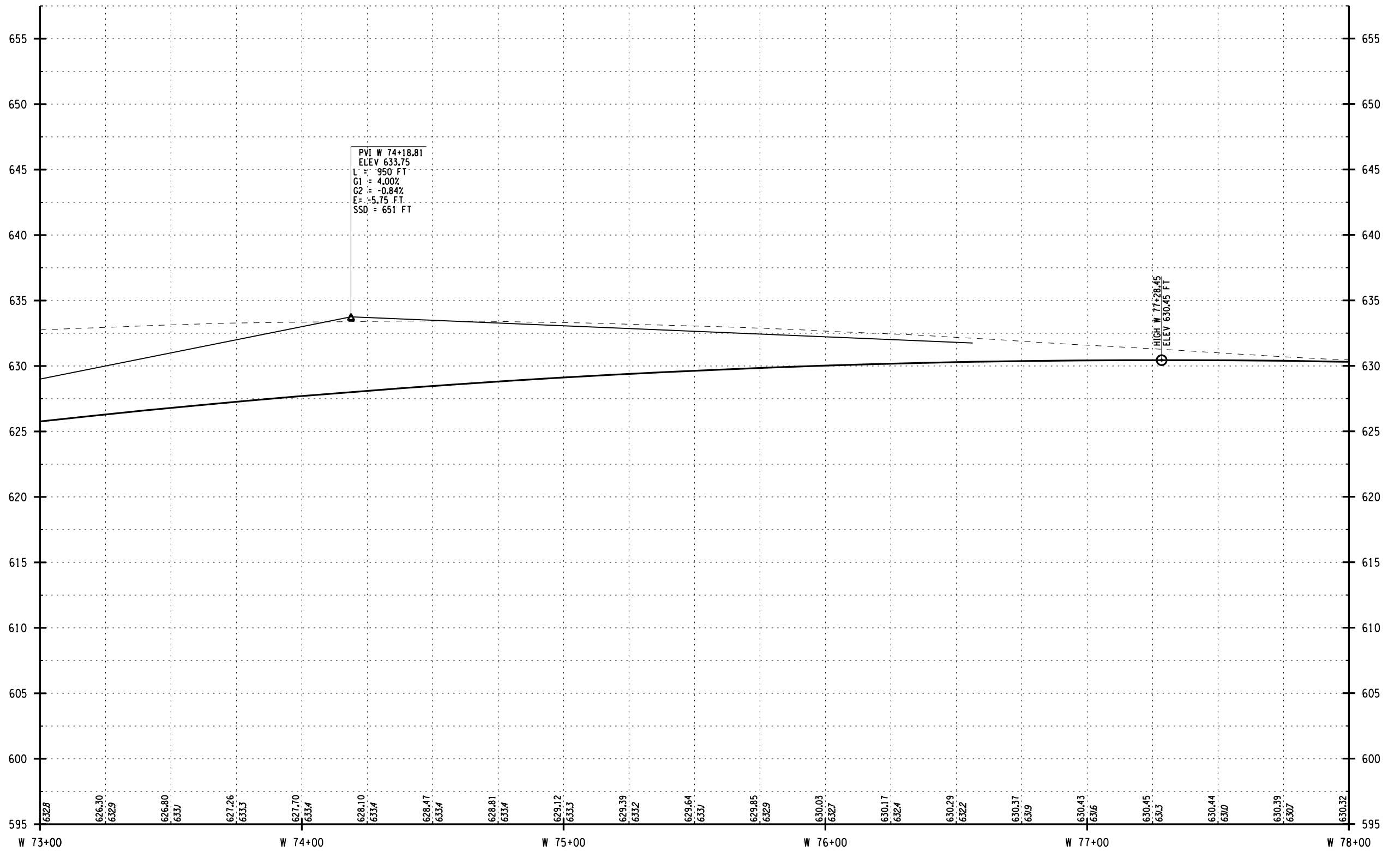
ALL DIMENSIONS IN FT UNLESS OTHERWISE NOTED	
PROFILE - WESTBOUND STA W 68+00 TO STA W 73+00	

DRAWING NO. PRO-W13
SHEET NO.

C&S
COMPANIES
C&S Engineers, Inc.
150 State Street, Suite 120
Rochester, New York 14614
Phone: 585-325-8040
Fax: 585-497-7588
www.ccs.com

FILE NAME = **SYTIME**
 DATE/TIME = DGN\$SYTIME0123456
 USER = DGN\$USERNAME

DESIGN SUPERVISOR XX JOB MANAGER XX DESIGNED BY XX CHECKED BY XX ESTIMATED BY XX DRAFTED BY XX CHECKED BY XX



PREPARED BY: ON:	ALTERED BY: ON:
NO ALTERATION PERMITTED HEREON EXCEPT AS PROVIDED UNDER SECTION 7209 SUBDIVISION 2 OF THE NEW YORK EDUCATION LAW.	
SIGNATURE _____	DATE _____

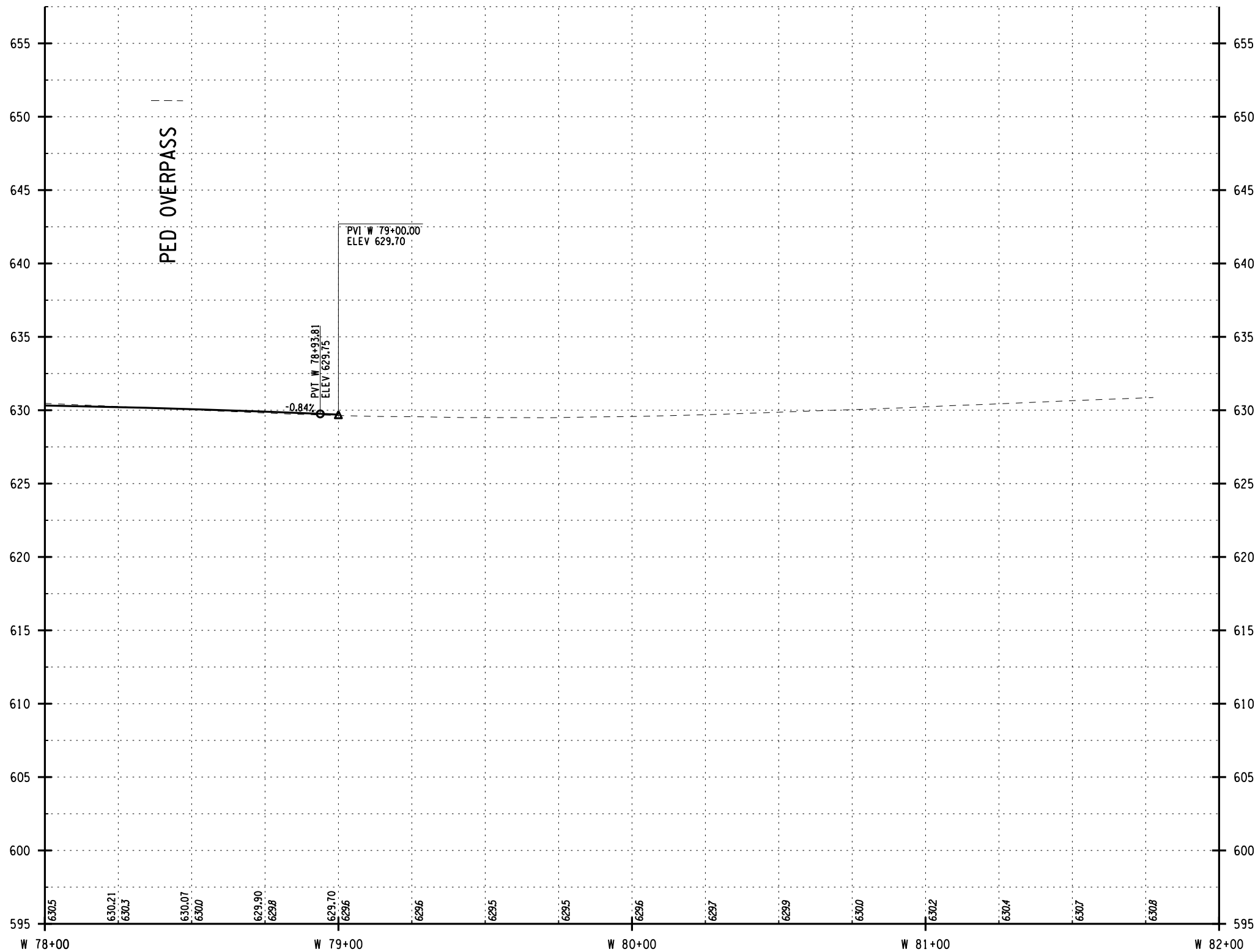
AS BUILT REVISIONS DESCRIPTION OF WORK:	NYS RTE 33 / KENSINGTON EXPRESSWAY CONCEPT STUDY	PIN
	NEW YORK STATE DEPARTMENT OF TRANSPORTATION	PS&E DATE
	CITY OF BUFFALO	
	COUNTY: ERIE	
	DOCUMENT NAME: 551252_CPH_PROFILE.W14.DGN	

ALL DIMENSIONS IN FT UNLESS OTHERWISE NOTED PROFILE - WESTBOUND STA W 73+00 TO STA W 78+00	
--	--

	C&S Engineers, Inc. 150 State Street, Suite 120 Rochester, New York 14614 Phone: 585-325-8040 Fax: 585-497-7588 www.ccs.com
DRAWING NO.	PRO-W14
SHEET NO.	
NEW YORK STATE DEPARTMENT OF TRANSPORTATION REGION 5	

FILE NAME = **SYTIME**
 DATE/TIME = DGN\$SYTIME0123456
 USER = DGN\$USERNAME

DESIGN SUPERVISOR XX JOB MANAGER XX DESIGNED BY XX CHECKED BY XX ESTIMATED BY XX DRAFTED BY XX CHECKED BY XX



PREPARED BY: ON:	ALTERED BY: ON:
NO ALTERATION PERMITTED HEREON EXCEPT AS PROVIDED UNDER SECTION 7209 SUBDIVISION 2 OF THE NEW YORK EDUCATION LAW.	
AS BUILT REVISIONS DESCRIPTION OF WORK:	
SIGNATURE _____	DATE _____

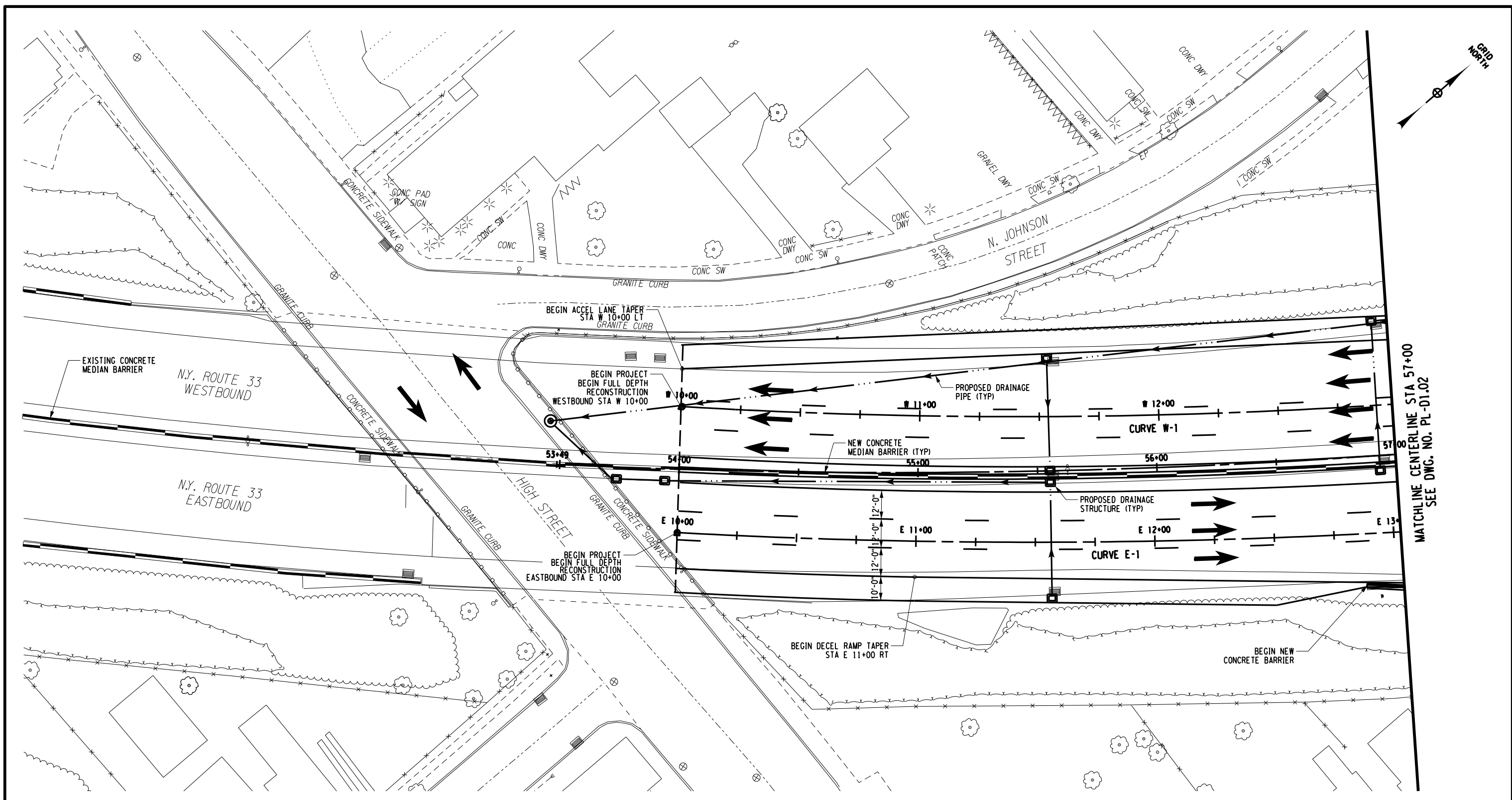
NYS RTE 33 / KENSINGTON EXPRESSWAY CONCEPT STUDY	PIN
NEW YORK STATE DEPARTMENT OF TRANSPORTATION	PS&E DATE
CITY OF BUFFALO	
COUNTY: ERIE	
DOCUMENT NAME: 551252_CPH_PROFILE.W15.DGN	

ALL DIMENSIONS IN FT UNLESS OTHERWISE NOTED
PROFILE - WESTBOUND STA W 78+00 TO STA W 82+00

	C&S Engineers, Inc. 150 State Street, Suite 120 Rochester, New York 14614 Phone: 585-325-8040 Fax: 585-497-7588 www.ccs.com
DRAWING NO.	PRO-W15
SHEET NO.	

FILE NAME = **SYTIME**
 DATE/TIME = DGN\$SYTIME0123456
 USER = DGN\$USERNAME

DESIGN SUPERVISOR XX JOB MANAGER XX DESIGNED BY XX CHECKED BY XX ESTIMATED BY XX DRAFTED BY XX CHECKED BY XX



PREPARED BY: ON:	ALTERED BY: ON:
NO ALTERATION PERMITTED HEREON EXCEPT AS PROVIDED UNDER SECTION 7209 SUBDIVISION 2 OF THE NEW YORK EDUCATION LAW.	
SIGNATURE _____	DATE _____

AS BUILT REVISIONS DESCRIPTION OF WORK:	NYS RTE 33 / KENSINGTON EXPRESSWAY CONCEPT STUDY
	NEW YORK STATE DEPARTMENT OF TRANSPORTATION
	CITY OF BUFFALO
	COUNTY: ERIE
	DOCUMENT NAME: 551252_CPH_PLAN1.DGN

PIN	PS&E DATE

ALL DIMENSIONS IN FT UNLESS OTHERWISE NOTED
ROADWAY PLANS ALTERNATIVE - D-1 CENTERLINE STA 53+49 TO STA 57+00

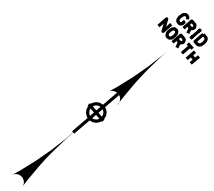
DRAWING NO.	PL-D1.01
SHEET NO.	

NO ALTERATION PERMITTED HEREON EXCEPT AS PROVIDED UNDER SECTION 7209 SUBDIVISION 2 OF THE NEW YORK EDUCATION LAW.

NOTE:
ROUTE 33 LEVEL SHOWN.
ABOVE DECK LAYOUT NOT SHOWN FOR CLARITY



MATCHLINE CENTERLINE STA 57+00
SEE DWG. NO. PL-D1.02



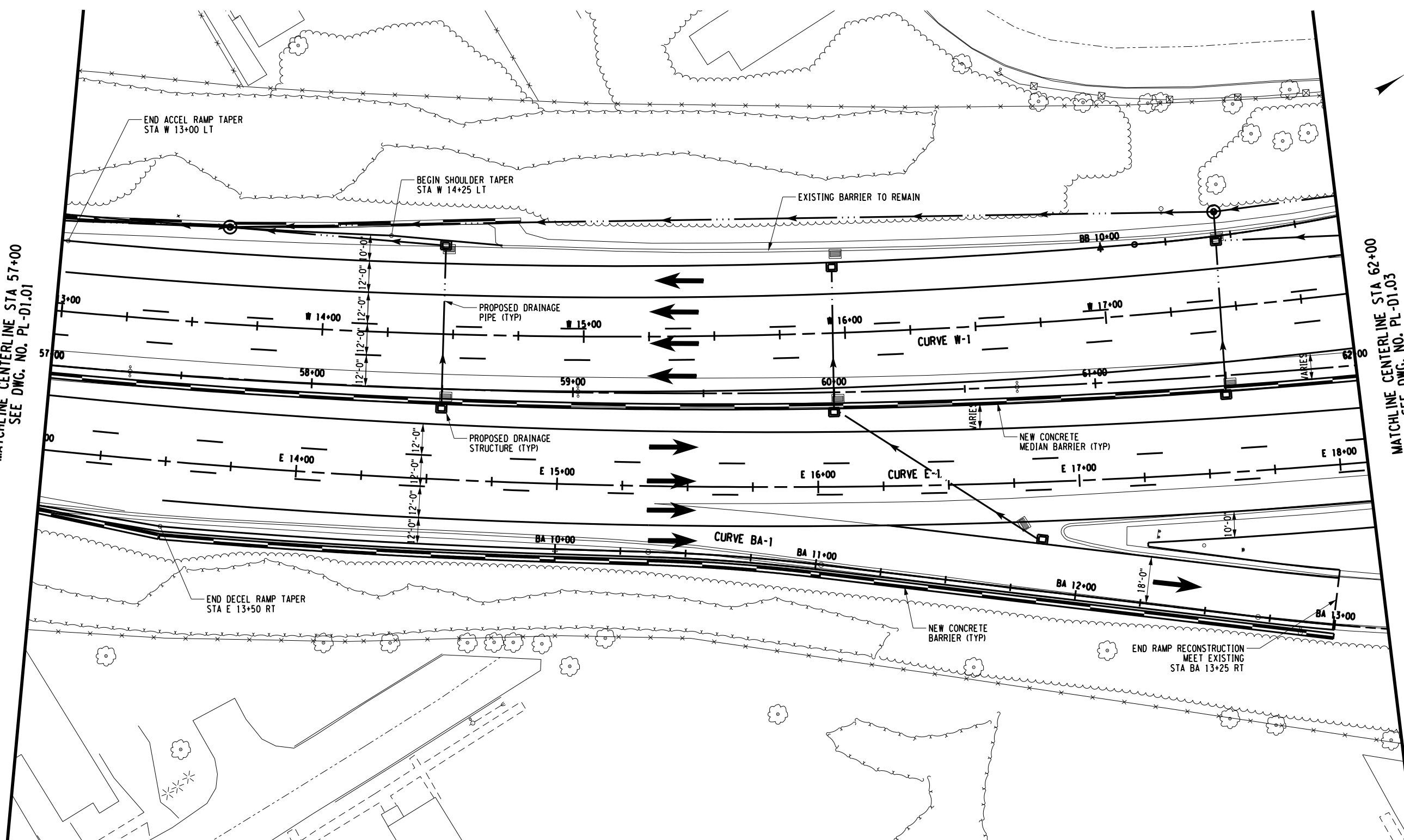
C&S Engineers, Inc.
150 State Street, Suite 120
Rochester, New York 14614
Phone: 585-325-8040
Fax: 585-467-7588
www.ccs.com

FILE NAME = **SYTIME**
 DATE/TIME = DGN\$SYTIME0123456
 USER = DGN\$USERNAME

DESIGN SUPERVISOR XX JOB MANAGER XX DESIGNED BY XX CHECKED BY XX ESTIMATED BY XX DRAFTED BY XX CHECKED BY XX

MATCHLINE CENTERLINE STA 57+00
 SEE DWG. NO. PL-D1.01

MATCHLINE CENTERLINE STA 62+00
 SEE DWG. NO. PL-D1.03



PREPARED BY: ON:	ALTERED BY: ON:

NO ALTERATION PERMITTED HEREON EXCEPT AS PROVIDED UNDER SECTION 7209 SUBDIVISION 2 OF THE NEW YORK EDUCATION LAW.

AS BUILT REVISIONS DESCRIPTION OF WORK:	SIGNATURE _____	DATE _____
--	-----------------	------------

NYS RTE 33 / KENSINGTON EXPRESSWAY CONCEPT STUDY	PIN
NEW YORK STATE DEPARTMENT OF TRANSPORTATION	PS&E DATE
CITY OF BUFFALO	
COUNTY: ERIE	
DOCUMENT NAME: 551252_CPH_PLAN2.DGN	

NOTE:
 ROUTE 33 LEVEL SHOWN.
 ABOVE DECK LAYOUT NOT SHOWN FOR CLARITY.



ALL DIMENSIONS IN FT UNLESS OTHERWISE NOTED
ROADWAY PLANS
 ALTERNATIVE - D-1
 CENTERLINE STA 57+00 TO 62+00

C&S COMPANIES
 C&S Engineers, Inc.
 150 State Street, Suite 120
 Rochester, New York 14614
 Phone: 585-325-9040
 Fax: 585-497-7588
 www.cscs.com


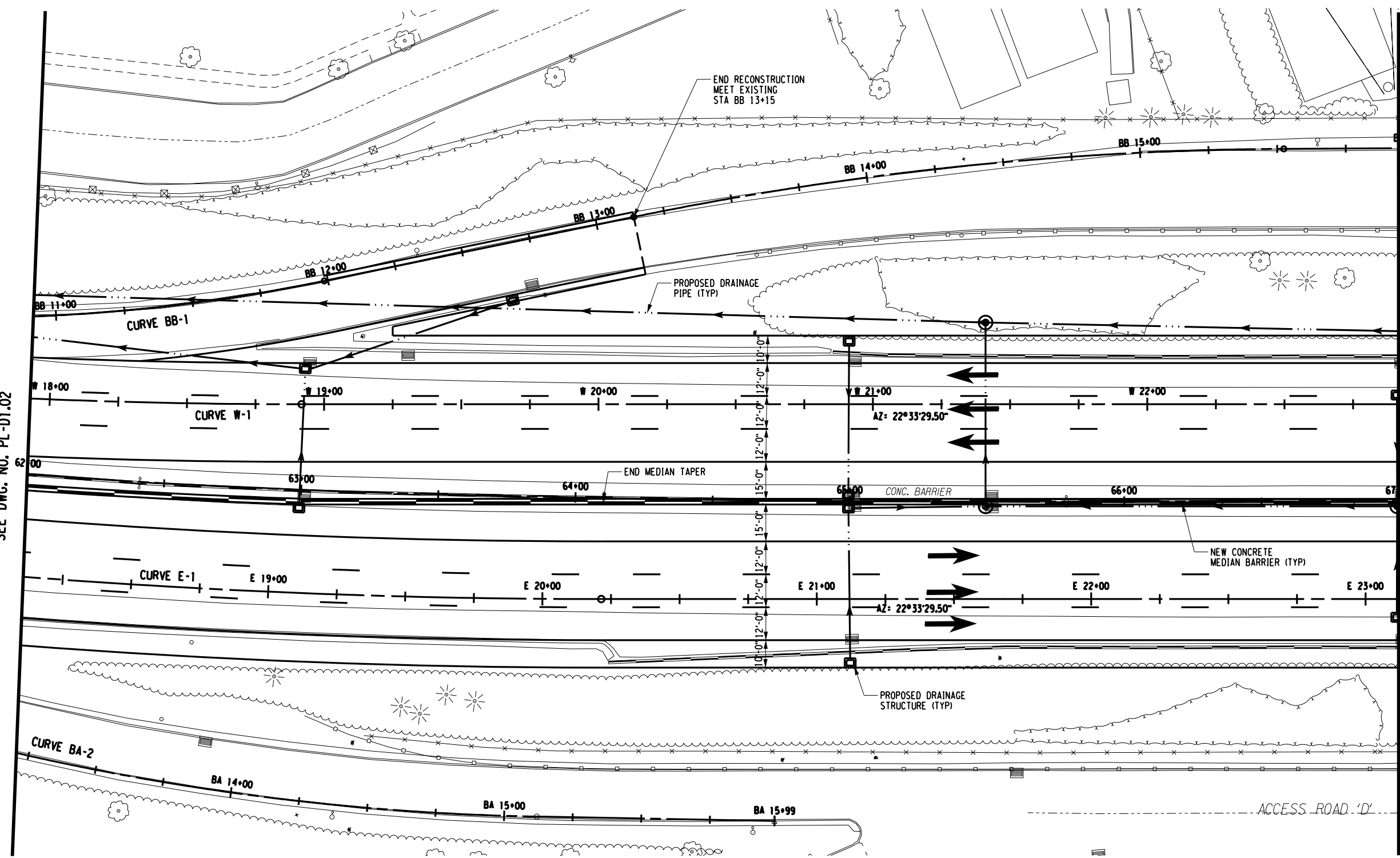
DRAWING NO. **PL-D1.02**
 SHEET NO.

FILE NAME = **SYTIME**
 DATE/TIME = DGN**SYTIME0123456
 USER = DGN**USERNAME

DESIGN SUPERVISOR XX JOB MANAGER XX DESIGNED BY XX CHECKED BY XX ESTIMATED BY XX DRAFTED BY XX CHECKED BY XX

MATCHLINE CENTERLINE STA 62+00
 SEE DWG. NO. PL-D1.02

MATCHLINE CENTERLINE STA 67+00
 SEE DWG. NO. PL-D1.04



PREPARED BY: ON:	ALTERED BY: ON:

NO ALTERATION PERMITTED HEREON EXCEPT AS PROVIDED UNDER SECTION 7209 SUBDIVISION 2 OF THE NEW YORK EDUCATION LAW.

AS BUILT REVISIONS
 DESCRIPTION OF WORK:

SIGNATURE _____ DATE _____

NYS RTE 33 / KENSINGTON EXPRESSWAY CONCEPT STUDY
 NEW YORK STATE DEPARTMENT OF TRANSPORTATION
 CITY OF BUFFALO
 COUNTY: ERIE
 DOCUMENT NAME: 551252_CPH_PLAN3.DGN

PIN _____
 PS&E DATE _____

ALL DIMENSIONS IN FT UNLESS OTHERWISE NOTED

**ROADWAY PLANS
 ALTERNATIVE - D-1
 CENTERLINE STA 62+00 TO STA 67+00**

NOTE:
 ROUTE 33 LEVEL SHOWN.
 ABOVE DECK LAYOUT NOT SHOWN FOR CLARITY.



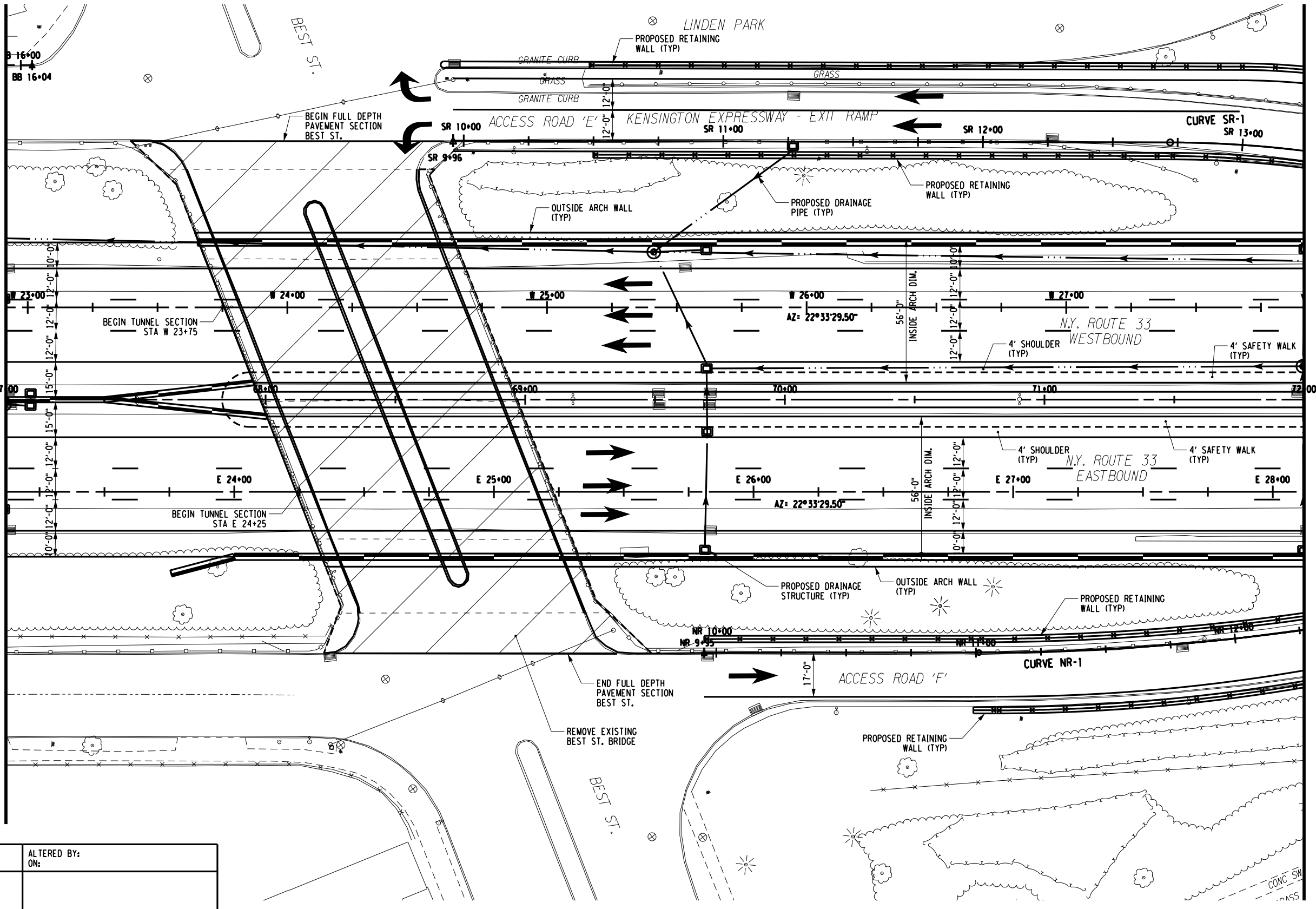
C&S COMPANIES
 C&S Engineers, Inc.
 150 State Street, Suite 120
 Rochester, New York 14614
 Phone: 585-325-8040
 Fax: 585-467-7588
 www.ccs.com

DRAWING NO. **PL-D1.03**
 SHEET NO. _____

FILE NAME = **SYTIME**
 DATE/TIME = DGN**SYTIME0123456
 USER = DGN**USERNAME

DESIGN SUPERVISOR XX JOB MANAGER XX DESIGNED BY XX CHECKED BY XX ESTIMATED BY XX DRAFTED BY XX CHECKED BY XX

MATCHLINE CENTERLINE STA 67+00
 SEE DWG. NO. PL-D1.03



MATCHLINE CENTERLINE STA 72+00
 SEE DWG. NO. PL-D1.05

PREPARED BY: ON:	ALTERED BY: ON:
NO ALTERATION PERMITTED HEREON EXCEPT AS PROVIDED UNDER SECTION 7209 SUBDIVISION 2 OF THE NEW YORK EDUCATION LAW.	
SIGNATURE _____	DATE _____

AS BUILT REVISIONS
 DESCRIPTION OF WORK:

NYS RTE 33 / KENSINGTON EXPRESSWAY CONCEPT STUDY
 NEW YORK STATE DEPARTMENT OF TRANSPORTATION
 CITY OF BUFFALO
 COUNTY: ERIE
 DOCUMENT NAME: 551252_CPH_PLAN4.DGN

PIN
 PS&E DATE

ALL DIMENSIONS IN FT UNLESS OTHERWISE NOTED
ROADWAY PLANS
ALTERNATIVE - D-1
CENTERLINE STA 67+00 TO STA 72+00

ELEMENTS SHOWN ON ROUTE 33 MAINLINE BETWEEN CENTERLINE STA. 68+00 TO STA. 109+75 ARE WITHIN TUNNEL SECTION.

NOTE:
 ROUTE 33 LEVEL SHOWN.
 ABOVE DECK LAYOUT NOT SHOWN FOR CLARITY.



C&S COMPANIES
 C&S Engineers, Inc.
 150 State Street, Suite 120
 Rochester, New York 14614
 Phone: 585-325-6040
 Fax: 585-467-7588
 www.ccs.com

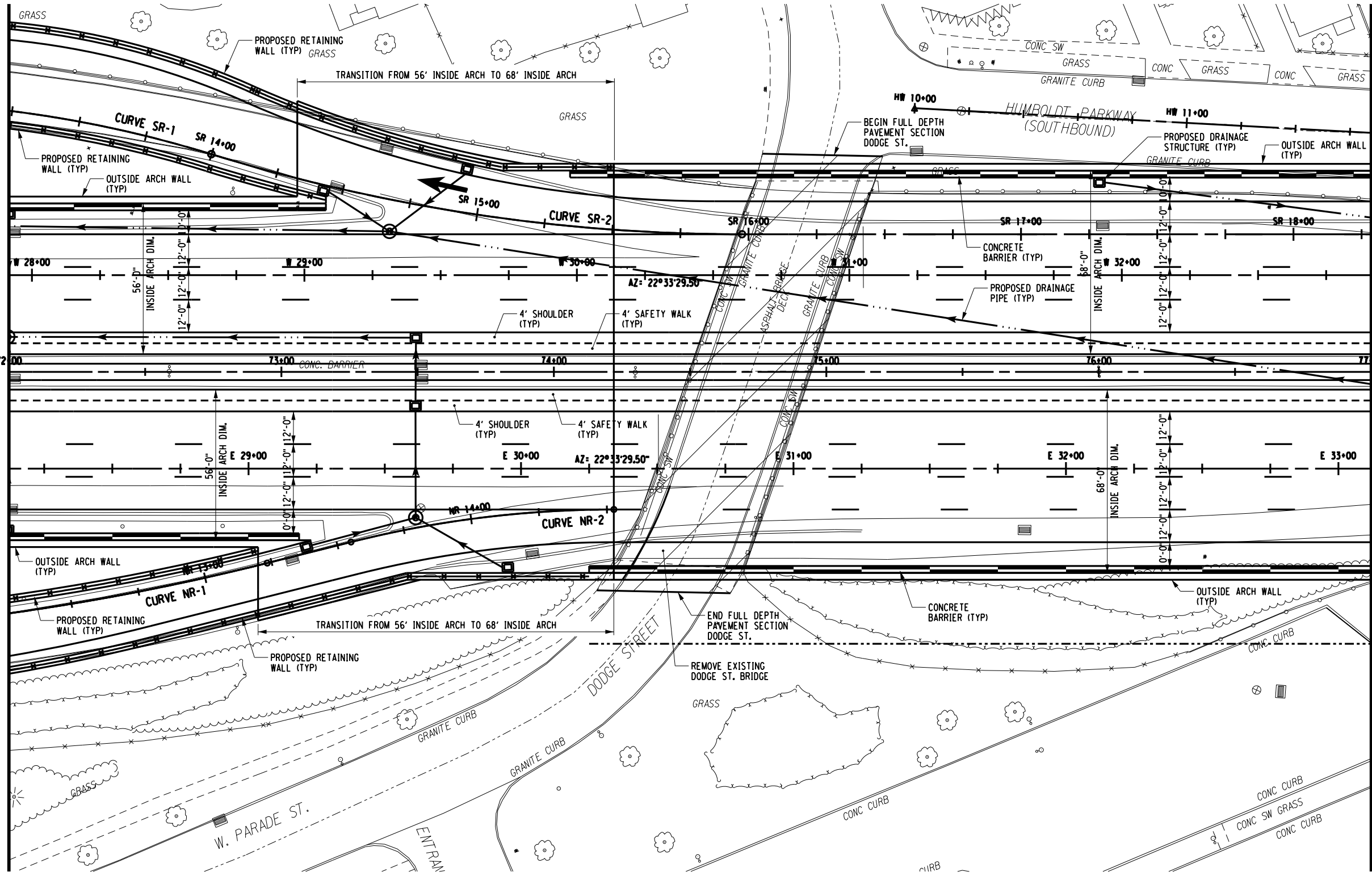
DRAWING NO. **PL-D1.04**
 SHEET NO.

FILE NAME = **SYTIME**
 DATE/TIME = DGN**SYTIME0123456
 USER = DGN**USERNAME

DESIGN SUPERVISOR XX JOB MANAGER XX DESIGNED BY XX CHECKED BY XX ESTIMATED BY XX DRAFTED BY XX CHECKED BY XX

MATCHLINE CENTERLINE STA 72+00
 SEE DWG. NO. PL-D1.04

MATCHLINE CENTERLINE STA 77+00
 SEE DWG. NO. PL-D1.06



PREPARED BY: ON:	ALTERED BY: ON:
NO ALTERATION PERMITTED HEREON EXCEPT AS PROVIDED UNDER SECTION 7209 SUBDIVISION 2 OF THE NEW YORK EDUCATION LAW.	
SIGNATURE	DATE

AS BUILT REVISIONS
 DESCRIPTION OF WORK:

NYS RTE 33 / KENSINGTON EXPRESSWAY CONCEPT STUDY
 NEW YORK STATE DEPARTMENT OF TRANSPORTATION
 CITY OF BUFFALO
 COUNTY: ERIE
 DOCUMENT NAME: 551252.CPH.PLAN5.DGN

PIN
 PS&E DATE

ALL DIMENSIONS IN FT UNLESS OTHERWISE NOTED
ROADWAY PLANS
ALTERNATIVE - D-1
CENTERLINE STA 72+00 TO STA 77+00

ELEMENTS SHOWN ON ROUTE 33 MAINLINE BETWEEN CENTERLINE STA. 68+00 TO STA. 109+75 ARE WITHIN TUNNEL SECTION.

NOTE:
 ROUTE 33 LEVEL SHOWN.
 ABOVE DECK LAYOUT NOT SHOWN FOR CLARITY.



C&S COMPANIES
 C&S Engineers, Inc.
 150 State Street, Suite 120
 Rochester, New York 14614
 Phone: 585-325-8040
 Fax: 585-467-7588
 www.ccs.com

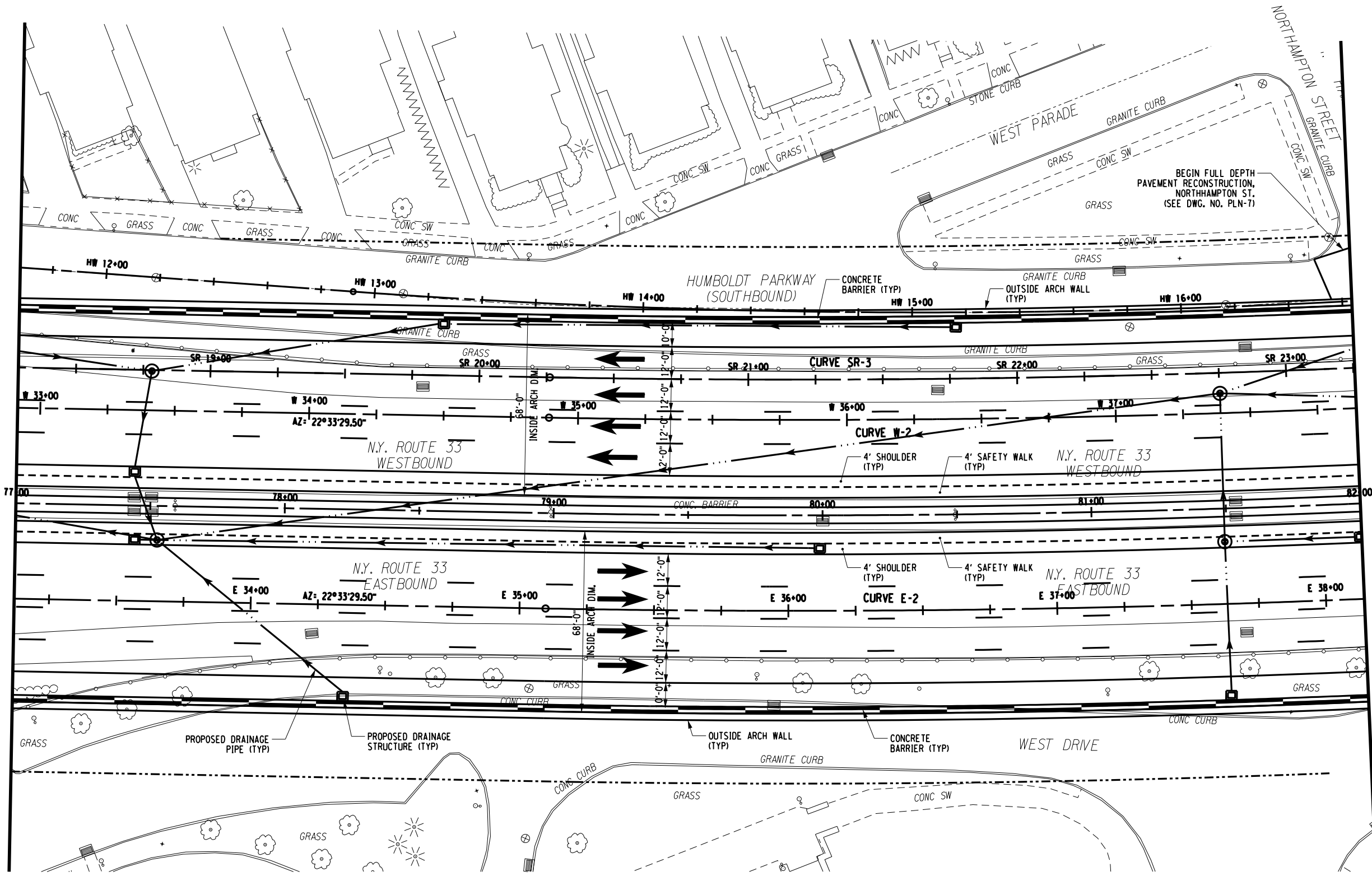
DRAWING NO. **PL-D1.05**
 SHEET NO.

FILE NAME = **SYTIME**
 DATE/TIME = DGN\$SYTIME0123456
 USER = DGN\$USERNAME

DESIGN SUPERVISOR XX JOB MANAGER XX DESIGNED BY XX CHECKED BY XX ESTIMATED BY XX DRAFTED BY XX CHECKED BY XX

MATCHLINE CENTERLINE STA 77+00
 SEE DWG. NO. PL-D1.05

MATCHLINE CENTERLINE STA 82+00
 SEE DWG. NO. PL-D1.07



PREPARED BY: ON:	ALTERED BY: ON:
NO ALTERATION PERMITTED HEREON EXCEPT AS PROVIDED UNDER SECTION 7209 SUBDIVISION 2 OF THE NEW YORK EDUCATION LAW.	
SIGNATURE	DATE

AS BUILT REVISIONS
 DESCRIPTION OF WORK:

NYS RTE 33 / KENSINGTON EXPRESSWAY CONCEPT STUDY
 NEW YORK STATE DEPARTMENT OF TRANSPORTATION
 CITY OF BUFFALO
 COUNTY: ERIE
 DOCUMENT NAME: 551252_CPH_PLAN6.DGN

PIN
 PS&E DATE

ELEMENTS SHOWN ON ROUTE 33 MAINLINE BETWEEN CENTERLINE STA. 68+00 TO STA. 109+75 ARE WITHIN TUNNEL SECTION.

NOTE:
 ROUTE 33 LEVEL SHOWN.
 ABOVE DECK LAYOUT NOT SHOWN FOR CLARITY.




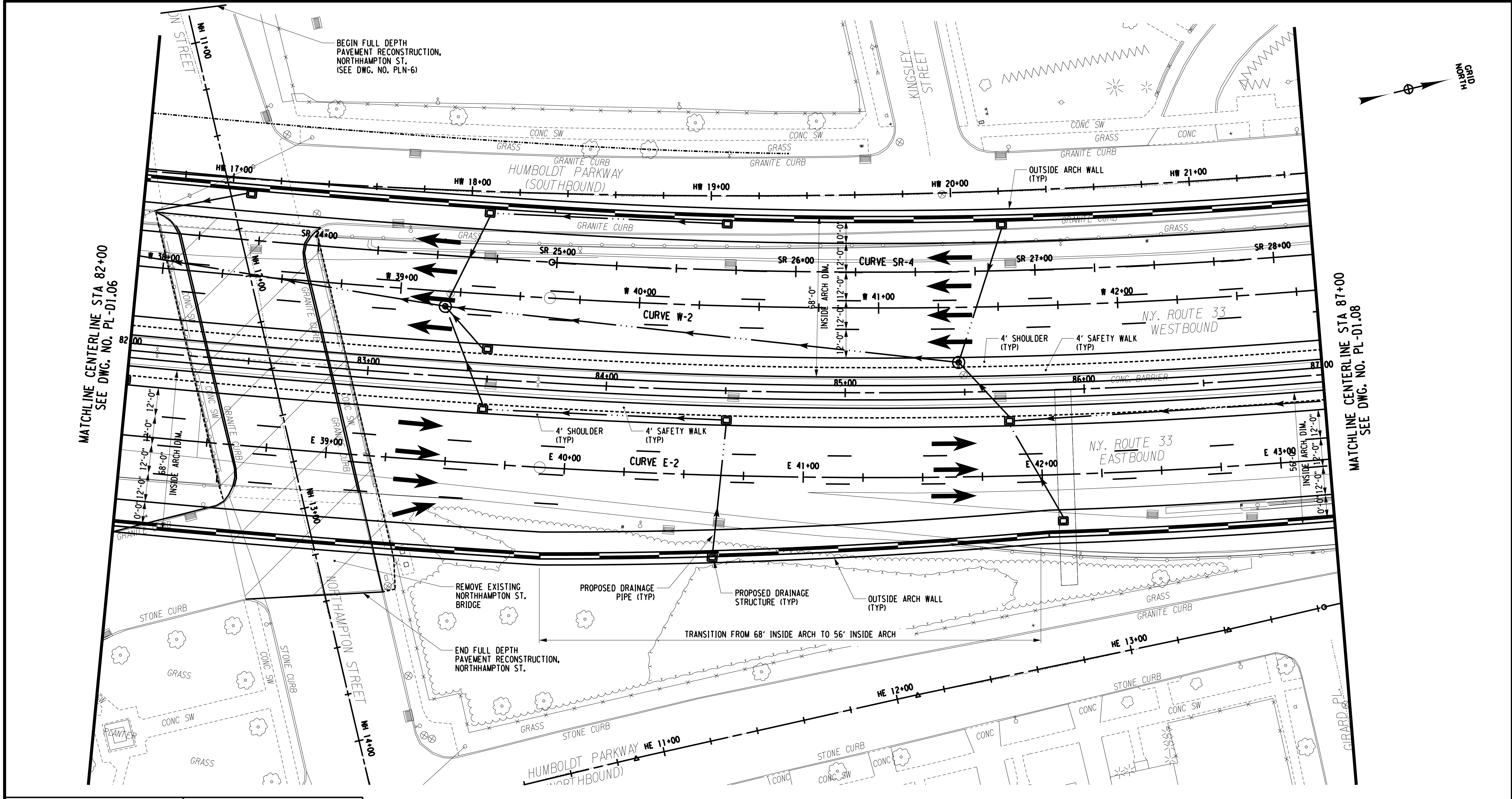
ALL DIMENSIONS IN FT UNLESS OTHERWISE NOTED
ROADWAY PLANS
 ALTERNATIVE - D-1
 CENTERLINE STA 77+00 TO STA 82+00

C&S COMPANIES
 C&S Engineers, Inc.
 150 State Street, Suite 120
 Rochester, New York 14614
 Phone: 585-325-8040
 Fax: 585-467-7588
 www.ccs.com

DRAWING NO. **PL-D1.06**
 SHEET NO.

FILE NAME = F:\Project\190 - N.Y.S. DEPT OF TRANSPORTATION\190443001 - Rte 33 Kensington Concept Study\CADD\Project Files (Current)\D-2\551252.cph-D-1.PL07.dgn
 DATE/TIME = 5/17/2012
 USER = jeffke

DESIGN SUPERVISOR: XX JOB MANAGER: XX DESIGNED BY: XX CHECKED BY: XX ESTIMATED BY: XX DRAFTED BY: XX CHECKED BY: XX



PREPARED BY: ON:	ALTERED BY: ON:
NO ALTERATION PERMITTED HEREON EXCEPT AS PROVIDED UNDER SECTION 7209 SUBDIVISION 2 OF THE NEW YORK EDUCATION LAW.	
SIGNATURE _____	DATE _____

AS BUILT REVISIONS
DESCRIPTION OF WORK:

NYS RTE 33 / KENSINGTON EXPRESSWAY CONCEPT STUDY
 NEW YORK STATE DEPARTMENT OF TRANSPORTATION
 CITY OF BUFFALO
 COUNTY: ERIE
 DOCUMENT NAME: 551252_CPH_PLAN7.DGN

PIN _____
 PS&E DATE _____

ALL DIMENSIONS IN FT UNLESS OTHERWISE NOTED
PLAN
 ALTERNATIVE - D-1
 CENTERLINE STA 82+00 TO STA 87+00

DRAWING NO. **PL-D1.07**
 SHEET NO. _____

ELEMENTS SHOWN ON ROUTE 33 MAINLINE BETWEEN CENTERLINE STA. 68+00 TO STA. 109+75 ARE WITHIN TUNNEL SECTION.

NOTE:
ROUTE 33 LEVEL SHOWN.
ABOVE DECK LAYOUT NOT SHOWN FOR CLARITY.

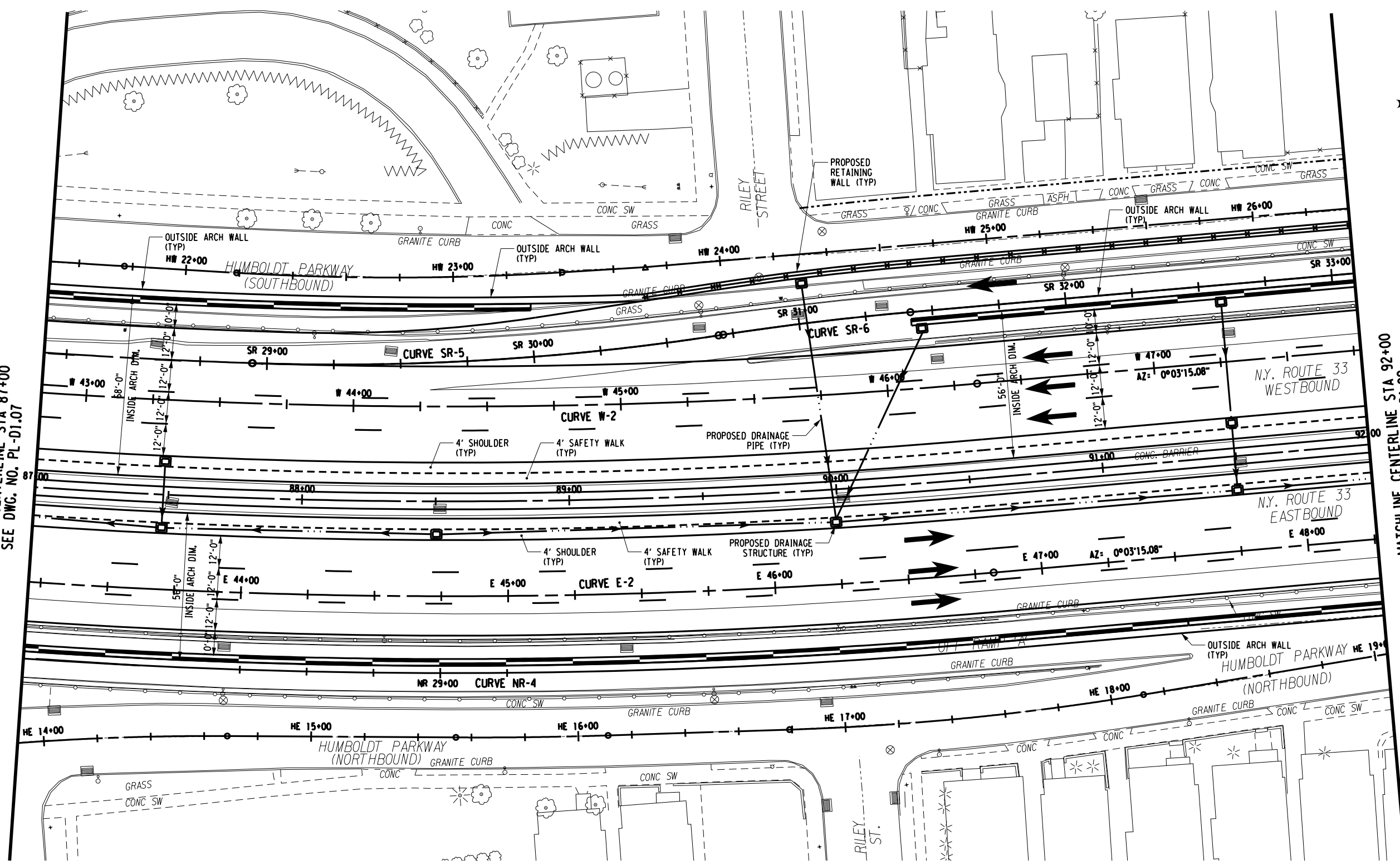


FILE NAME = **SYTIME**
 DATE/TIME = DGN**SYTIME0123456
 USER = DGN**USERNAME

DESIGN SUPERVISOR XX JOB MANAGER XX DESIGNED BY XX CHECKED BY XX ESTIMATED BY XX DRAFTED BY XX CHECKED BY XX

MATCHLINE CENTERLINE STA 87+00
 SEE DWG. NO. PL-D1.07

MATCHLINE CENTERLINE STA 92+00
 SEE DWG. NO. PL-D1.09



PREPARED BY: ON:	ALTERED BY: ON:
NO ALTERATION PERMITTED HEREON EXCEPT AS PROVIDED UNDER SECTION 7209 SUBDIVISION 2 OF THE NEW YORK EDUCATION LAW.	
SIGNATURE _____	DATE _____

AS BUILT REVISIONS
 DESCRIPTION OF WORK:

NYS RTE 33 / KENSINGTON EXPRESSWAY CONCEPT STUDY
 NEW YORK STATE DEPARTMENT OF TRANSPORTATION
 CITY OF BUFFALO
 COUNTY: ERIE
 DOCUMENT NAME: 551252_CPH_PLAN8.DGN

PIN _____
 PS&E DATE _____

ELEMENTS SHOWN ON ROUTE 33 MAINLINE BETWEEN CENTERLINE STA. 68+00 TO STA. 109+75 ARE WITHIN TUNNEL SECTION.

NOTE:
 ROUTE 33 LEVEL SHOWN.
 ABOVE DECK LAYOUT NOT SHOWN FOR CLARITY.

ALL DIMENSIONS IN FT UNLESS OTHERWISE NOTED
ROADWAY PLANS
 ALTERNATIVE - D-1
 CENTERLINE STA 87+00 TO STA 92+00



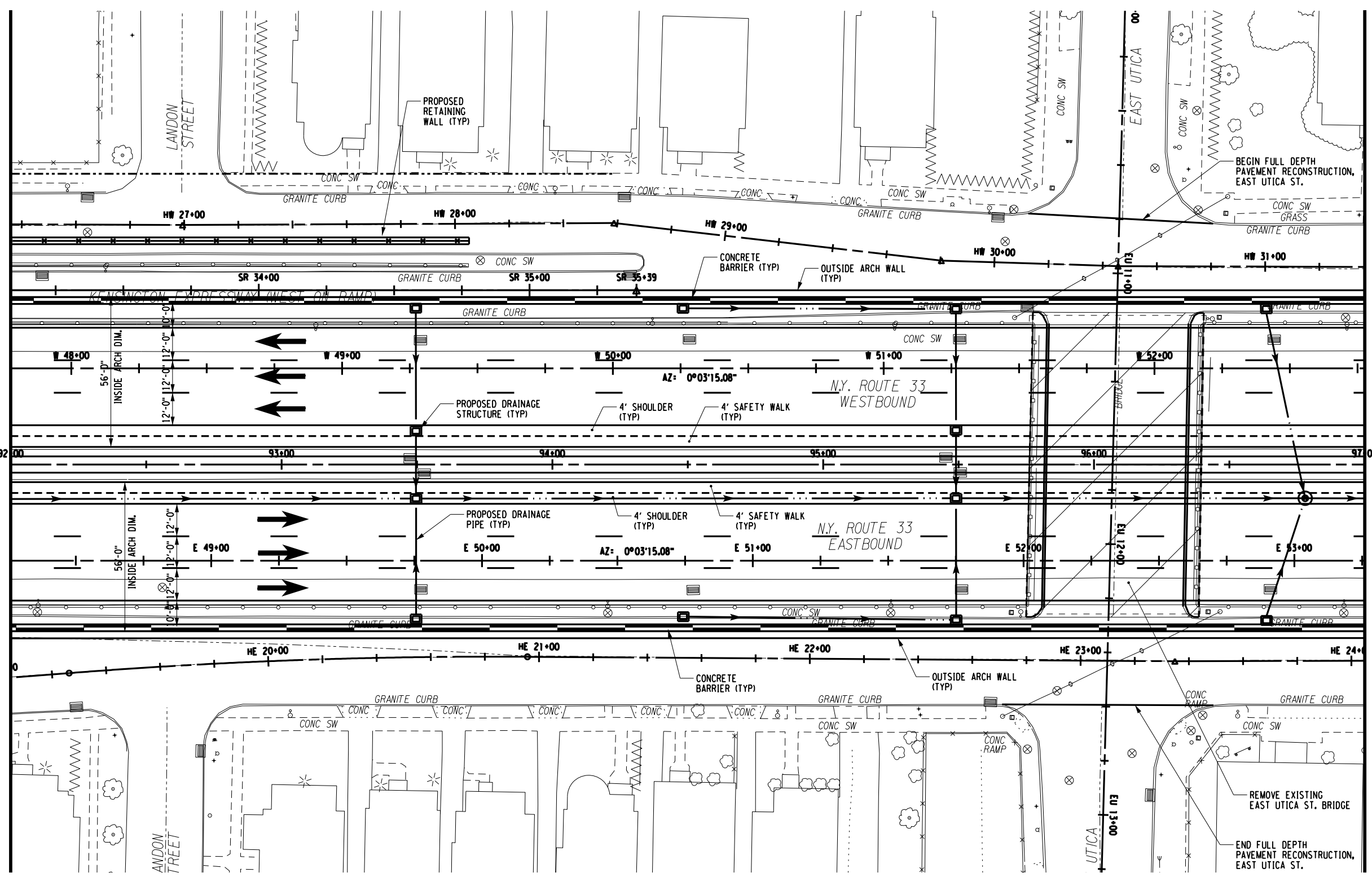
C&S COMPANIES
 C&S Engineers, Inc.
 150 State Street, Suite 120
 Rochester, New York 14614
 Phone: 585-325-6040
 Fax: 585-467-7588
 www.ccs.com

DRAWING NO. **PL-D1.08**
 SHEET NO. _____

FILE NAME = **SYTIME**
 DATE/TIME = DGN**SYTIME0123456
 USER = DGN**USERNAME

DESIGN SUPERVISOR XX JOB MANAGER XX DESIGNED BY XX CHECKED BY XX ESTIMATED BY XX DRAFTED BY XX CHECKED BY XX

MATCHLINE CENTERLINE STA 92+00
 SEE DWG. NO. PL-D1.08



MATCHLINE CENTERLINE STA 97+00
 SEE DWG. NO. PL-D1.10



PREPARED BY: ON:	ALTERED BY: ON:
NO ALTERATION PERMITTED HEREON EXCEPT AS PROVIDED UNDER SECTION 7209 SUBDIVISION 2 OF THE NEW YORK EDUCATION LAW.	
SIGNATURE _____	DATE _____

AS BUILT REVISIONS DESCRIPTION OF WORK:	NYS RTE 33 / KENSINGTON EXPRESSWAY CONCEPT STUDY	PIN
	NEW YORK STATE DEPARTMENT OF TRANSPORTATION	PS&E DATE
	CITY OF BUFFALO	
	COUNTY: ERIE	
	DOCUMENT NAME: 551252.CPH.PLAN9.DGN	

ELEMENTS SHOWN ON ROUTE 33 MAINLINE BETWEEN CENTERLINE STA. 68+00 TO STA. 109+75 ARE WITHIN TUNNEL SECTION.

NOTE:
 ROUTE 33 LEVEL SHOWN.
 ABOVE DECK LAYOUT NOT SHOWN FOR CLARITY.



ALL DIMENSIONS IN FT UNLESS OTHERWISE NOTED
ROADWAY PLANS
 ALTERNATIVE - D-1
 CENTERLINE STA 92+00 TO 97+00

C&S COMPANIES
 C&S Engineers, Inc.
 150 State Street, Suite 120
 Rochester, New York 14614
 Phone: 585-325-6040
 Fax: 585-467-7588
 www.ccs.com

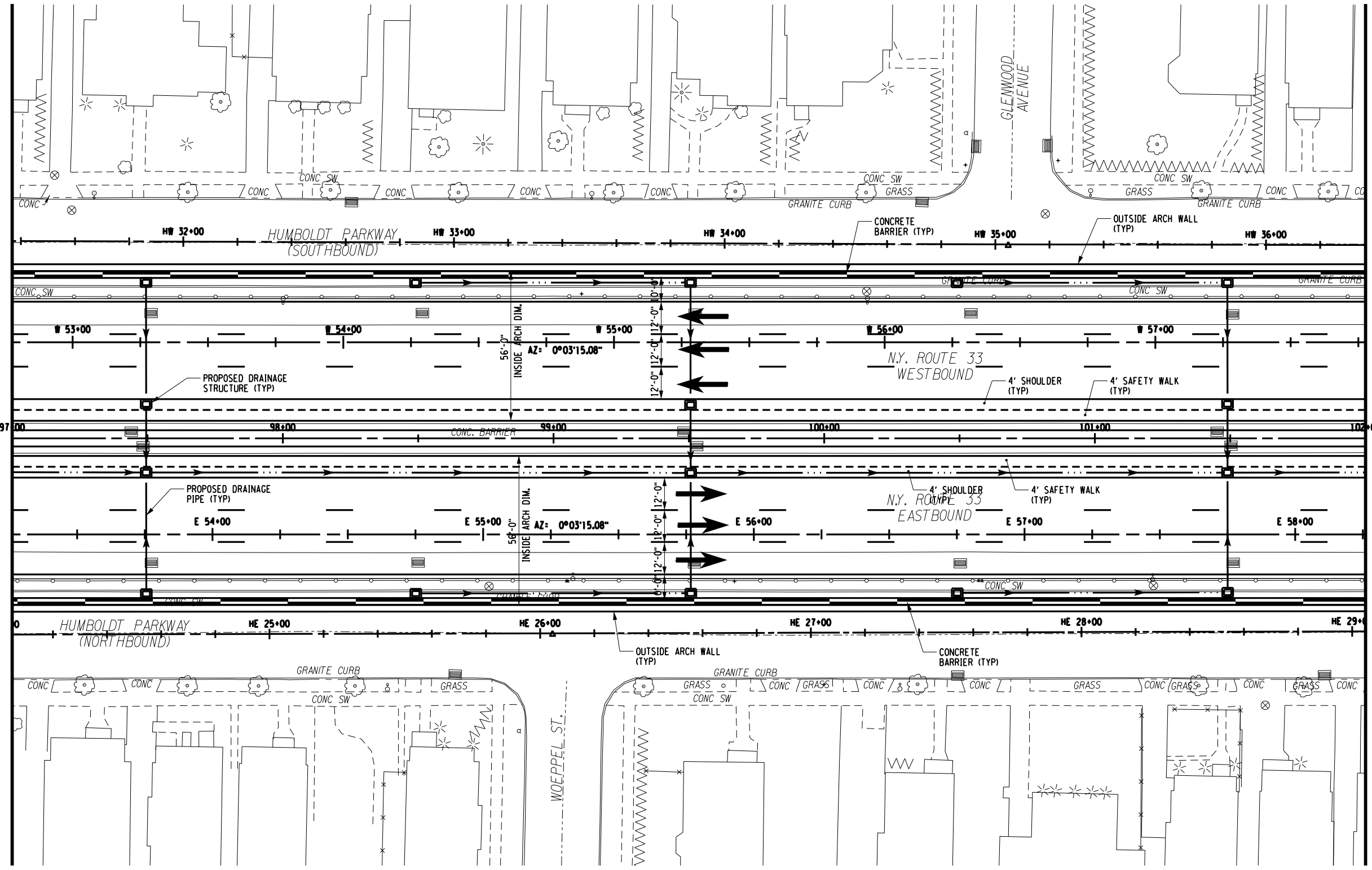
DRAWING NO. **PL-D1.09**
 SHEET NO.

FILE NAME = **SYTIME**
 DATE/TIME = DGN**SYTIME0123456
 USER = DGN**USERNAME

DESIGN SUPERVISOR XX JOB MANAGER XX DESIGNED BY XX CHECKED BY XX ESTIMATED BY XX DRAFTED BY XX CHECKED BY XX

MATCHLINE CENTERLINE STA 97+00
 SEE DWG. NO. PL-D1.09

MATCHLINE CENTERLINE STA 102+00
 SEE DWG. NO. PL-D1.11



PREPARED BY: ON:	ALTERED BY: ON:
NO ALTERATION PERMITTED HEREON EXCEPT AS PROVIDED UNDER SECTION 7209 SUBDIVISION 2 OF THE NEW YORK EDUCATION LAW.	
SIGNATURE _____	DATE _____

AS BUILT REVISIONS DESCRIPTION OF WORK:	NYS RTE 33 / KENSINGTON EXPRESSWAY CONCEPT STUDY	PIN
	NEW YORK STATE DEPARTMENT OF TRANSPORTATION	PS&E DATE
	CITY OF BUFFALO	
	COUNTY: ERIE	
	DOCUMENT NAME: 551252.CPH.PLAN10.DGN	

ELEMENTS SHOWN ON ROUTE 33 MAINLINE BETWEEN CENTERLINE STA. 68+00 TO STA. 109+75 ARE WITHIN TUNNEL SECTION.

NOTE:
 ROUTE 33 LEVEL SHOWN.
 ABOVE DECK LAYOUT NOT SHOWN FOR CLARITY.



ALL DIMENSIONS IN FT UNLESS OTHERWISE NOTED
ROADWAY PLANS
 ALTERNATIVE - D-1
 CENTERLINE STA 97+00 TO 102+00

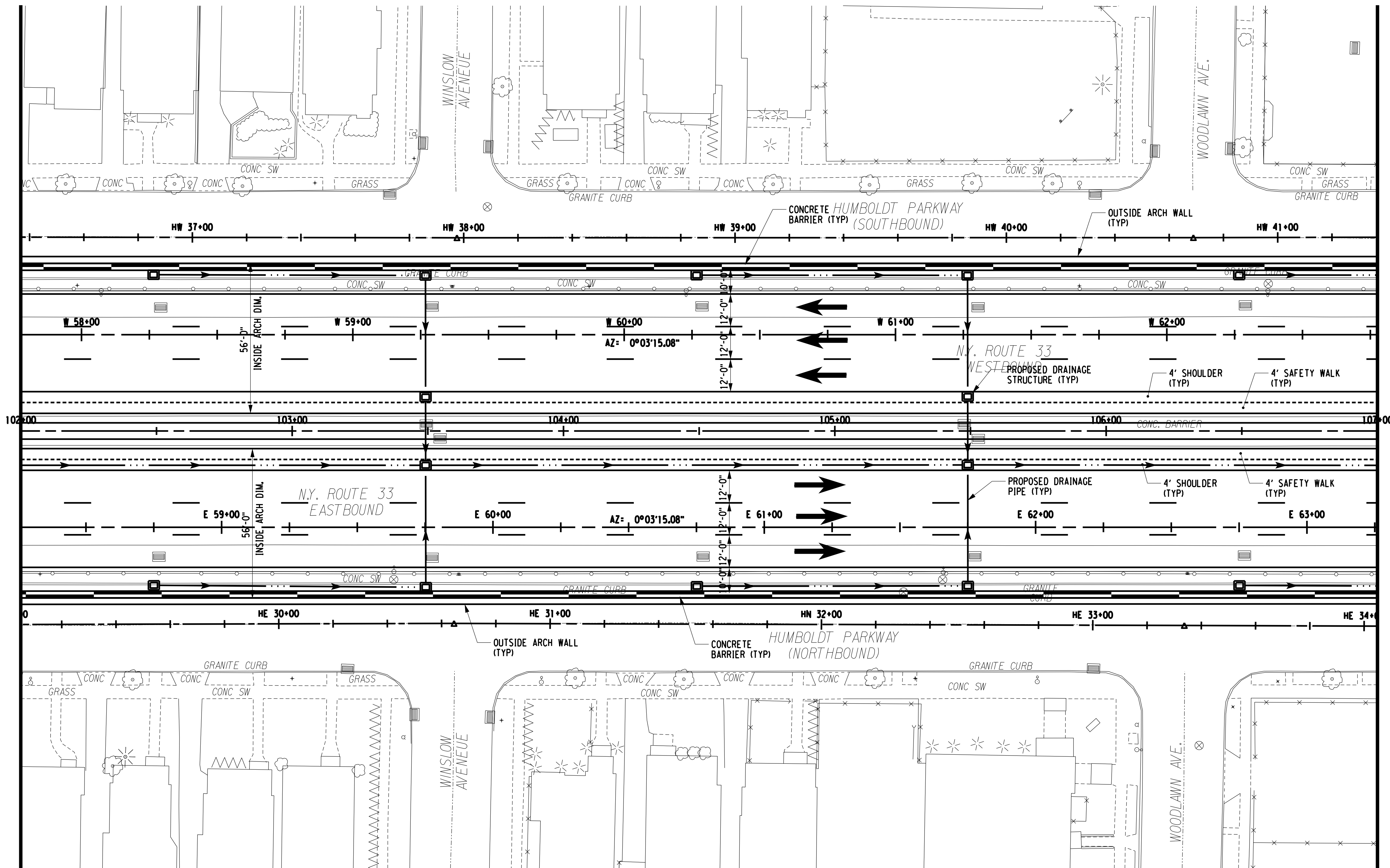
C&S COMPANIES
 C&S Engineers, Inc.
 150 State Street, Suite 120
 Rochester, New York 14614
 Phone: 585-325-8040
 Fax: 585-467-7588
 www.ccs.com

DRAWING NO. **PL-D1.10**
 SHEET NO.


FILE NAME = F:\Project\190 - N.Y.S. DEPT OF TRANSPORTATION\190443001 - Rte 33 Kensington Concept Study\CADD\Project Files (Current)\D-2\551252.cph-D-1.PL11.dgn
 DATE/TIME = 5/17/2012
 USER = jeffke

DESIGN SUPERVISOR XX JOB MANAGER XX DESIGNED BY XX CHECKED BY XX ESTIMATED BY XX DRAFTED BY XX CHECKED BY XX

MATCHLINE CENTERLINE STA 102+00
 SEE DWG. NO. PL-D1.10



MATCHLINE CENTERLINE STA 107+00
 SEE DWG. NO. PL-D1.12



PREPARED BY: ON:	ALTERED BY: ON:
NO ALTERATION PERMITTED HEREON EXCEPT AS PROVIDED UNDER SECTION 7209 SUBDIVISION 2 OF THE NEW YORK EDUCATION LAW.	
AS BUILT REVISIONS DESCRIPTION OF WORK:	
SIGNATURE _____	DATE _____

NO ALTERATION PERMITTED HEREON EXCEPT AS PROVIDED UNDER SECTION 7209 SUBDIVISION 2 OF THE NEW YORK EDUCATION LAW.

NYS RTE 33 / KENSINGTON EXPRESSWAY CONCEPT STUDY		PIN
NEW YORK STATE DEPARTMENT OF TRANSPORTATION		PS&E DATE
CITY OF BUFFALO		
COUNTY: ERIE		
DOCUMENT NAME: 551252.CPH_PLAN11.DGN		

ELEMENTS SHOWN ON ROUTE 33 MAINLINE BETWEEN CENTERLINE STA. 68+00 TO STA. 109+75 ARE WITHIN TUNNEL SECTION.

NOTE:
 ROUTE 33 LEVEL SHOWN.
 ABOVE DECK LAYOUT NOT SHOWN FOR CLARITY.



ALL DIMENSIONS IN FT UNLESS OTHERWISE NOTED

ROADWAY PLANS
ALTERNATIVE - D-1
CENTERLINE STA 102+00 TO 107+00

C&S COMPANIES
 C&S Engineers, Inc.
 150 State Street, Suite 120
 Rochester, New York 14614
 Phone: 585-325-9040
 Fax: 585-697-7588
 www.ccs.com

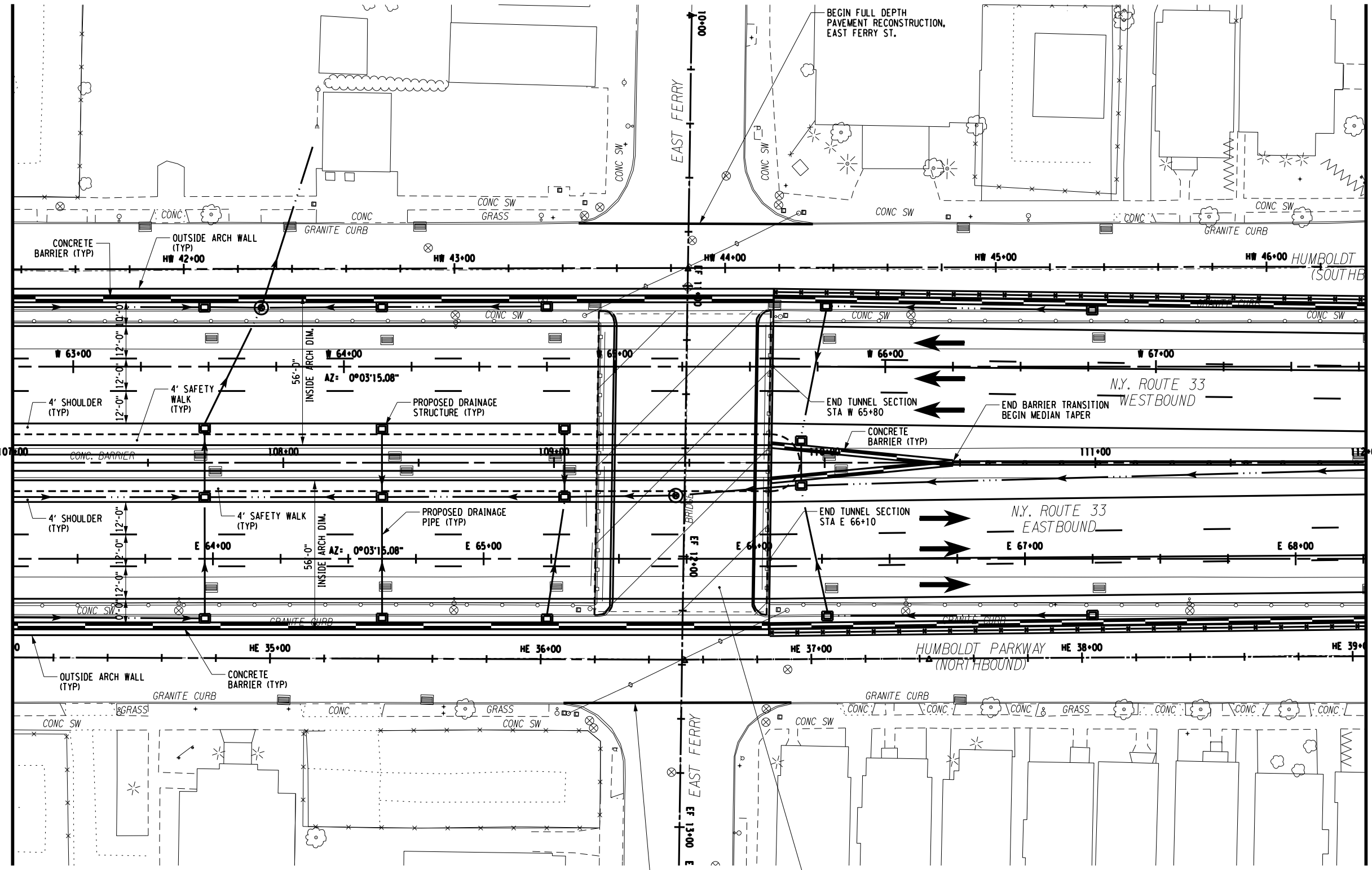
DRAWING NO. **PL-D1.11**
 SHEET NO.

FILE NAME = **SYTIME**
 DATE/TIME = DGN\$SYTIME0123456
 USER = DGN\$USERNAME

DESIGN SUPERVISOR XX JOB MANAGER XX DESIGNED BY XX CHECKED BY XX ESTIMATED BY XX DRAFTED BY XX CHECKED BY XX

MATCHLINE CENTERLINE STA 107+00
 SEE DWG. NO. PL-D1.11

MATCHLINE CENTERLINE STA 112+00
 SEE DWG. NO. PL-D1.13



PREPARED BY: ON:	ALTERED BY: ON:
NO ALTERATION PERMITTED HEREON EXCEPT AS PROVIDED UNDER SECTION 7209 SUBDIVISION 2 OF THE NEW YORK EDUCATION LAW.	
AS BUILT REVISIONS DESCRIPTION OF WORK:	
SIGNATURE _____	DATE _____

NYS RTE 33 / KENSINGTON EXPRESSWAY CONCEPT STUDY	PIN
NEW YORK STATE DEPARTMENT OF TRANSPORTATION	PS&E DATE
CITY OF BUFFALO	
COUNTY: ERIE	
DOCUMENT NAME: 551252_CPH_PLAN12.DGN	

ELEMENTS SHOWN ON ROUTE 33 MAINLINE BETWEEN CENTERLINE STA. 68+00 TO STA. 109+75 ARE WITHIN TUNNEL SECTION.

NOTE:
 ROUTE 33 LEVEL SHOWN.
 ABOVE DECK LAYOUT NOT SHOWN FOR CLARITY.


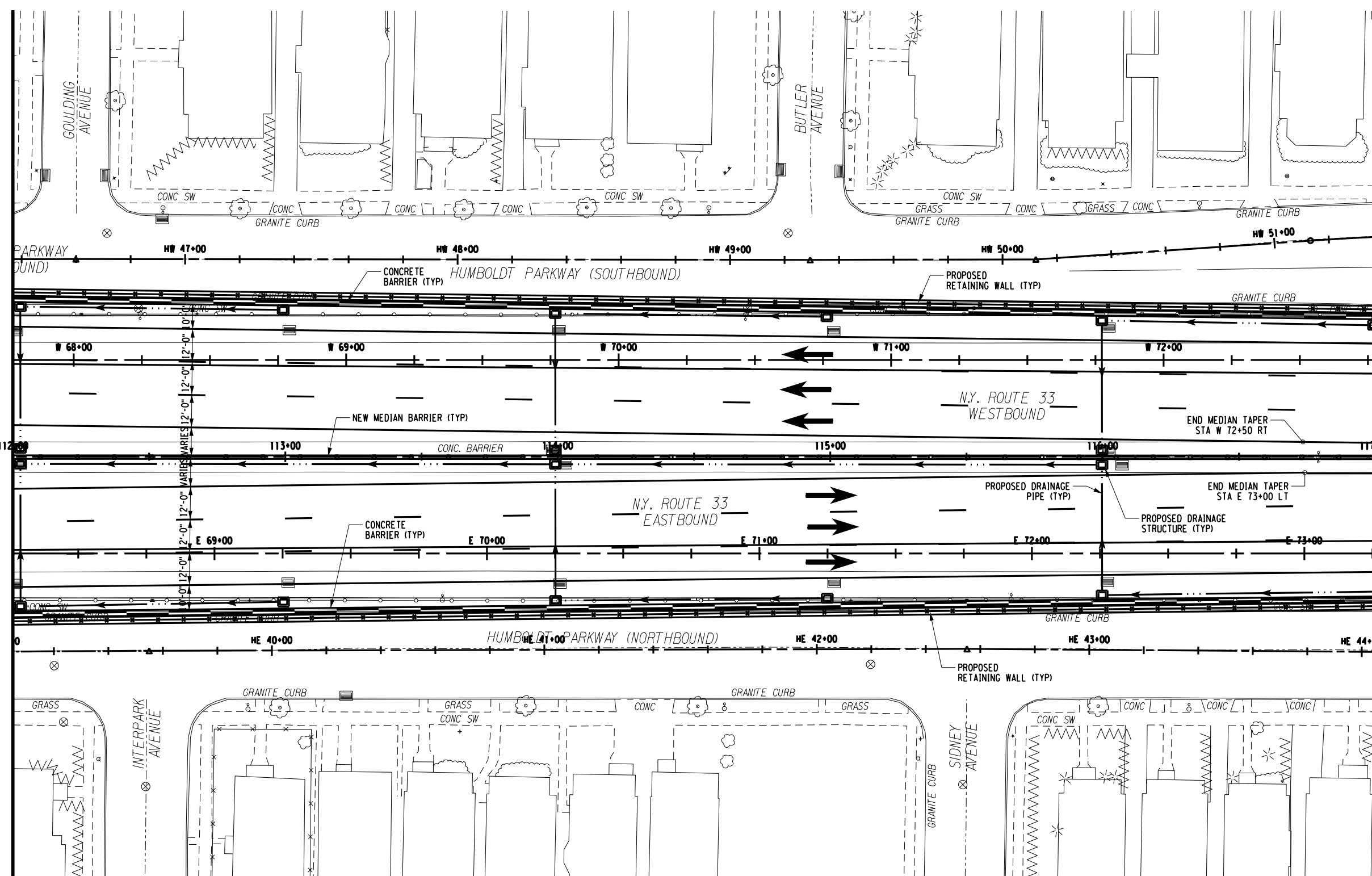


ALL DIMENSIONS IN FT UNLESS OTHERWISE NOTED

PLAN
 ALTERNATIVE - D-1
 CENTERLINE STA 107+00 TO 112+00

C&S COMPANIES
 C&S Engineers, Inc.
 150 State Street, Suite 120
 Rochester, New York 14614
 Phone: 585-325-8040
 Fax: 585-497-7588
 www.ccs.com

DRAWING NO. **PL-D1.12**
 SHEET NO.



MATCHLINE CENTERLINE STA 112+00
SEE DWG. NO. PL-D1.12

MATCHLINE CENTERLINE STA 117+00
SEE DWG. NO. PL-D1.14

PREPARED BY: ON:	ALTERED BY: ON:
NO ALTERATION PERMITTED HEREON EXCEPT AS PROVIDED UNDER SECTION 7209 SUBDIVISION 2 OF THE NEW YORK EDUCATION LAW.	
AS BUILT REVISIONS DESCRIPTION OF WORK:	
SIGNATURE _____	DATE _____

NYS RTE 33 / KENSINGTON EXPRESSWAY CONCEPT STUDY	PIN
NEW YORK STATE DEPARTMENT OF TRANSPORTATION	PS&E DATE
CITY OF BUFFALO	
COUNTY: ERIE	
DOCUMENT NAME: 551252_CPH_PLAN13.DGN	

ALL DIMENSIONS IN FT UNLESS OTHERWISE NOTED	
ROADWAY PLANS ALTERNATIVE - D-1 CENTERLINE STA 112+00 TO 117+00	

NEW YORK STATE DEPARTMENT OF TRANSPORTATION REGION 5	
DRAWING NO. PL-D1.13 SHEET NO.	

NOTE:
ROUTE 33 LEVEL SHOWN.
ABOVE DECK LAYOUT NOT SHOWN FOR CLARITY.

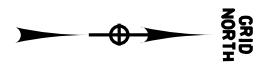
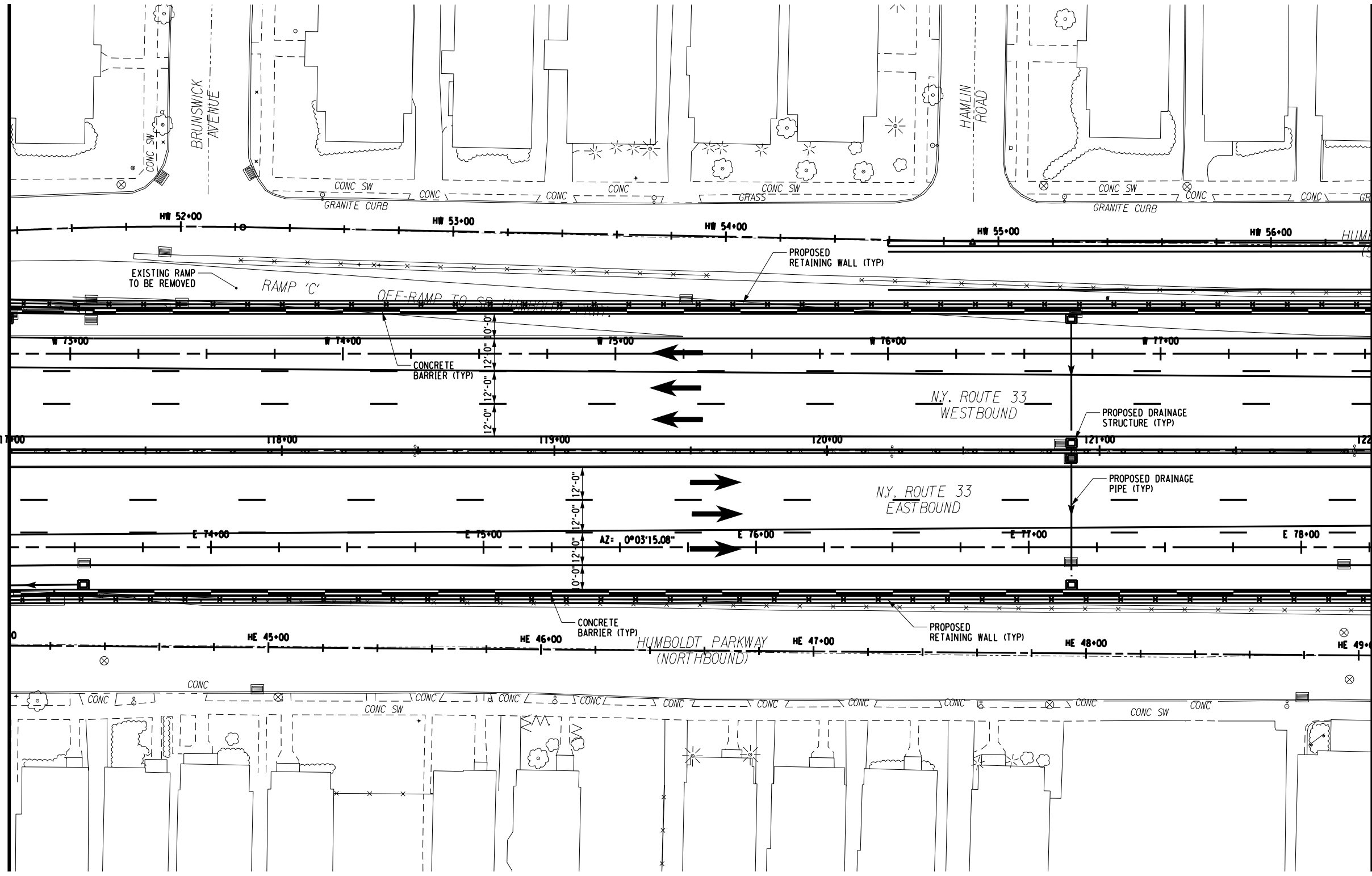


FILE NAME = **SYTIME**
 DATE/TIME = DGN\$SYTIME0123456
 USER = DGN\$USERNAME

DESIGN SUPERVISOR XX JOB MANAGER XX DESIGNED BY XX CHECKED BY XX ESTIMATED BY XX DRAFTED BY XX CHECKED BY XX

MATCHLINE CENTERLINE STA 117+00
 SEE DWG. NO. PL-D1.13

MATCHLINE CENTERLINE STA 122+00
 SEE DWG. NO. PL-D1.15



PREPARED BY: ON:	ALTERED BY: ON:
NO ALTERATION PERMITTED HEREON EXCEPT AS PROVIDED UNDER SECTION 7209 SUBDIVISION 2 OF THE NEW YORK EDUCATION LAW.	
SIGNATURE _____	DATE _____

AS BUILT REVISIONS DESCRIPTION OF WORK:	NYS RTE 33 / KENSINGTON EXPRESSWAY CONCEPT STUDY	PIN
	NEW YORK STATE DEPARTMENT OF TRANSPORTATION	PS&E DATE
	CITY OF BUFFALO	
	COUNTY: ERIE	
	DOCUMENT NAME: 551252.CPH.PLAN14.DGN	

ALL DIMENSIONS IN FT UNLESS OTHERWISE NOTED	
ROADWAY PLANS ALTERNATIVE - D-1 CENTERLINE STA 117+00 TO 122+00	

NOTE:
 ROUTE 33 LEVEL SHOWN.
 ABOVE DECK LAYOUT NOT SHOWN FOR CLARITY.

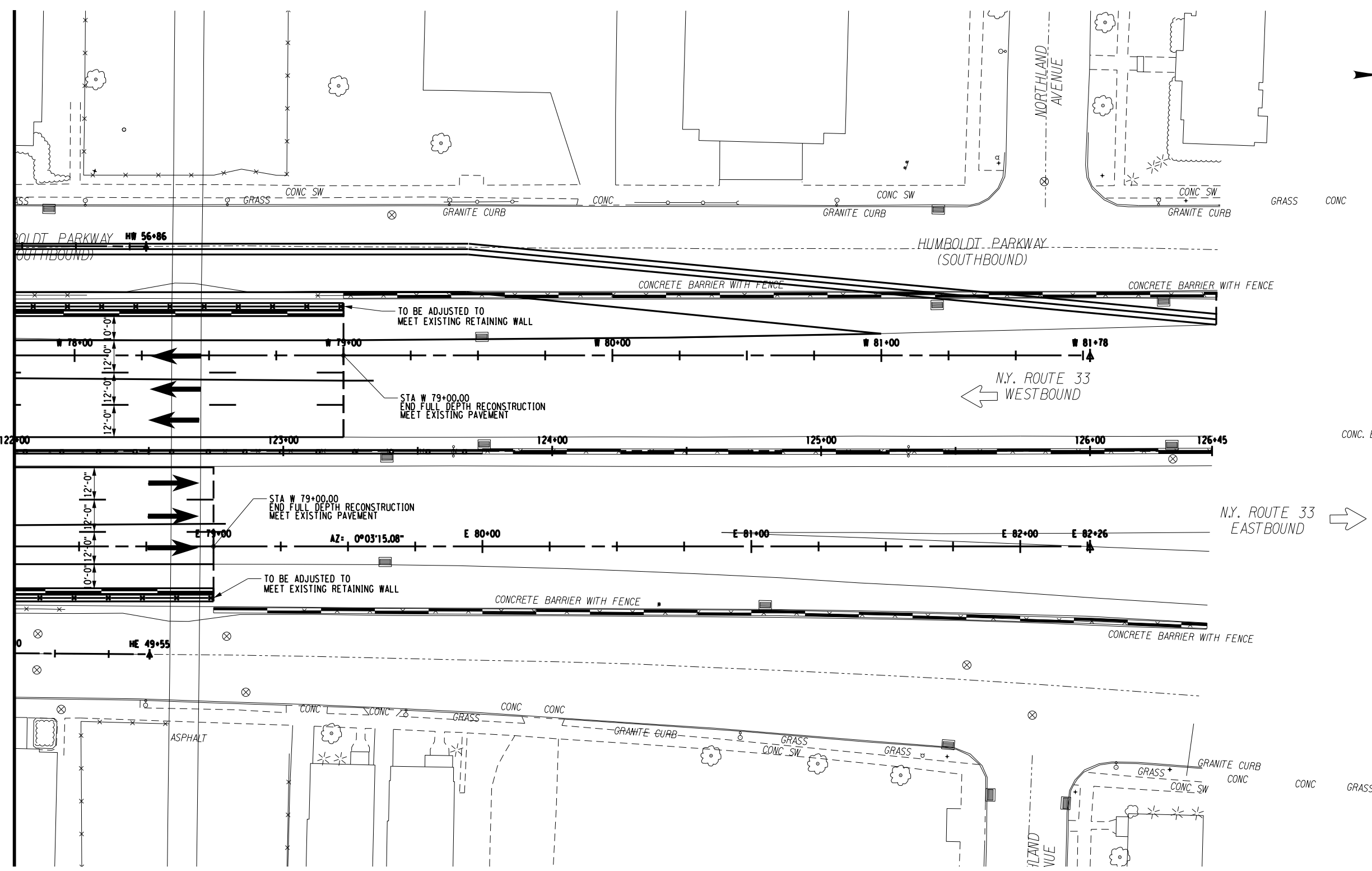
C&S COMPANIES	C&S Engineers, Inc. 150 State Street, Suite 120 Rochester, New York 14614 Phone: 585-325-6040 Fax: 585-467-7588 www.ccs.com
DRAWING NO.	PL-D1.14
SHEET NO.	

NEW YORK STATE DEPARTMENT OF TRANSPORTATION REGION 5

FILE NAME = **SYTIME**
 DATE/TIME = DGN\$SYTIME0123456
 USER = DGN\$USERNAME

DESIGN SUPERVISOR XX JOB MANAGER XX DESIGNED BY XX CHECKED BY XX ESTIMATED BY XX DRAFTED BY XX CHECKED BY XX

MATCHLINE CENTERLINE STA 122+00
 SEE DWG. NO. PL-D1.14



PREPARED BY: ON:	ALTERED BY: ON:

NO ALTERATION PERMITTED HEREON EXCEPT AS PROVIDED UNDER SECTION 7209 SUBDIVISION 2 OF THE NEW YORK EDUCATION LAW.

AS BUILT REVISIONS
 DESCRIPTION OF WORK:

SIGNATURE _____ DATE _____

NYS RTE 33 / KENSINGTON EXPRESSWAY CONCEPT STUDY	PIN
NEW YORK STATE DEPARTMENT OF TRANSPORTATION	PS&E DATE
CITY OF BUFFALO	
COUNTY: ERIE	
DOCUMENT NAME: 551252_CPH_PLAN15.DGN	

ALL DIMENSIONS IN FT UNLESS OTHERWISE NOTED

**ROADWAY PLANS
 ALTERNATIVE - D-1
 CENTERLINE STA 122+00 TO 126+45**

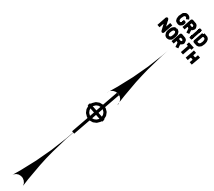
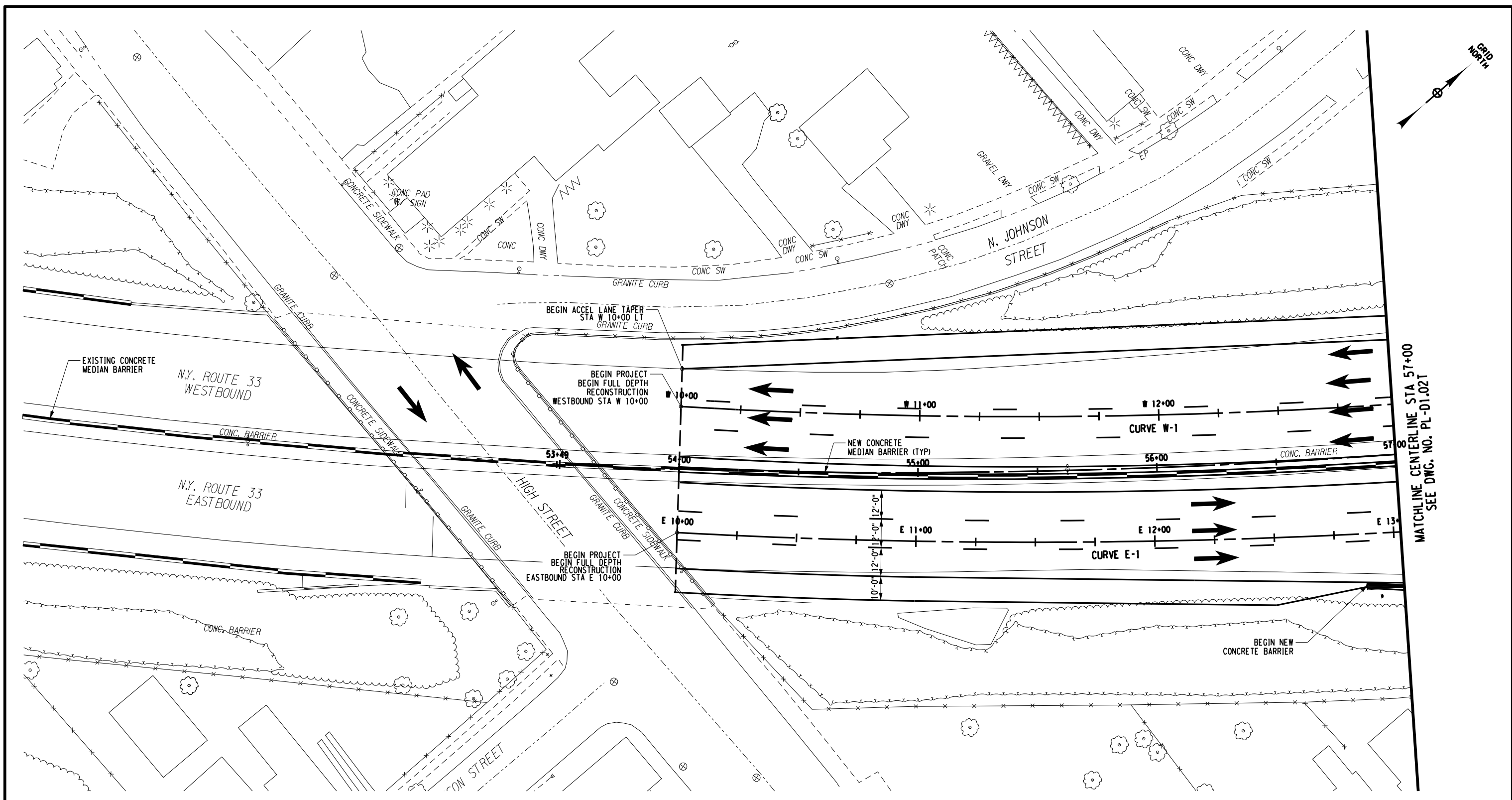
C&S COMPANIES

C&S Engineers, Inc.
 150 State Street, Suite 120
 Rochester, New York 14614
 Phone: 585-325-6040
 Fax: 585-467-7588
 www.ccs.com

DRAWING NO. **PL-D1.15**
 SHEET NO.

FILE NAME = **SYTIME**
 DATE/TIME = DGN\$SYTIME0123456
 USER = DGN\$USERNAME

DESIGN SUPERVISOR XX JOB MANAGER XX DESIGNED BY XX CHECKED BY XX ESTIMATED BY XX DRAFTED BY XX CHECKED BY XX



MATCHLINE CENTERLINE STA 57+00
 SEE DWG. NO. PL-D1.021

PREPARED BY: ON:	ALTERED BY: ON:

NO ALTERATION PERMITTED HEREON EXCEPT AS PROVIDED UNDER SECTION 7209 SUBDIVISION 2 OF THE NEW YORK EDUCATION LAW.

AS BUILT REVISIONS DESCRIPTION OF WORK:	SIGNATURE	DATE

NYS RTE 33 / KENSINGTON EXPRESSWAY CONCEPT STUDY	PIN
NEW YORK STATE DEPARTMENT OF TRANSPORTATION	PS&E DATE
CITY OF BUFFALO	
COUNTY: ERIE	
DOCUMENT NAME: 551252_CPH_PLAN1.DGN	

ALL DIMENSIONS IN FT UNLESS OTHERWISE NOTED

ROADWAY PLANS
 ALTERNATIVE - D-1 (TOP)
 CENTERLINE STA 53+00 TO STA 57+00



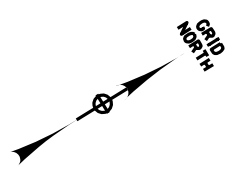
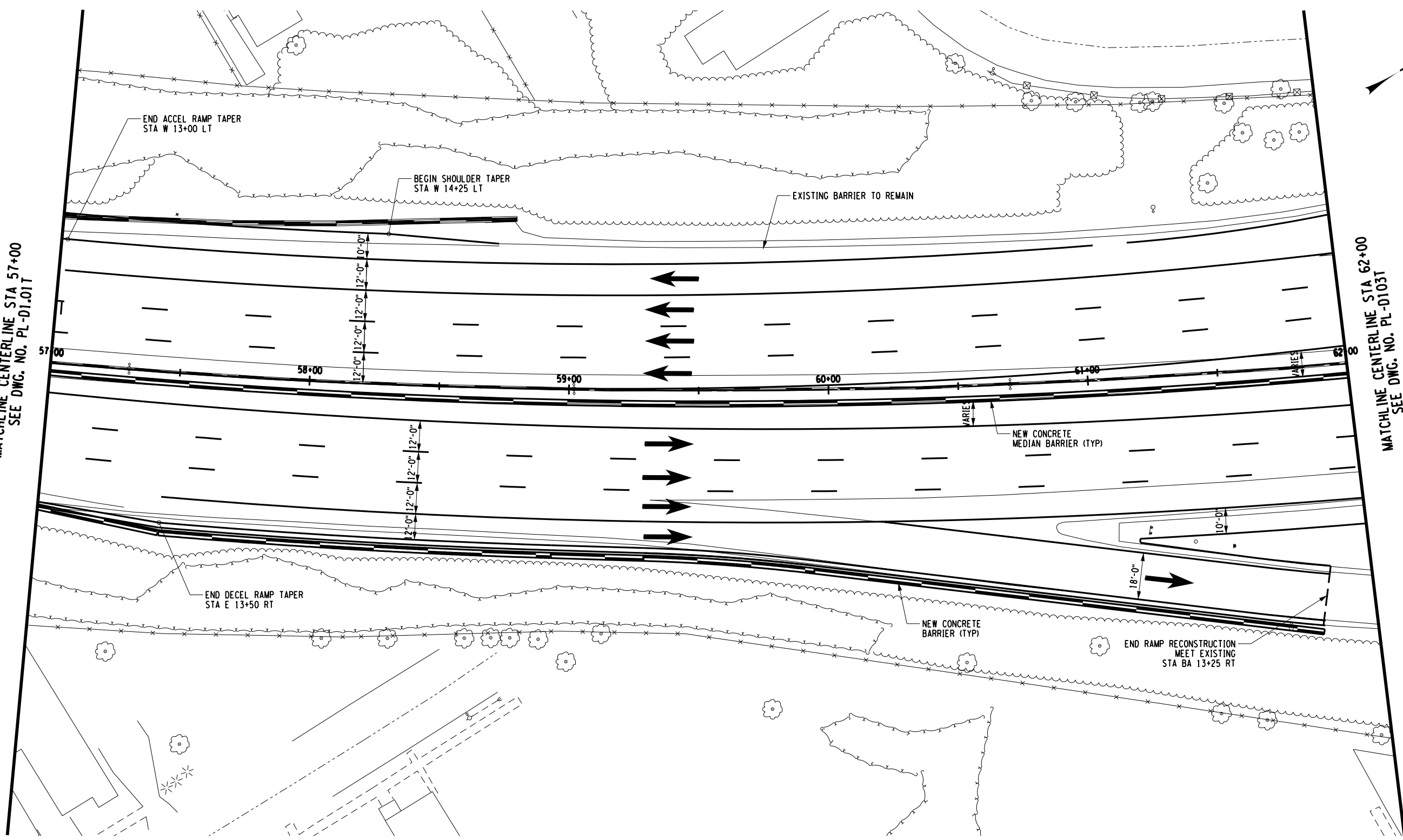
C&S COMPANIES	C&S Engineers, Inc. 150 State Street, Suite 120 Rochester, New York 14614 Phone: 585-325-8040 Fax: 585-467-7588 www.ccs.com
DRAWING NO.	PL-D1.01T
SHEET NO.	

FILE NAME = **SYTIME**
 DATE/TIME = DGN\$SYTIME0123456
 USER = DGN\$USERNAME

DESIGN SUPERVISOR XX JOB MANAGER XX DESIGNED BY XX CHECKED BY XX ESTIMATED BY XX DRAFTED BY XX CHECKED BY XX

MATCHLINE CENTERLINE STA 57+00
 SEE DWG. NO. PL-D1.01T

MATCHLINE CENTERLINE STA 62+00
 SEE DWG. NO. PL-D1.03T



PREPARED BY: ON:	ALTERED BY: ON:

NO ALTERATION PERMITTED HEREON EXCEPT AS PROVIDED UNDER SECTION 7209 SUBDIVISION 2 OF THE NEW YORK EDUCATION LAW.

AS BUILT REVISIONS DESCRIPTION OF WORK:	SIGNATURE _____	DATE _____
--	-----------------	------------

NYS RTE 33 / KENSINGTON EXPRESSWAY CONCEPT STUDY	PIN
NEW YORK STATE DEPARTMENT OF TRANSPORTATION	PS&E DATE
CITY OF BUFFALO	
COUNTY: ERIE	
DOCUMENT NAME: 551252_CPH_PLAN2.DGN	

--

ALL DIMENSIONS IN FT UNLESS OTHERWISE NOTED

ROADWAY PLANS
ALTERNATIVE - D-1 (TOP)
CENTERLINE STA 57+00 TO 62+00



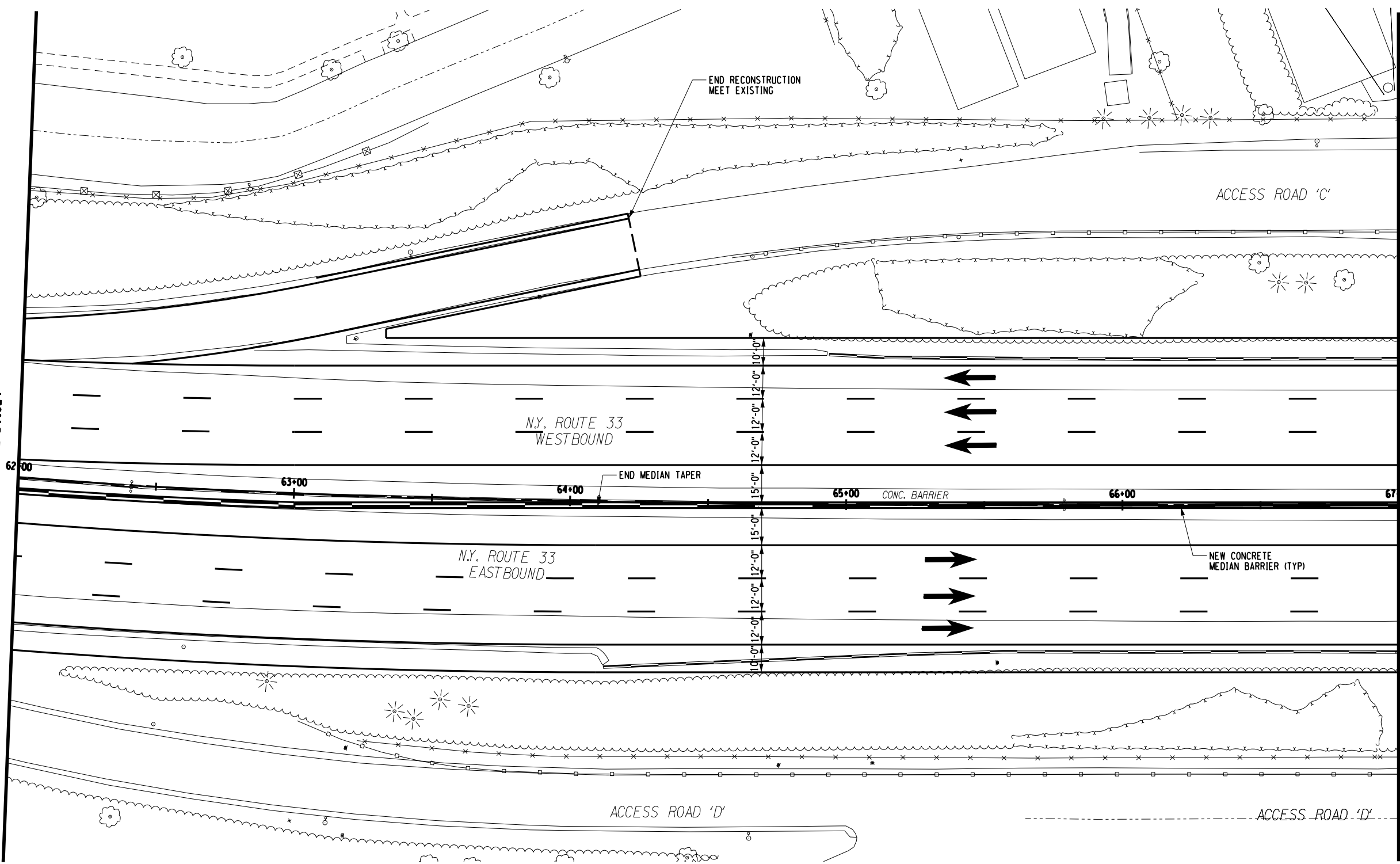
C&S COMPANIES	C&S Engineers, Inc. 100 State Street, Suite 120 Rochester, New York 14614 Phone: 585-325-9040 Fax: 585-497-7588 www.cscs.com
DRAWING NO.	PL-D1.02T
SHEET NO.	

FILE NAME = **SYTIME**
 DATE/TIME = DGN**SYTIME0123456
 USER = DGN**USERNAME

DESIGN SUPERVISOR XX JOB MANAGER XX DESIGNED BY XX CHECKED BY XX ESTIMATED BY XX DRAFTED BY XX CHECKED BY XX

MATCHLINE CENTERLINE STA 62+00
 SEE DWG. NO. PL-D1.02T

MATCHLINE CENTERLINE STA 67+00
 SEE DWG. NO. PL-D1.04T



PREPARED BY: ON:	ALTERED BY: ON:

NO ALTERATION PERMITTED HEREON EXCEPT AS PROVIDED UNDER SECTION 7209 SUBDIVISION 2 OF THE NEW YORK EDUCATION LAW.

AS BUILT REVISIONS
 DESCRIPTION OF WORK:

SIGNATURE _____ DATE _____

NYS RTE 33 / KENSINGTON EXPRESSWAY CONCEPT STUDY	PIN
NEW YORK STATE DEPARTMENT OF TRANSPORTATION	PS&E DATE
CITY OF BUFFALO	
COUNTY: ERIE	
DOCUMENT NAME: 551252_CPH_PLAN3.DGN	

ALL DIMENSIONS IN FT UNLESS OTHERWISE NOTED

ROADWAY PLANS
 ALTERNATIVE - D-1 (TOP)
 CENTERLINE STA 62+00 TO STA 67+00




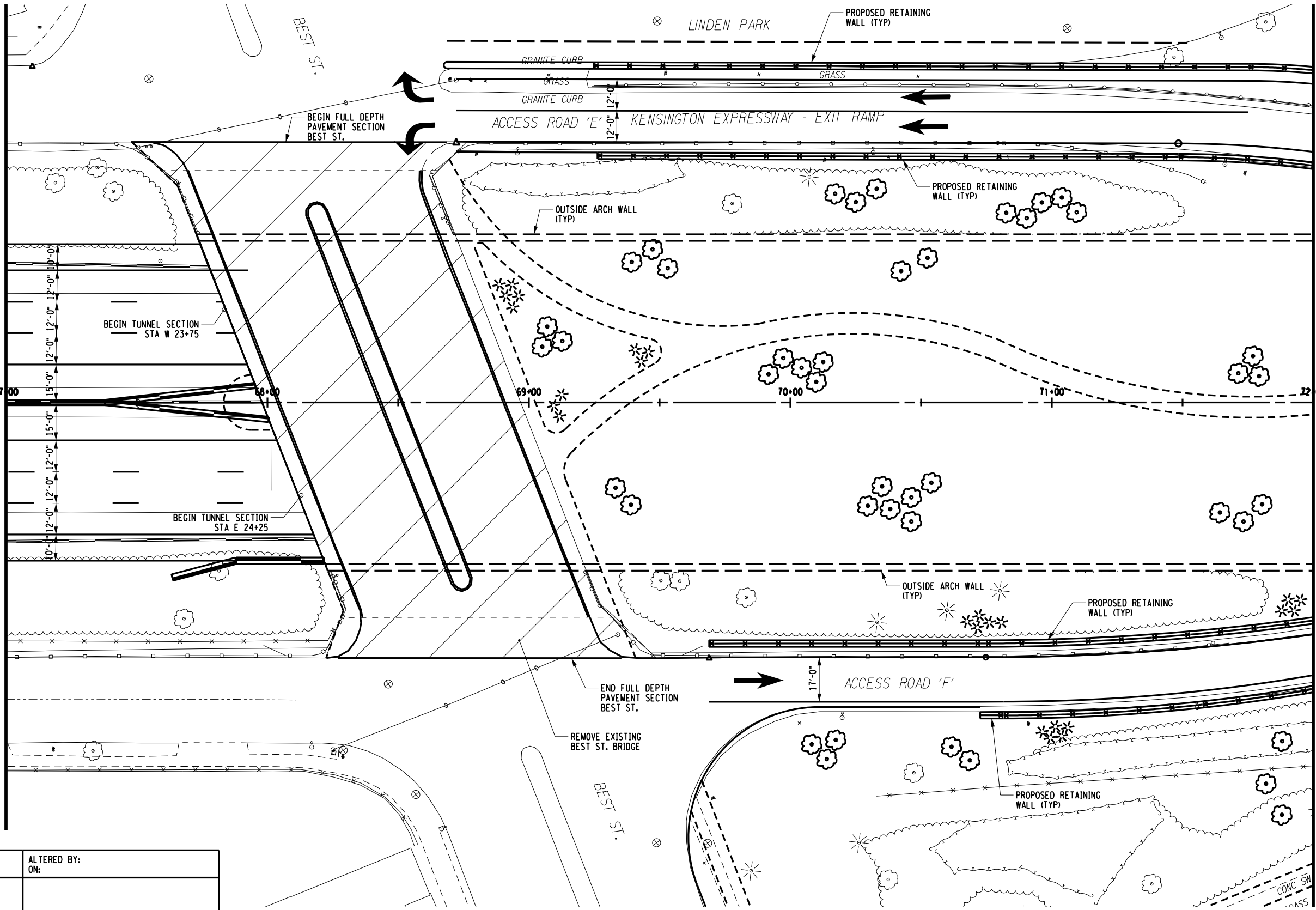
C&S COMPANIES	C&S Engineers, Inc. 150 State Street, Suite 120 Rochester, New York 14614 Phone: 585-325-6040 Fax: 585-497-7588 www.ccs.com
DRAWING NO.	PL-D1.03T
SHEET NO.	

FILE NAME = **SYTIME**
 DATE/TIME = DGN**SYTIME0123456
 USER = DGN**USERNAME

DESIGN SUPERVISOR XX JOB MANAGER XX DESIGNED BY XX CHECKED BY XX ESTIMATED BY XX DRAFTED BY XX CHECKED BY XX

MATCHLINE CENTERLINE STA 67+00
 SEE DWG. NO. PL-D1.031

MATCHLINE CENTERLINE STA 72+00
 SEE DWG. NO. PL-D1.051



PREPARED BY: ON:	ALTERED BY: ON:
NO ALTERATION PERMITTED HEREON EXCEPT AS PROVIDED UNDER SECTION 7209 SUBDIVISION 2 OF THE NEW YORK EDUCATION LAW.	
SIGNATURE _____	DATE _____

AS BUILT REVISIONS DESCRIPTION OF WORK:

NYS RTE 33 / KENSINGTON EXPRESSWAY CONCEPT STUDY	PIN
NEW YORK STATE DEPARTMENT OF TRANSPORTATION	PS&E DATE
CITY OF BUFFALO	
COUNTY: ERIE	
DOCUMENT NAME: 551252_CPH_PLAN4.DGN	

ALL DIMENSIONS IN FT UNLESS OTHERWISE NOTED	
ROADWAY PLANS ALTERNATIVE - D-1 (TOP) CENTERLINE STA 67+00 TO STA 72+00	


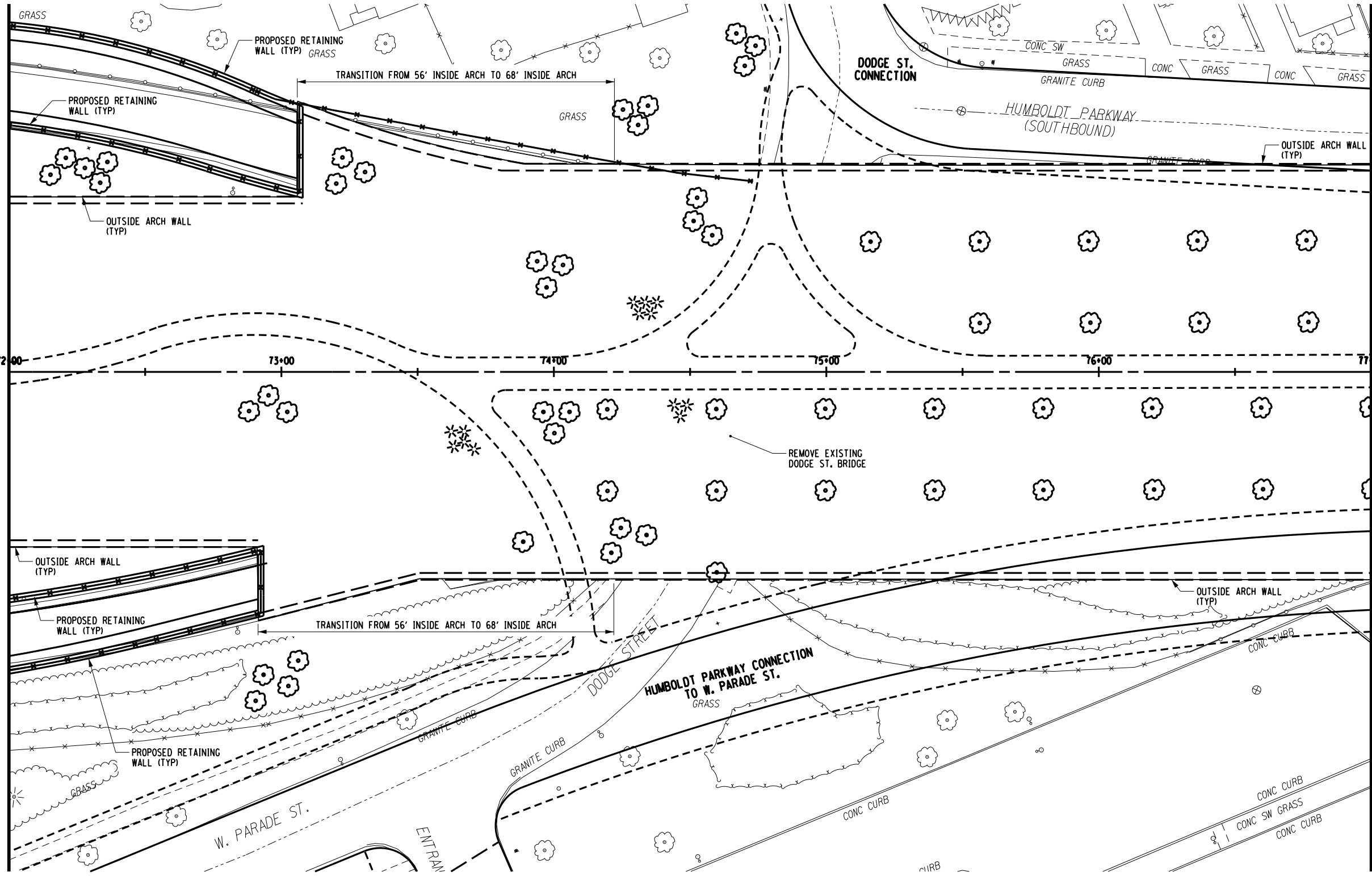
C&S COMPANIES	C&S Engineers, Inc. 150 State Street, Suite 120 Rochester, New York 14614 Phone: 585-325-8040 Fax: 585-497-7588 www.ccs.com
DRAWING NO.	PL-D1.04T
SHEET NO.	

FILE NAME = **SYTIME**
 DATE/TIME = DGN**SYTIME0123456
 USER = DGN**USERNAME

DESIGN SUPERVISOR XX JOB MANAGER XX DESIGNED BY XX CHECKED BY XX ESTIMATED BY XX DRAFTED BY XX CHECKED BY XX

MATCHLINE CENTERLINE STA 72+00
 SEE DWG. NO. PL-D1.041

MATCHLINE CENTERLINE STA 77+00
 SEE DWG. NO. PL-D1.061



PREPARED BY: ON:	ALTERED BY: ON:

NO ALTERATION PERMITTED HEREON EXCEPT AS PROVIDED UNDER SECTION 7209 SUBDIVISION 2 OF THE NEW YORK EDUCATION LAW.

AS BUILT REVISIONS
 DESCRIPTION OF WORK:

 SIGNATURE

 DATE

NYS RTE 33 / KENSINGTON EXPRESSWAY CONCEPT STUDY
 NEW YORK STATE DEPARTMENT OF TRANSPORTATION
 CITY OF BUFFALO
 COUNTY: ERIE
 DOCUMENT NAME: 551252_CPH_PLAN5.DGN

PIN
 PS&E DATE

ALL DIMENSIONS IN FT UNLESS OTHERWISE NOTED

ROADWAY PLANS
 ALTERNATIVE - D-1 (TOP)
 CENTERLINE STA 72+00 TO STA 77+00

C&S COMPANIES
 C&S Engineers, Inc.
 150 State Street, Suite 120
 Rochester, New York 14614
 Phone: 585-325-8040
 Fax: 585-467-7588
 www.ccs.com


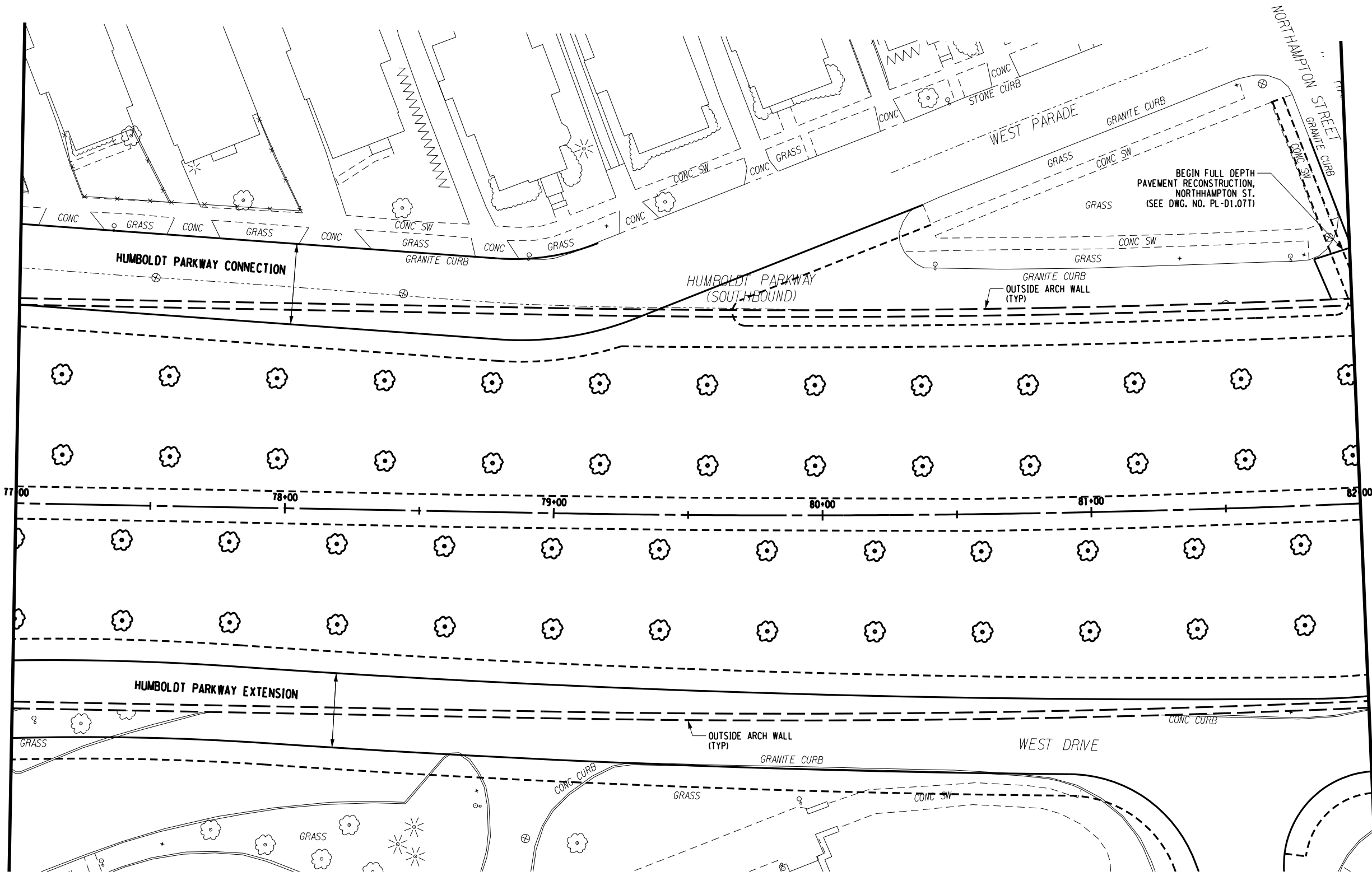
DRAWING NO. **PL-D1.051**
 SHEET NO.

FILE NAME = **SYTIME**
 DATE/TIME = DGN**SYTIME0123456
 USER = DGN**USERNAME

DESIGN SUPERVISOR XX JOB MANAGER XX DESIGNED BY XX CHECKED BY XX ESTIMATED BY XX DRAFTED BY XX CHECKED BY XX

MATCHLINE CENTERLINE STA 77+00
 SEE DWG. NO. PL-D1.05T

MATCHLINE CENTERLINE STA 82+00
 SEE DWG. NO. PL-D1.07T



PREPARED BY: ON:	ALTERED BY: ON:

NO ALTERATION PERMITTED HEREON EXCEPT AS PROVIDED UNDER SECTION 7209 SUBDIVISION 2 OF THE NEW YORK EDUCATION LAW.

AS BUILT REVISIONS
 DESCRIPTION OF WORK:

SIGNATURE _____ DATE _____

NYS RTE 33 / KENSINGTON EXPRESSWAY CONCEPT STUDY
 NEW YORK STATE DEPARTMENT OF TRANSPORTATION
 CITY OF BUFFALO
 COUNTY: ERIE
 DOCUMENT NAME: 551252_CPH_PLAN6.DGN

PIN
 PS&E DATE

ALL DIMENSIONS IN FT UNLESS OTHERWISE NOTED


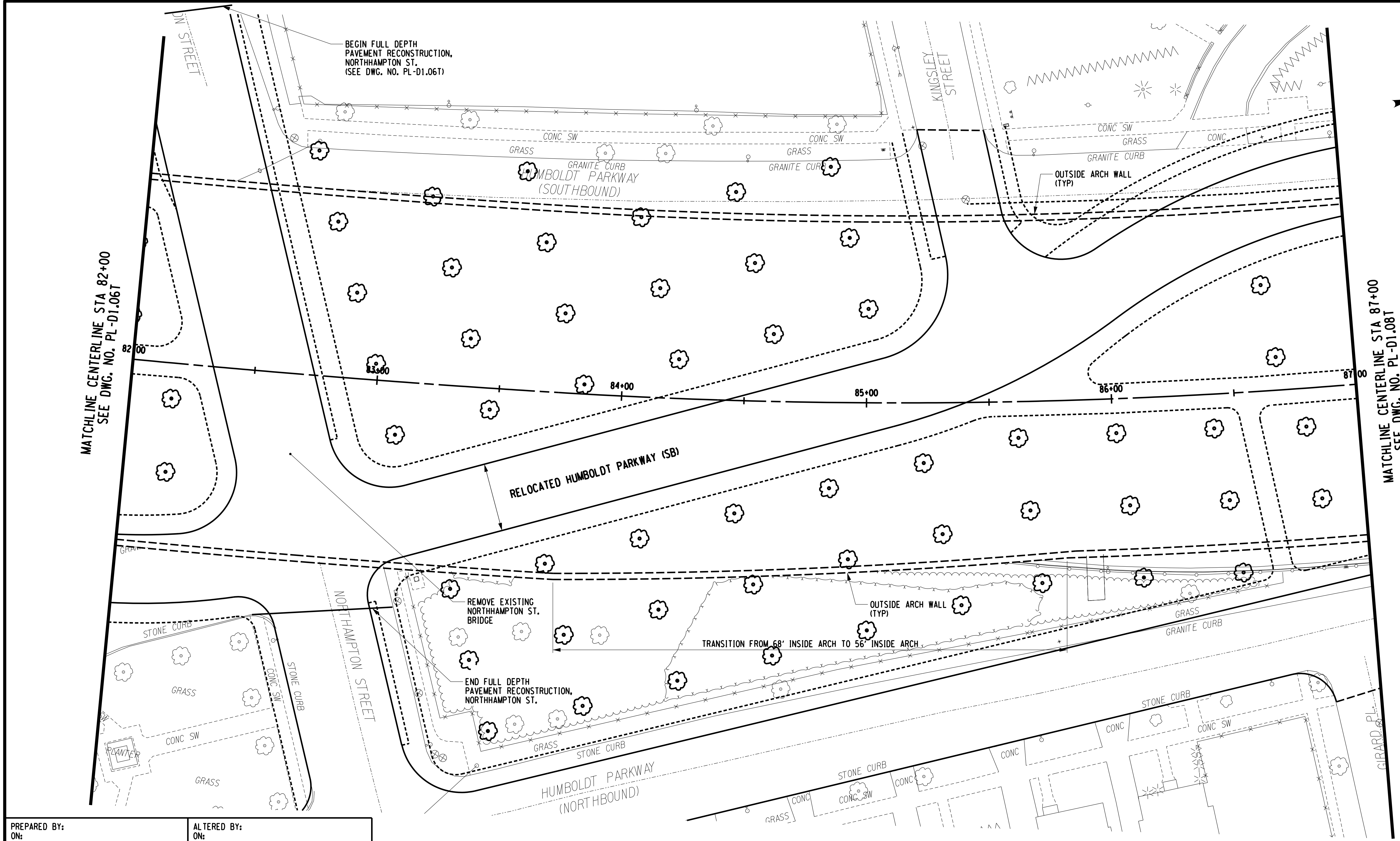
ROADWAY PLANS
ALTERNATIVE - D-1 (TOP)
CENTERLINE STA 77+00 TO STA 82+00

C&S COMPANIES
 C&S Engineers, Inc.
 150 State Street, Suite 120
 Rochester, New York 14614
 Phone: 585-325-8040
 Fax: 585-497-7588
 www.ccs.com

DRAWING NO. **PL-D1.06T**
 SHEET NO.

FILE NAME = F:\Project\190 - N.Y.S. DEPT OF TRANSPORTATION\190443001 - Rte 33 Kensington Concept Study\CADD\Project Files (Current)\DT-2\551252_cph-DT-1-PL07.dgn
 DATE/TIME = 5/17/2012
 USER = jeffke

DESIGN SUPERVISOR: XX JOB MANAGER: XX DESIGNED BY: XX CHECKED BY: XX ESTIMATED BY: XX DRAFTED BY: XX CHECKED BY: XX



MATCHLINE CENTERLINE STA 87+00
 SEE DWG. NO. PL-D1.081

MATCHLINE CENTERLINE STA 82+00
 SEE DWG. NO. PL-D1.06T

PREPARED BY: ON:	ALTERED BY: ON:
NO ALTERATION PERMITTED HEREON EXCEPT AS PROVIDED UNDER SECTION 7209 SUBDIVISION 2 OF THE NEW YORK EDUCATION LAW.	
SIGNATURE _____	DATE _____

AS BUILT REVISIONS DESCRIPTION OF WORK:	NYS RTE 33 / KENSINGTON EXPRESSWAY CONCEPT STUDY	PIN
	NEW YORK STATE DEPARTMENT OF TRANSPORTATION	PS&E DATE
	CITY OF BUFFALO	
	COUNTY: ERIE	
	DOCUMENT NAME: 551252_CPH_PLAN7.DGN	

ALL DIMENSIONS IN FT UNLESS OTHERWISE NOTED	
ROADWAY PLANS ALTERNATIVE - D-1 (TOP) CENTERLINE STA 82+00 TO STA 87+00	

DRAWING NO. PL-D1.07T
SHEET NO.




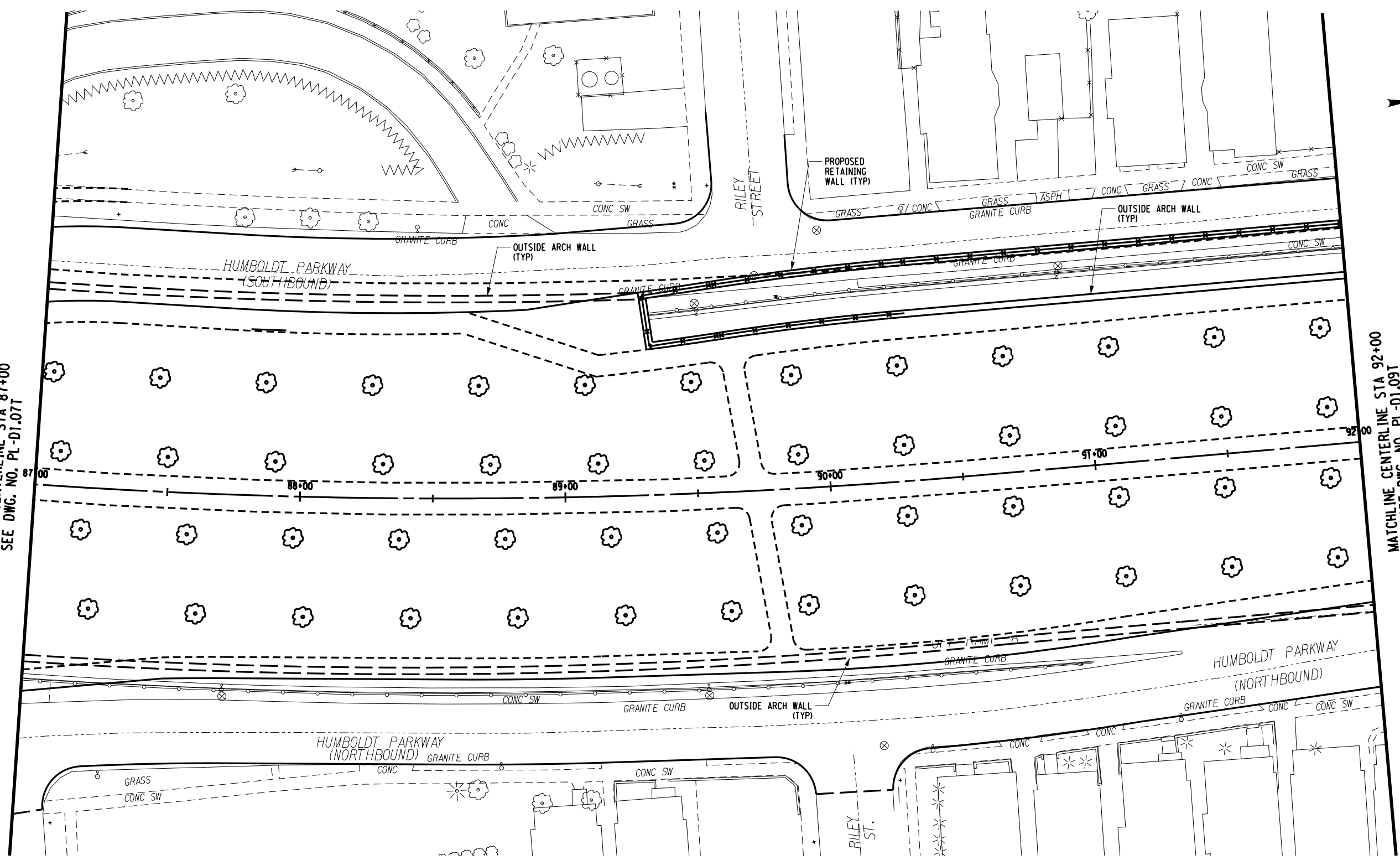
C&S COMPANIES
 C&S Engineers, Inc.
 150 State Street, Suite 120
 Rochester, New York 14614
 Phone: 585-325-9040
 Fax: 585-697-7588
 www.ccs.com

FILE NAME = **SYTIME**
 DATE/TIME = DGN**SYTIME0123456
 USER = DGN**USERNAME

DESIGN SUPERVISOR XX JOB MANAGER XX DESIGNED BY XX CHECKED BY XX ESTIMATED BY XX DRAFTED BY XX CHECKED BY XX

MATCHLINE CENTERLINE STA 87+00
 SEE DWG. NO. PL-D1.07T

MATCHLINE CENTERLINE STA 92+00
 SEE DWG. NO. PL-D1.09T



PREPARED BY: ON:	ALTERED BY: ON:

NO ALTERATION PERMITTED HEREON EXCEPT AS PROVIDED UNDER SECTION 7209 SUBDIVISION 2 OF THE NEW YORK EDUCATION LAW.

AS BUILT REVISIONS
 DESCRIPTION OF WORK:

 SIGNATURE

 DATE

NYS RTE 33 / KENSINGTON EXPRESSWAY CONCEPT STUDY
 NEW YORK STATE DEPARTMENT OF TRANSPORTATION
 CITY OF BUFFALO
 COUNTY: ERIE
 DOCUMENT NAME: 551252_CPH_PLAN8.DGN

PIN
 PS&E DATE

ALL DIMENSIONS IN FT UNLESS OTHERWISE NOTED

ROADWAY PLANS
 ALTERNATIVE - D-1 (TOP)
 CENTERLINE STA 87+00 TO STA 92+00



C&S COMPANIES
 C&S Engineers, Inc.
 150 State Street, Suite 120
 Rochester, New York 14614
 Phone: 585-325-6040
 Fax: 585-467-7588
 www.ccs.com


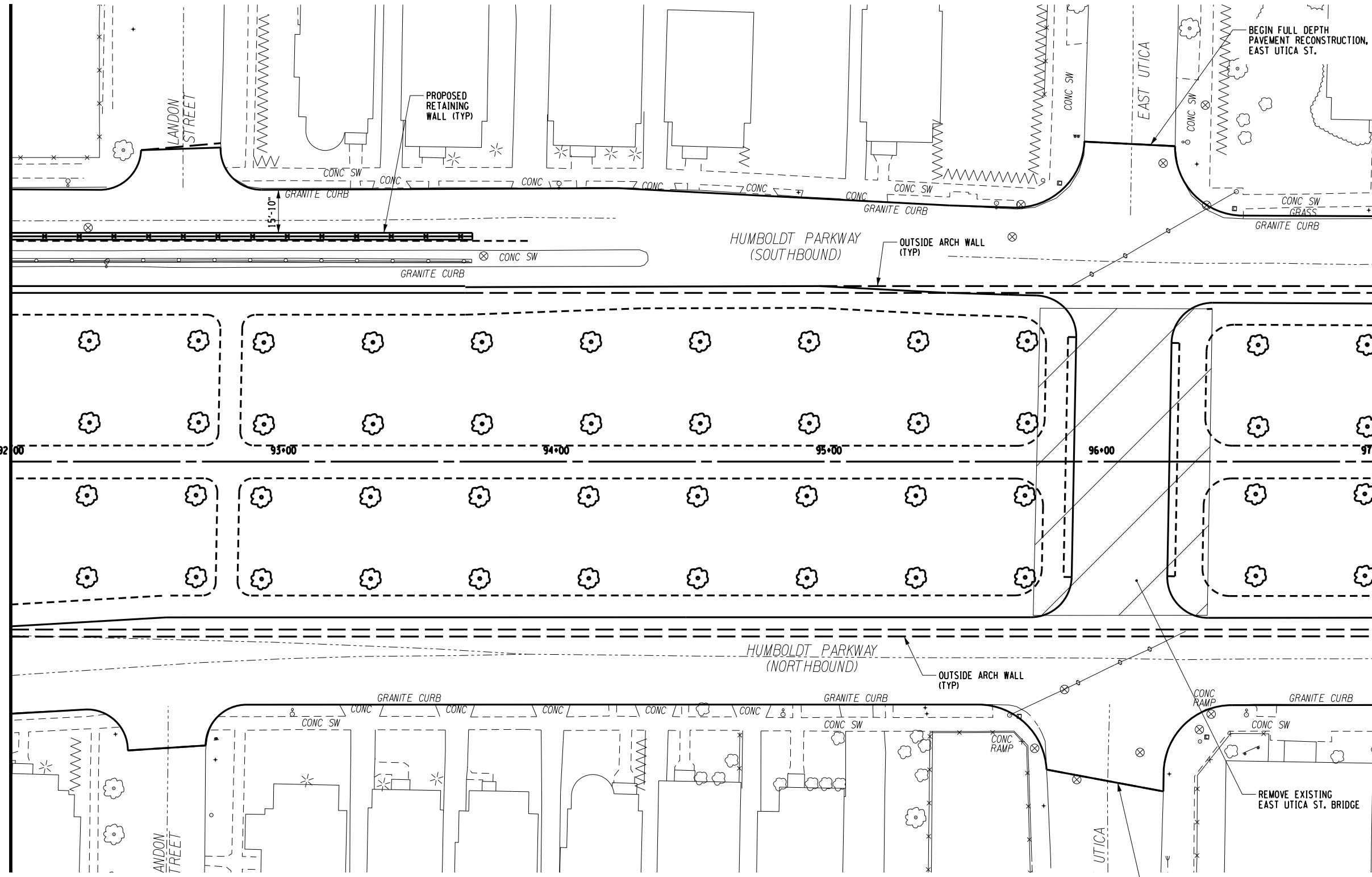
DRAWING NO. **PL-D1.08T**
 SHEET NO.

FILE NAME = F:\Project\190 - N.Y.S. DEPT OF TRANSPORTATION\190443001 - Rte 33 Kensington Concept Study\CADD\Project Files (Current)\DT-2\551252_cph.DT-1.PL09.dgn
 DATE/TIME = 5/16/2012
 USER = jeffke

DESIGN SUPERVISOR XX JOB MANAGER XX DESIGNED BY XX CHECKED BY XX ESTIMATED BY XX DRAFTED BY XX CHECKED BY XX

MATCHLINE CENTERLINE STA 92+00
 SEE DWG. NO. PL-D1.08T

MATCHLINE CENTERLINE STA 97+00
 SEE DWG. NO. PL-D1.10T



PREPARED BY: ON:	ALTERED BY: ON:
NO ALTERATION PERMITTED HEREON EXCEPT AS PROVIDED UNDER SECTION 7209 SUBDIVISION 2 OF THE NEW YORK EDUCATION LAW.	
SIGNATURE _____	DATE _____

AS BUILT REVISIONS
 DESCRIPTION OF WORK:

NYS RTE 33 / KENSINGTON EXPRESSWAY CONCEPT STUDY
 NEW YORK STATE DEPARTMENT OF TRANSPORTATION
 CITY OF BUFFALO
 COUNTY: ERIE
 DOCUMENT NAME: 551252_CPH_PLAN9.DGN

PIN
 PS&E DATE

ALL DIMENSIONS IN FT UNLESS OTHERWISE NOTED
ROADWAY PLANS
 ALTERNATIVE - D-1 (TOP)
 CENTERLINE STA 92+00 TO 97+00

C&S COMPANIES
 C&S Engineers, Inc.
 150 State Street, Suite 120
 Rochester, New York 14614
 Phone: 585-325-8040
 Fax: 585-497-7588
 www.ccs.com


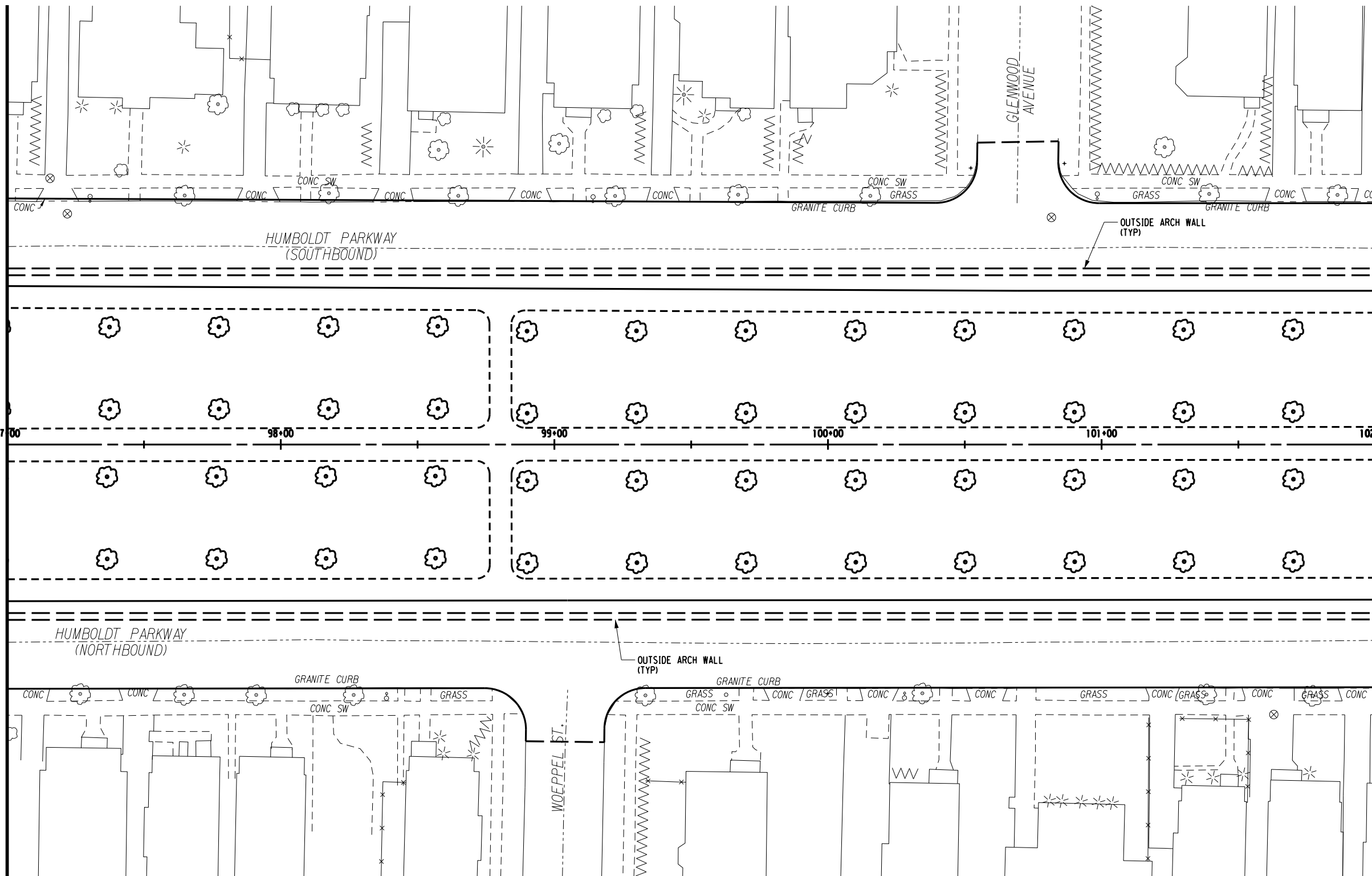
DRAWING NO. **PL-D1.09T**
 SHEET NO.

FILE NAME = **SYTIME**
 DATE/TIME = DGN\$SYTIME0123456
 USER = DGN\$USERNAME

DESIGN SUPERVISOR XX JOB MANAGER XX DESIGNED BY XX CHECKED BY XX ESTIMATED BY XX DRAFTED BY XX CHECKED BY XX

MATCHLINE CENTERLINE STA 97+00
 SEE DWG. NO. PL-D1.09T

MATCHLINE CENTERLINE STA 102+00
 SEE DWG. NO. PL-D1.11T



PREPARED BY: ON:	ALTERED BY: ON:
NO ALTERATION PERMITTED HEREON EXCEPT AS PROVIDED UNDER SECTION 7209 SUBDIVISION 2 OF THE NEW YORK EDUCATION LAW.	
SIGNATURE _____	DATE _____

AS BUILT REVISIONS DESCRIPTION OF WORK:

NYS RTE 33 / KENSINGTON EXPRESSWAY CONCEPT STUDY	PIN
NEW YORK STATE DEPARTMENT OF TRANSPORTATION	PS&E DATE
CITY OF BUFFALO	
COUNTY: ERIE	
DOCUMENT NAME: 551252_CPH_PLAN10.DGN	

ALL DIMENSIONS IN FT UNLESS OTHERWISE NOTED ROADWAY PLANS ALTERNATIVE - D-1 (TOP) CENTERLINE STA 97+00 TO 102+00	
--	--


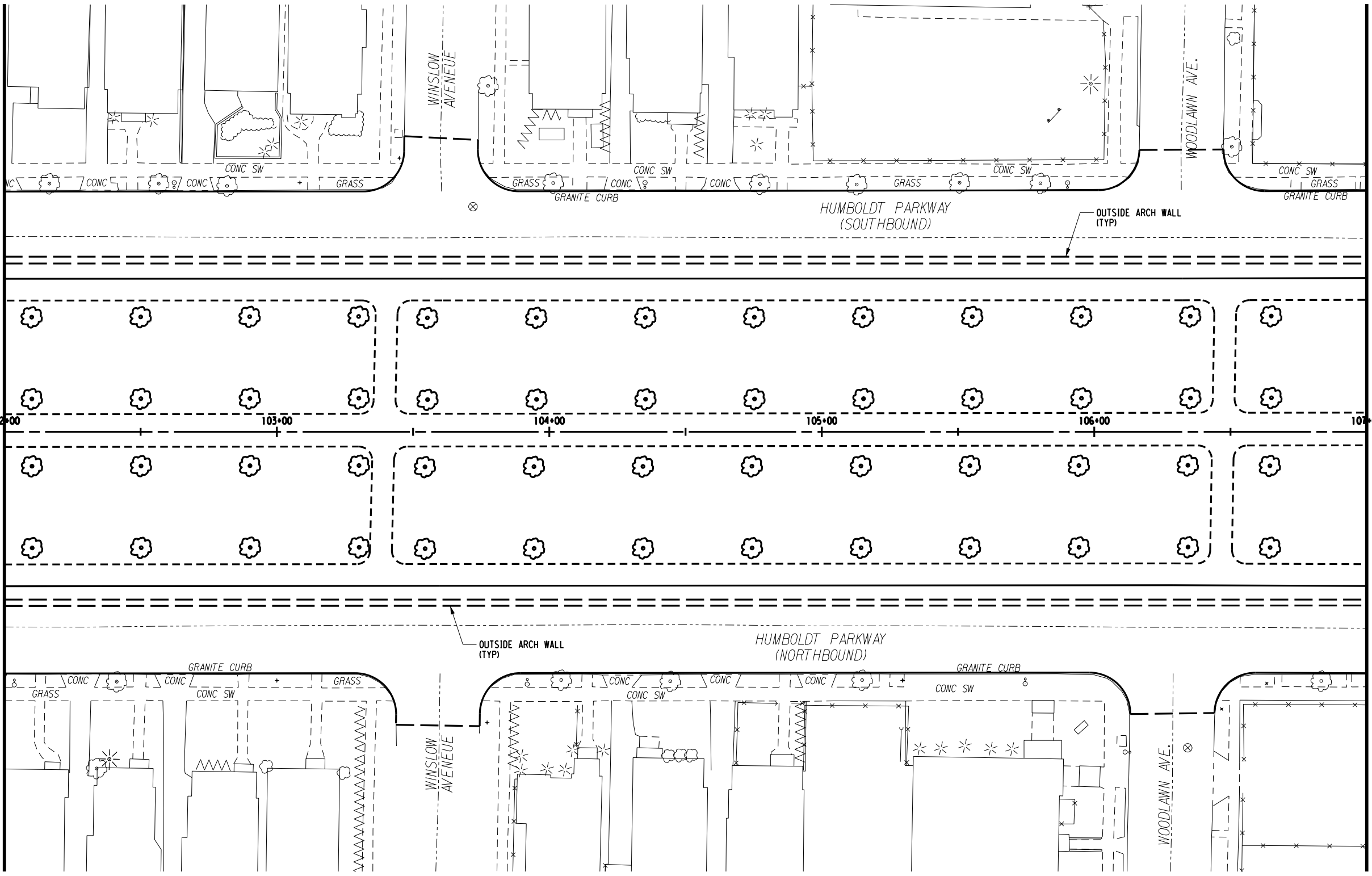
	C&S Engineers, Inc. 150 State Street, Suite 120 Rochester, New York 14614 Phone: 585-325-8040 Fax: 585-497-7588 www.ccs.com
	DRAWING NO. PL-D1.10T SHEET NO.

FILE NAME = **SYTIME**
 DATE/TIME = DGN**SYTIME0123456
 USER = DGN**USERNAME

DESIGN SUPERVISOR XX JOB MANAGER XX DESIGNED BY XX CHECKED BY XX ESTIMATED BY XX DRAFTED BY XX CHECKED BY XX

MATCHLINE CENTERLINE STA 102+00
 SEE DWG. NO. PL-D1.10T

MATCHLINE CENTERLINE STA 107+00
 SEE DWG. NO. PL-D1.12T



PREPARED BY: ON:	ALTERED BY: ON:

NO ALTERATION PERMITTED HEREON EXCEPT AS PROVIDED UNDER SECTION 7209 SUBDIVISION 2 OF THE NEW YORK EDUCATION LAW.

AS BUILT REVISIONS
 DESCRIPTION OF WORK:

 SIGNATURE

 DATE

NYS RTE 33 / KENSINGTON EXPRESSWAY CONCEPT STUDY
 NEW YORK STATE DEPARTMENT OF TRANSPORTATION
 CITY OF BUFFALO
 COUNTY: ERIE
 DOCUMENT NAME: 551252_CPH_PLAN11.DGN

PIN
 PS&E DATE

ALL DIMENSIONS IN FT UNLESS OTHERWISE NOTED

ROADWAY PLANS
 ALTERNATIVE - D-1 (TOP)
 CENTERLINE STA 102+00 TO 107+00

C&S COMPANIES
 C&S Engineers, Inc.
 150 State Street, Suite 120
 Rochester, New York 14614
 Phone: 585-325-6040
 Fax: 585-467-7588
 www.ccs.com

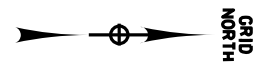
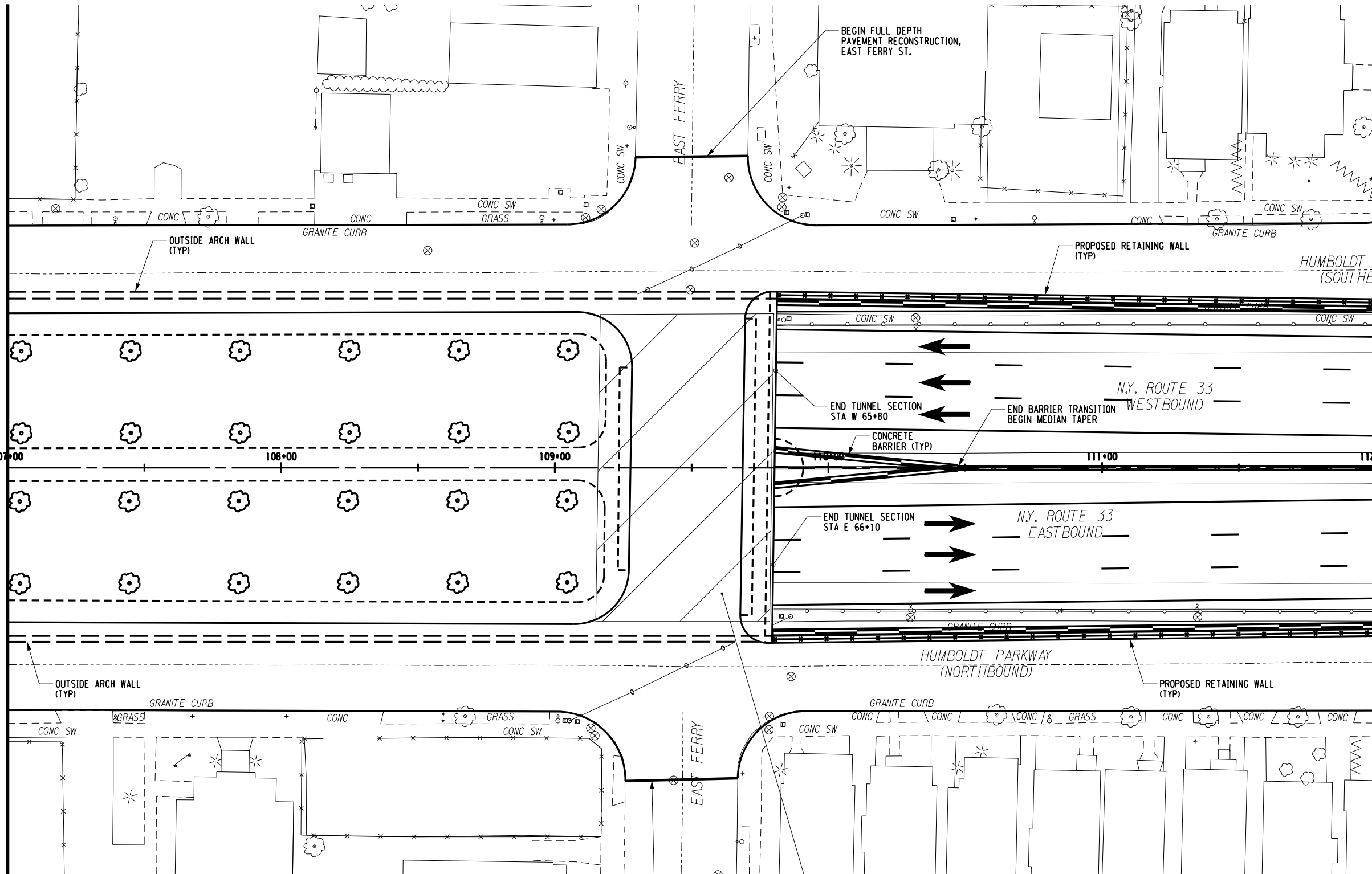
DRAWING NO. **PL-D1.11T**
 SHEET NO.

FILE NAME = **SYTIME**
 DATE/TIME = DGN**SYTIME0123456
 USER = DGN**USERNAME

DESIGN SUPERVISOR XX JOB MANAGER XX DESIGNED BY XX CHECKED BY XX ESTIMATED BY XX DRAFTED BY XX CHECKED BY XX

MATCHLINE CENTERLINE STA 107+00
 SEE DWG. NO. PL-D1.111

MATCHLINE CENTERLINE STA 112+00
 SEE DWG. NO. PL-D1.131



PREPARED BY: ON:	ALTERED BY: ON:
NO ALTERATION PERMITTED HEREON EXCEPT AS PROVIDED UNDER SECTION 7209 SUBDIVISION 2 OF THE NEW YORK EDUCATION LAW.	
SIGNATURE _____	DATE _____

AS BUILT REVISIONS DESCRIPTION OF WORK:	NYS RTE 33 / KENSINGTON EXPRESSWAY CONCEPT STUDY	PIN
	NEW YORK STATE DEPARTMENT OF TRANSPORTATION	PS&E DATE
	CITY OF BUFFALO	
	COUNTY: ERIE	
	DOCUMENT NAME: 551252_CPH_PLAN12.DGN	

ALL DIMENSIONS IN FT UNLESS OTHERWISE NOTED

ROADWAY PLANS
 ALTERNATIVE - D-1 (TOP)
 CENTERLINE STA 107+00 TO 112+00

C&S COMPANIES
 C&S Engineers, Inc.
 150 State Street, Suite 120
 Rochester, New York 14614
 Phone: 585-325-6040
 Fax: 585-467-7588
 www.ccs.com

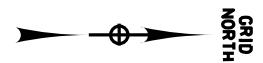
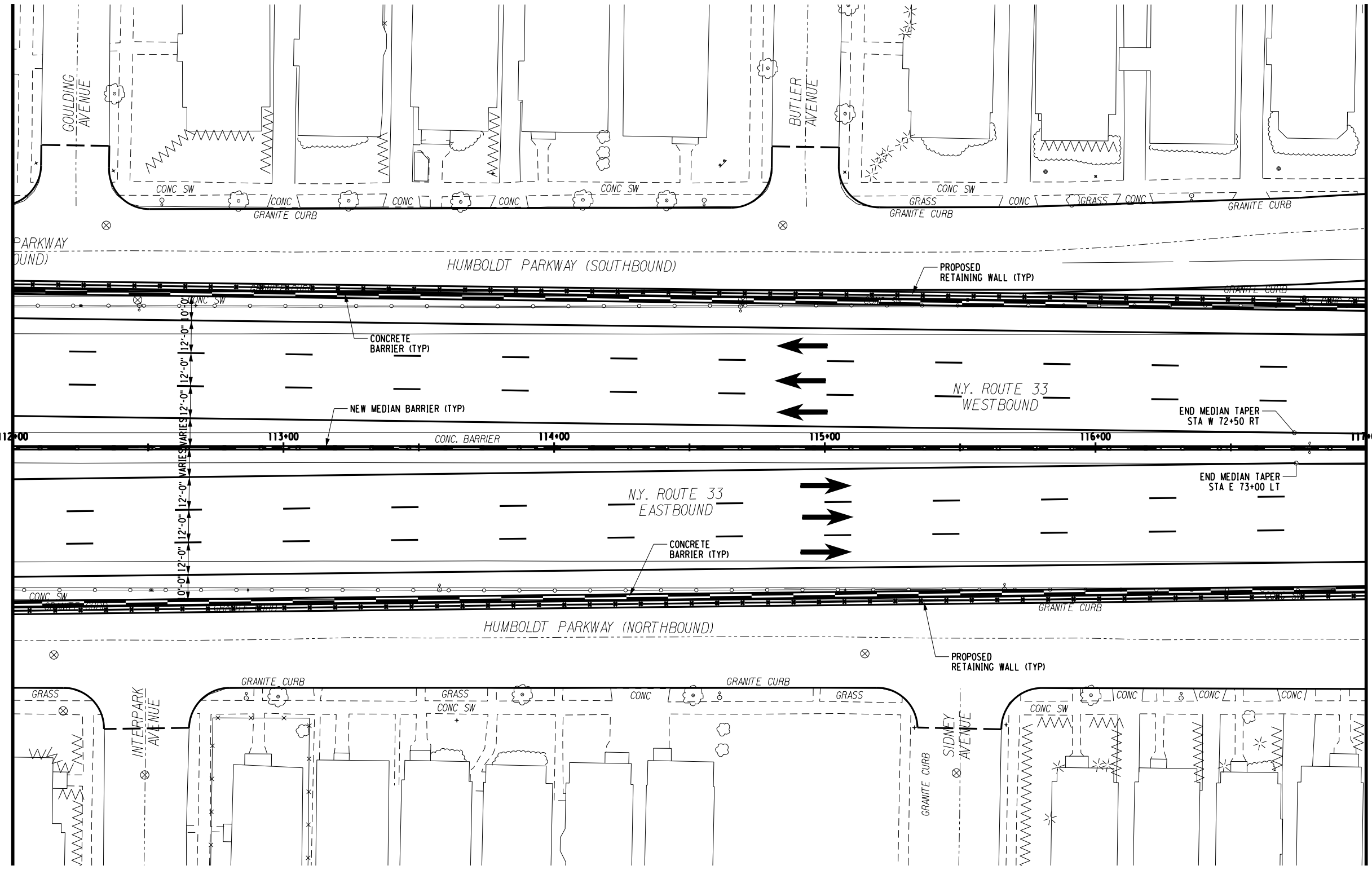
DRAWING NO. **PL-D1.12T**
 SHEET NO.

FILE NAME = **SYTIME**
 DATE/TIME = DGN**SYTIME0123456
 USER = DGN**USERNAME

DESIGN SUPERVISOR XX JOB MANAGER XX DESIGNED BY XX CHECKED BY XX ESTIMATED BY XX DRAFTED BY XX CHECKED BY XX

MATCHLINE CENTERLINE STA 112+00
 SEE DWG. NO. PL-D1.12T

MATCHLINE CENTERLINE STA 117+00
 SEE DWG. NO. PL-D1.14T



PREPARED BY: ON:	ALTERED BY: ON:
NO ALTERATION PERMITTED HEREON EXCEPT AS PROVIDED UNDER SECTION 7209 SUBDIVISION 2 OF THE NEW YORK EDUCATION LAW.	
SIGNATURE _____	DATE _____

AS BUILT REVISIONS DESCRIPTION OF WORK:	NYS RTE 33 / KENSINGTON EXPRESSWAY CONCEPT STUDY	PIN
	NEW YORK STATE DEPARTMENT OF TRANSPORTATION	PS&E DATE
	CITY OF BUFFALO	
	COUNTY: ERIE	
	DOCUMENT NAME: 551252_CPH_PLAN13.DGN	

ALL DIMENSIONS IN FT UNLESS OTHERWISE NOTED	
ROADWAY PLANS ALTERNATIVE - D-1 (TOP) CENTERLINE STA 112+00 TO 117+00	

NEW YORK STATE DEPARTMENT OF TRANSPORTATION REGION 5	
DRAWING NO.	PL-D1.13T
SHEET NO.	



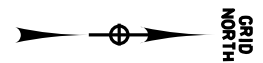
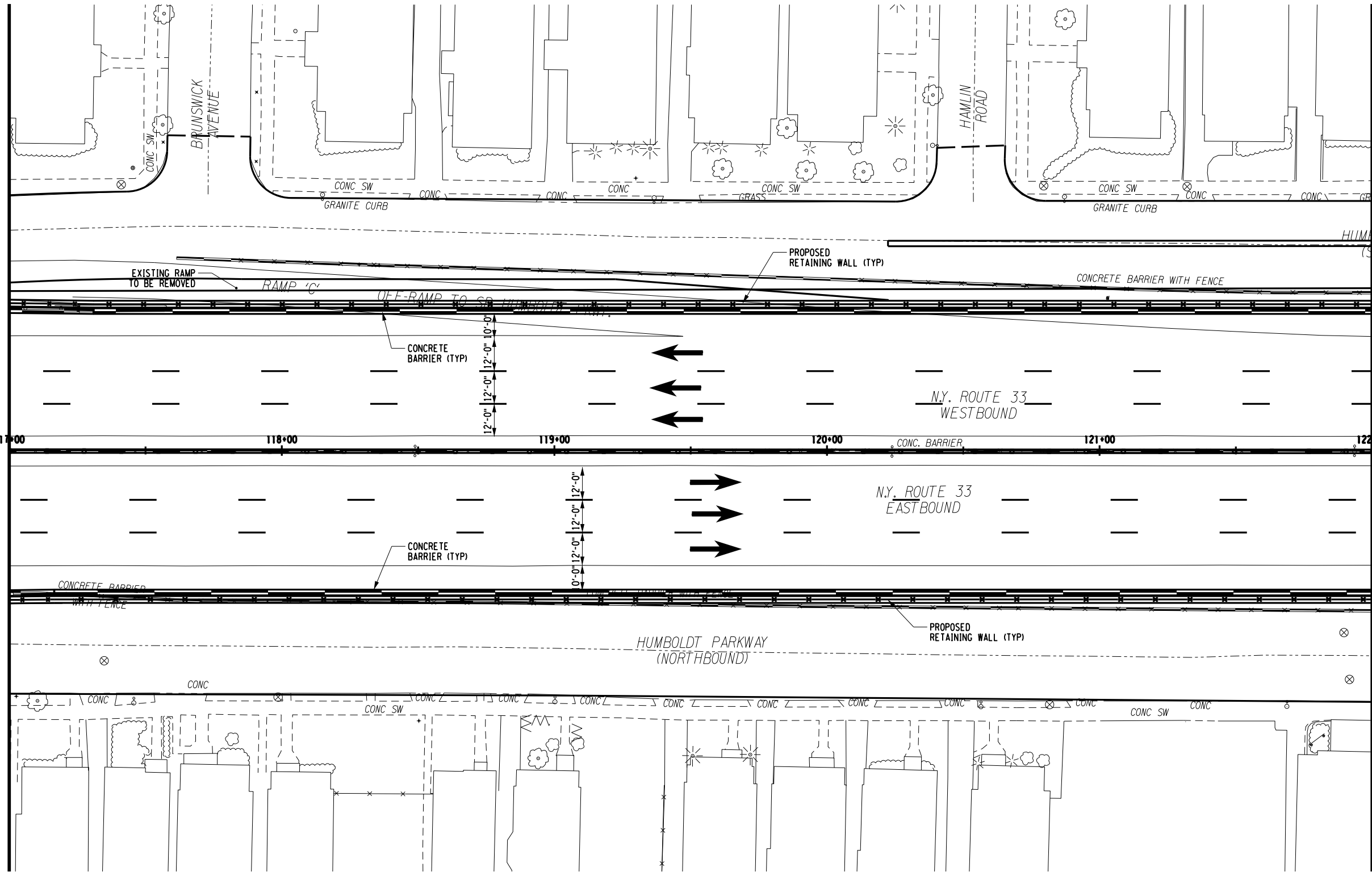
C&S Engineers, Inc.
 150 State Street, Suite 120
 Rochester, New York 14614
 Phone: 585-325-6040
 Fax: 585-697-7588
 www.ccs.com

FILE NAME = **SYTIME**
 DATE/TIME = DGN**SYTIME0123456
 USER = DGN**USERNAME

DESIGN SUPERVISOR XX JOB MANAGER XX DESIGNED BY XX CHECKED BY XX ESTIMATED BY XX DRAFTED BY XX CHECKED BY XX

MATCHLINE CENTERLINE STA 117+00
 SEE DWG. NO. PL-D1.131

MATCHLINE CENTERLINE STA 122+00
 SEE DWG. NO. PL-D1.151



PREPARED BY: ON:	ALTERED BY: ON:

NO ALTERATION PERMITTED HEREON EXCEPT AS PROVIDED UNDER SECTION 7209 SUBDIVISION 2 OF THE NEW YORK EDUCATION LAW.

AS BUILT REVISIONS
 DESCRIPTION OF WORK:

SIGNATURE _____ DATE _____

NYS RTE 33 / KENSINGTON EXPRESSWAY CONCEPT STUDY
 NEW YORK STATE DEPARTMENT OF TRANSPORTATION
 CITY OF BUFFALO
 COUNTY: ERIE
 DOCUMENT NAME: 551252_CPH_PLAN14.DGN

PIN
 PS&E DATE

ALL DIMENSIONS IN FT UNLESS OTHERWISE NOTED

ROADWAY PLANS
 ALTERNATIVE - D-1 (TOP)
 CENTERLINE STA 117+00 TO 122+00

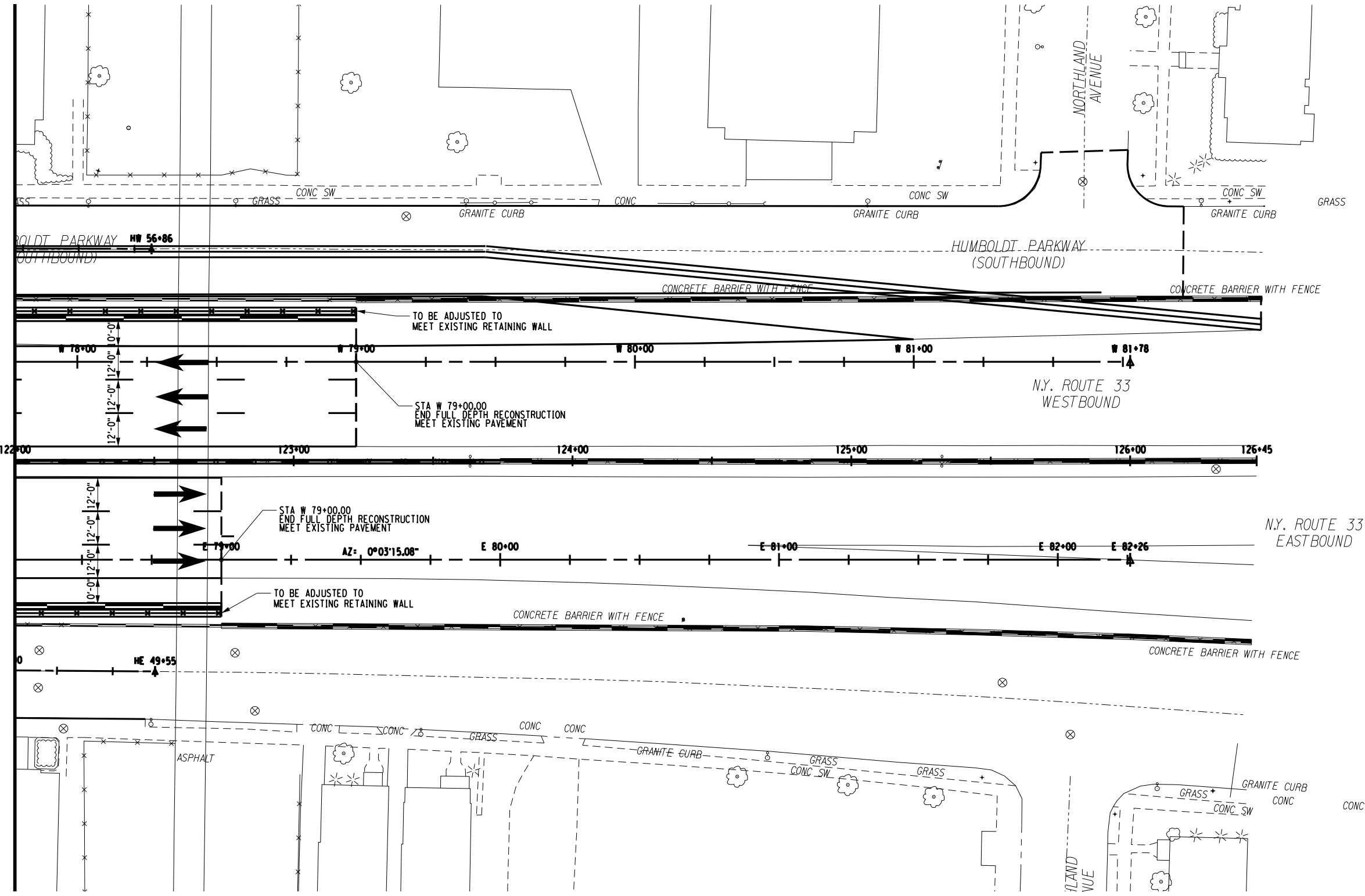
C&S COMPANIES
 C&S Engineers, Inc.
 150 State Street, Suite 120
 Rochester, New York 14614
 Phone: 585-325-6040
 Fax: 585-467-7588
 www.ccs.com

DRAWING NO. **PL-D1.147**
 SHEET NO.

FILE NAME = **SYTIME**
 DATE/TIME = DGN\$SYTIME0123456
 USER = DGN\$USERNAME

DESIGN SUPERVISOR XX JOB MANAGER XX DESIGNED BY XX CHECKED BY XX ESTIMATED BY XX DRAFTED BY XX CHECKED BY XX

MATCHLINE CENTERLINE STA 122+00
 SEE DWG. NO. PL-D1.14T



PREPARED BY: ON:	ALTERED BY: ON:

NO ALTERATION PERMITTED HEREON EXCEPT AS PROVIDED UNDER SECTION 7209 SUBDIVISION 2 OF THE NEW YORK EDUCATION LAW.

AS BUILT REVISIONS DESCRIPTION OF WORK:	SIGNATURE _____	DATE _____
--	-----------------	------------

NYS RTE 33 / KENSINGTON EXPRESSWAY CONCEPT STUDY	PIN
NEW YORK STATE DEPARTMENT OF TRANSPORTATION	PS&E DATE
CITY OF BUFFALO	
COUNTY: ERIE	
DOCUMENT NAME: 551252_CPH_PLAN15.DGN	

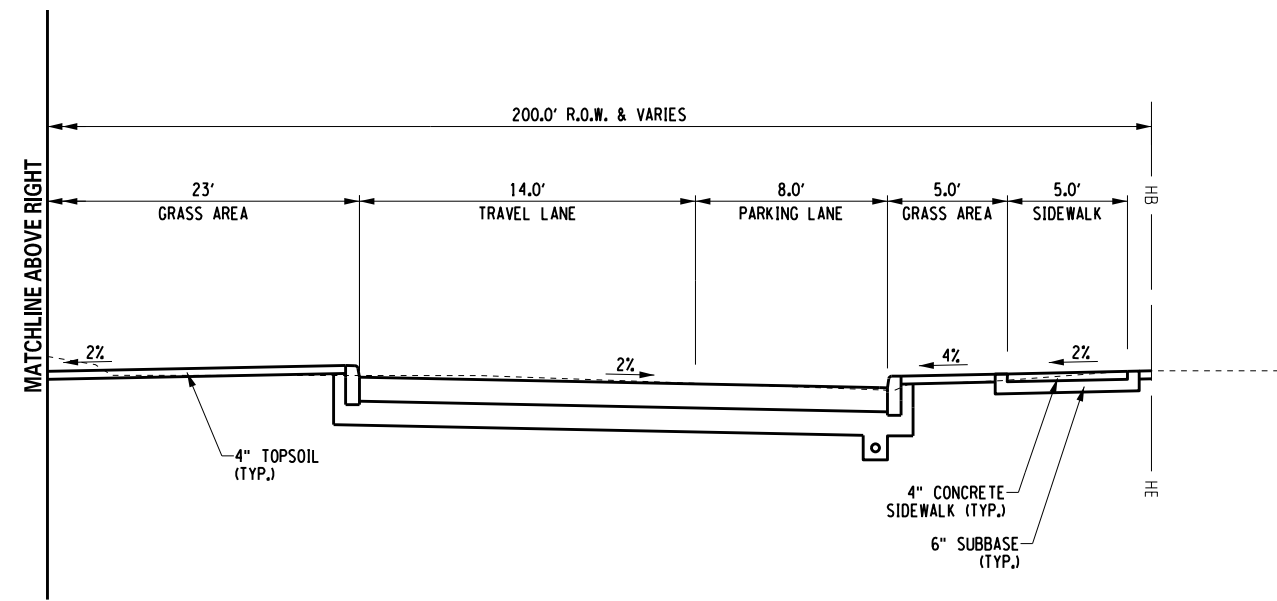
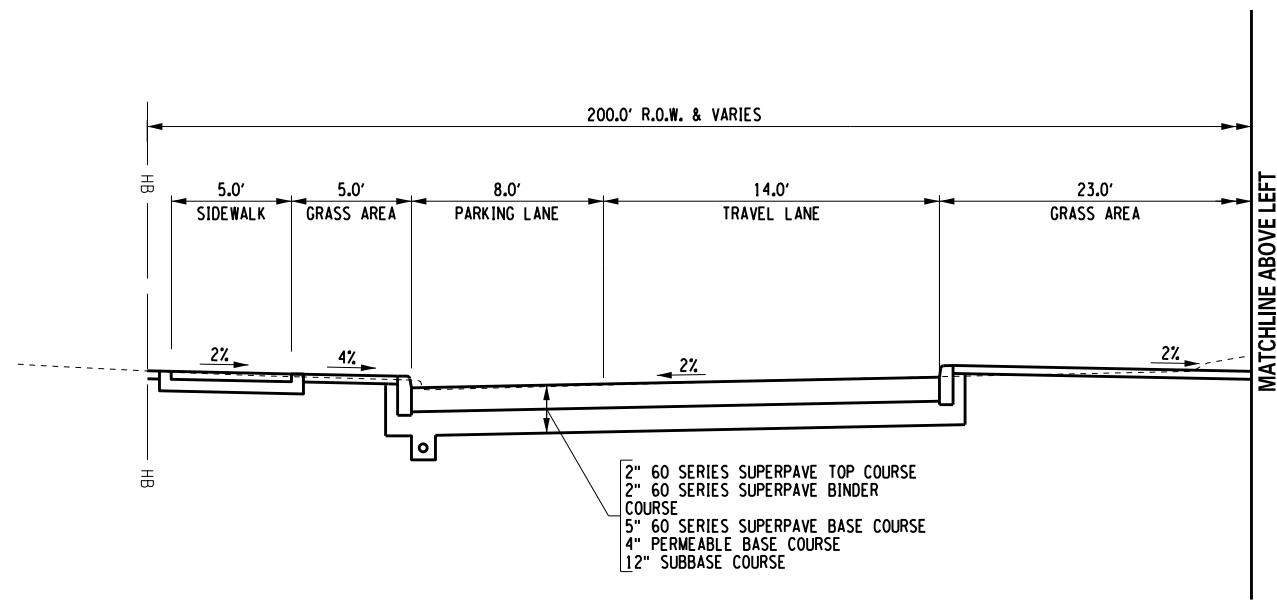
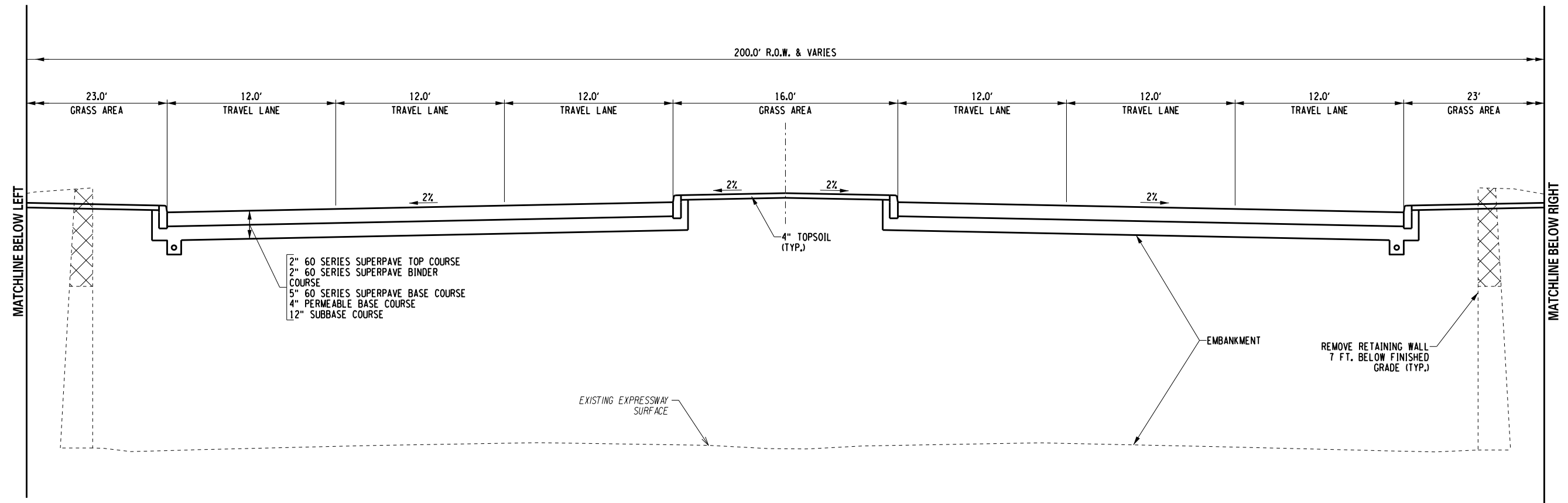
ALL DIMENSIONS IN FT UNLESS OTHERWISE NOTED

ROADWAY PLANS
 ALTERNATIVE - D-1 (TOP)
 CENTERLINE STA 122+00 TO 126+45

C&S COMPANIES	C&S Engineers, Inc. 150 State Street, Suite 120 Rochester, New York 14614 Phone: 585-325-6040 Fax: 585-467-7588 www.ccs.com
DRAWING NO.	PL-D1.15T
SHEET NO.	

FILE NAME : Y:\NYSDOT\21361 Kensington\Drawings\Highway\Planset\020 Typical Sections\551252.cph.typ_AltE.dgn
 DATE/TIME : 5/18/2012 2:14:01 PM
 MODEL : TS-E.01

DESIGN SUPERVISOR **B. MILLER** JOB MANAGER **R. VENTRLOH** DESIGNED BY **J. KANIECKI** CHECKED BY **R. HOGLE** ESTIMATED BY **J. KANIECKI** DRAFTED BY **C. NORRIS** CHECKED BY **R. HOGLE**



**ALTERNATE E
 MULTI-WAY BOULEVARD**

PREPARED BY: ON:	ALTERED BY: ON:
SIGNATURE _____ DATE _____	
DOCUMENT NAME: 551252.cph.typ_AltE.dgn	

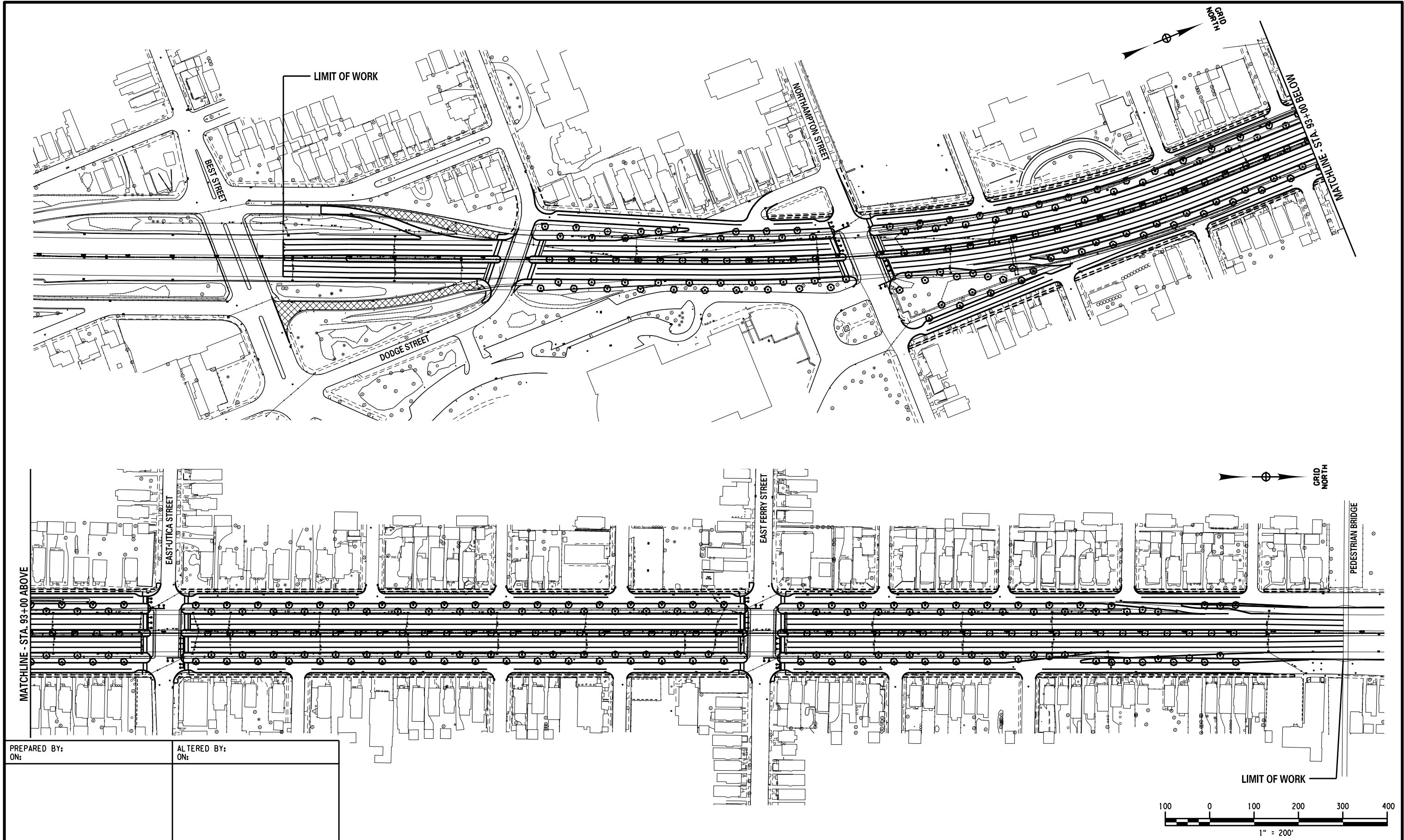
AS BUILT REVISIONS DESCRIPTION OF WORK:	PIN
	PS&E DATE
COUNTY:	

BRIDGES	CULVERTS
ALL DIMENSIONS IN FT UNLESS OTHERWISE NOTED	
TYPICAL SECTION ALTERNATE E	

CONTRACT NUMBER	
DRAWING NO. TS-E.01 SHEET NO.	

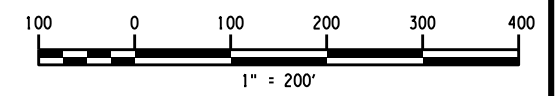
FILE NAME = Y:\NYS001\21361 Kensington\Drawings\Highway\PlanSet\00 Special Plans\551252.cph.gnp.AltE.dgn
 DATE/TIME = 5/18/2012 2:14:06 PM
 MODEL = IND-E

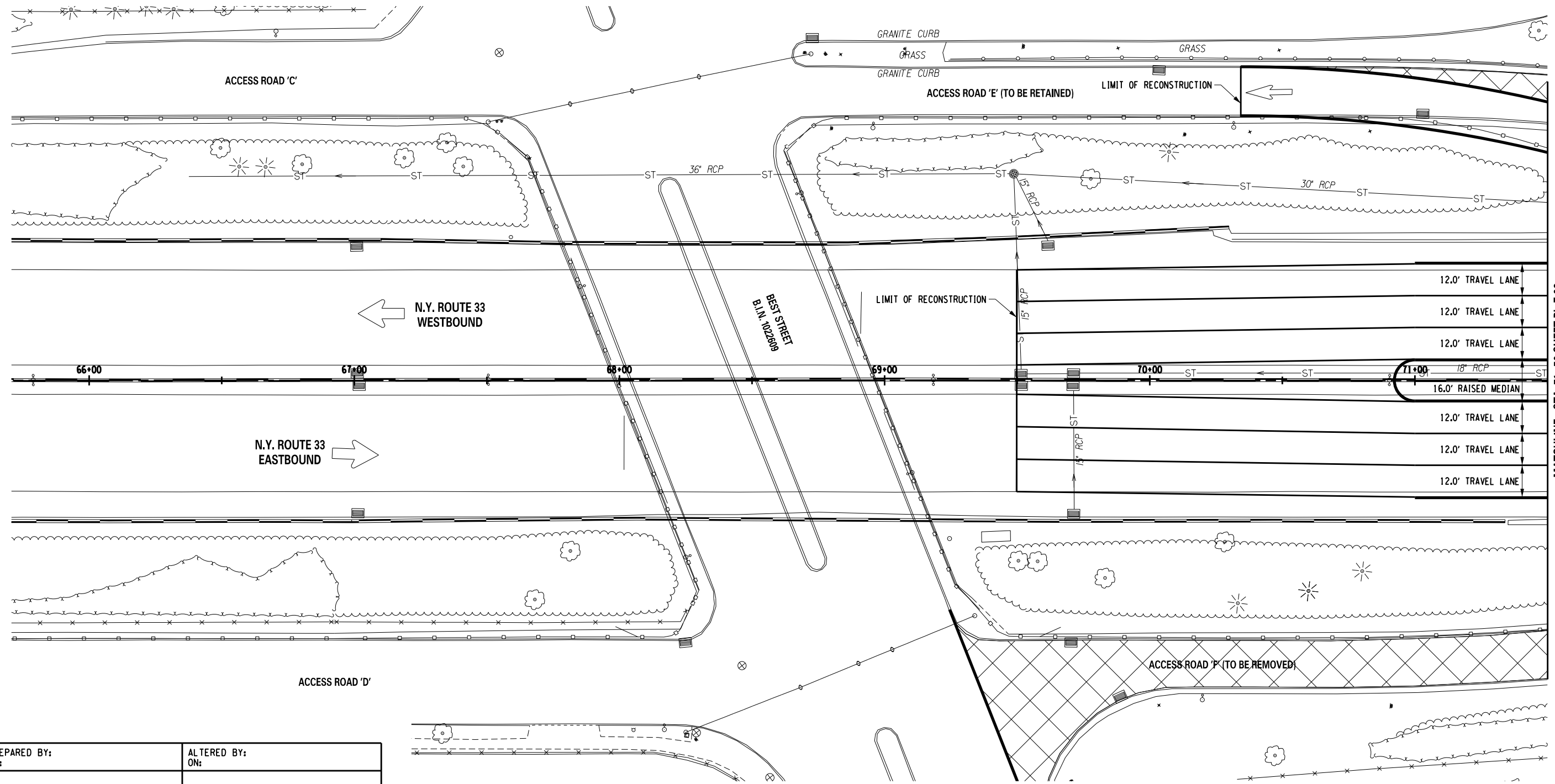
DESIGN SUPERVISOR B. MILLER JOB MANAGER R. VENTRLOH DESIGNED BY J. KANIECKI CHECKED BY R. HOGLE
 ESTIMATED BY J. KANIECKI DRAFTED BY C. NORRIS CHECKED BY R. HOGLE



PREPARED BY: ON:	ALTERED BY: ON:
SIGNATURE _____ DATE _____	
DOCUMENT NAME: 551252.cph.gnp.AltE.dgn	

AS BUILT REVISIONS DESCRIPTION OF WORK:	PIN	BRIDGES	CULVERTS	ALL DIMENSIONS IN FT UNLESS OTHERWISE NOTED	CONTRACT NUMBER
	PS&E DATE			GENERAL PLAN ALTERNATE E	DRAWING NO. GP-E SHEET NO.
	COUNTY:				





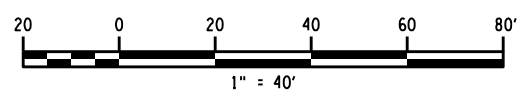
MATCHLINE - STA. 71+50 SHEET PL-E.02

PREPARED BY: ON:	ALTERED BY: ON:

AS BUILT REVISIONS DESCRIPTION OF WORK:	
SIGNATURE	DATE

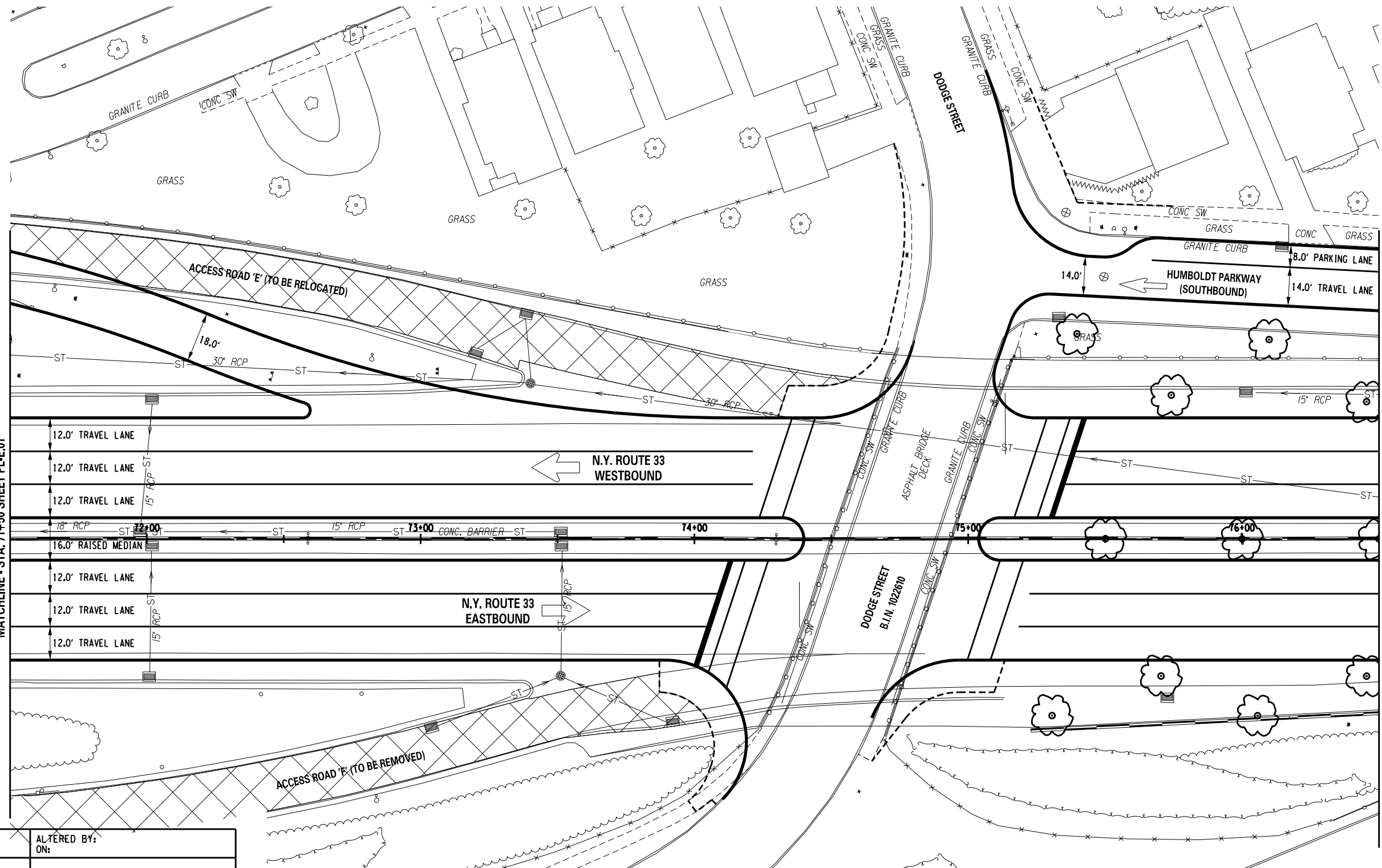
COUNTY:	PIN	BRIDGES	CULVERTS
	PS&E DATE		

ALL DIMENSIONS IN FT UNLESS OTHERWISE NOTED		CONTRACT NUMBER
ROADWAY PLANS ALTERNATE E		DRAWING NO. PL-E.01 SHEET NO.



MATCHLINE - STA. 71+50 SHEET PL-E.01

MATCHLINE - STA. 76+50 SHEET PL-E.03



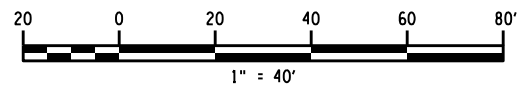
PREPARED BY: ON:	ALTERED BY: ON:
SIGNATURE _____ DATE _____	
DOCUMENT NAME: 551252.cph.pln_A1E.dgn	

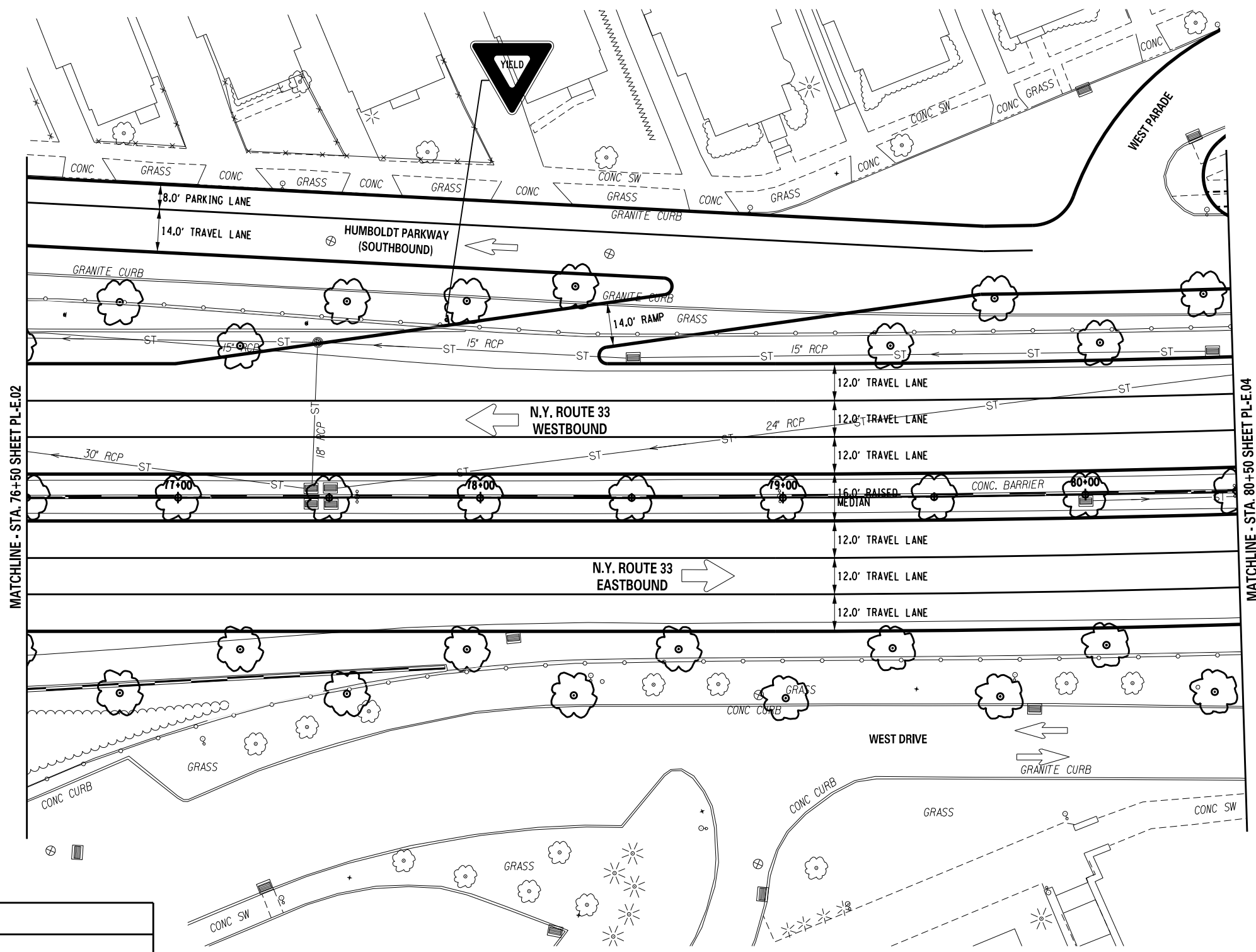

AS BUILT REVISIONS DESCRIPTION OF WORK:	

PIN	
PS&E DATE	
COUNTY:	

BRIDGES	
CULVERTS	

ALL DIMENSIONS IN FT UNLESS OTHERWISE NOTED	CONTRACT NUMBER
ROADWAY PLANS ALTERNATE E	DRAWING NO. PL-E.02 SHEET NO.





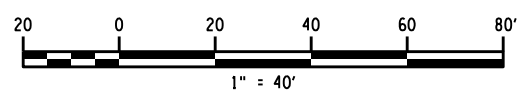
PREPARED BY: ON:	ALTERED BY: ON:
SIGNATURE _____ DATE _____	
DOCUMENT NAME: 551252.cph.pln_AltE.dgn	

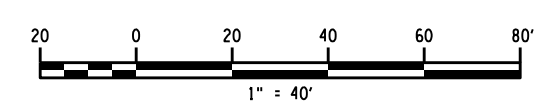

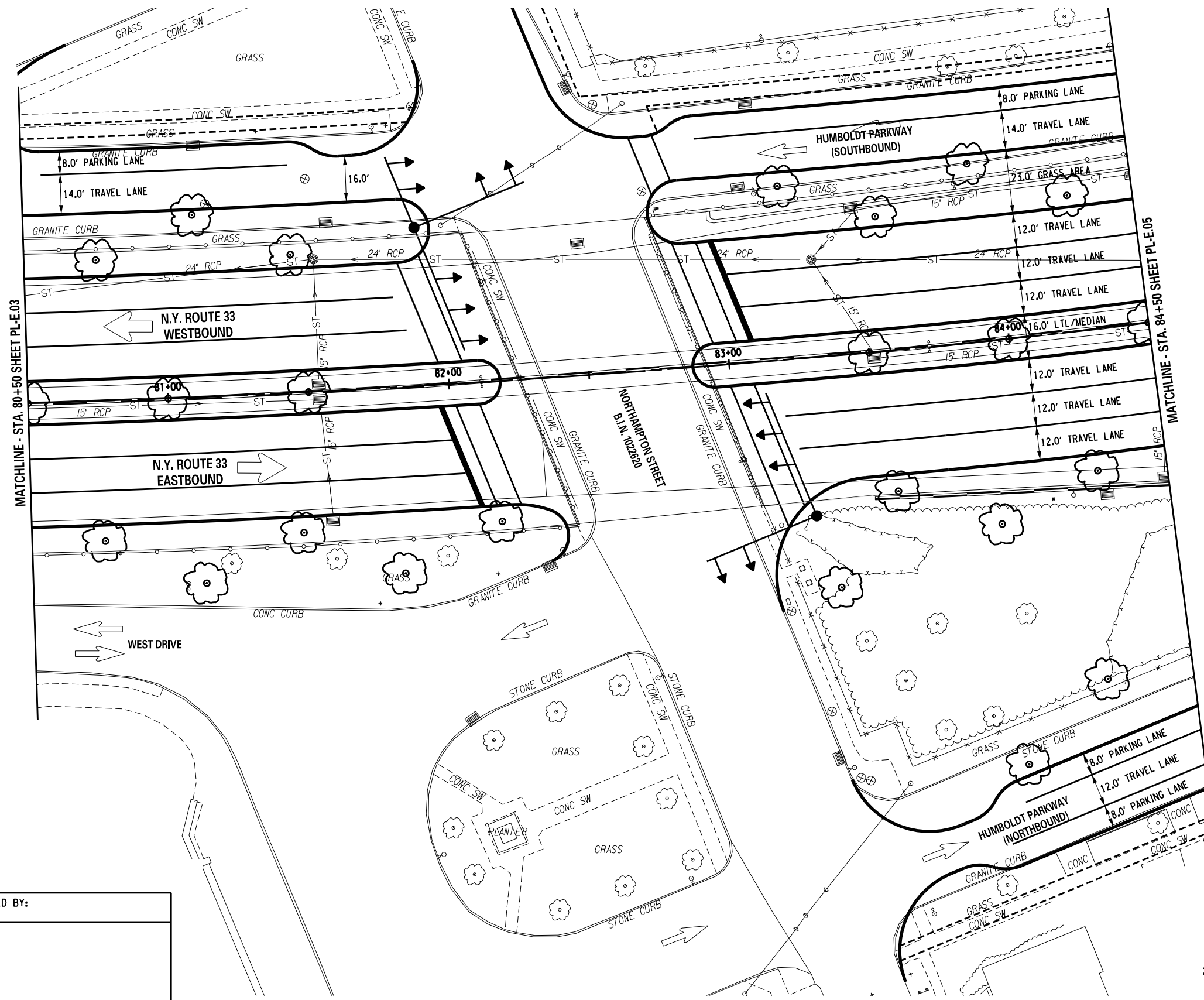
AS BUILT REVISIONS DESCRIPTION OF WORK:	
COUNTY:	

PIN	BRIDGES	CULVERTS
PS&E DATE		

ALL DIMENSIONS IN FT UNLESS OTHERWISE NOTED	CONTRACT NUMBER
ROADWAY PLANS ALTERNATE E	DRAWING NO. PL-E.03 SHEET NO.

NEW YORK STATE DEPARTMENT OF TRANSPORTATION REGION 5	
--	--

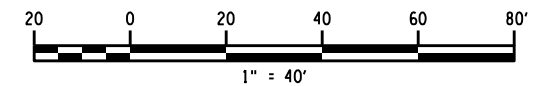
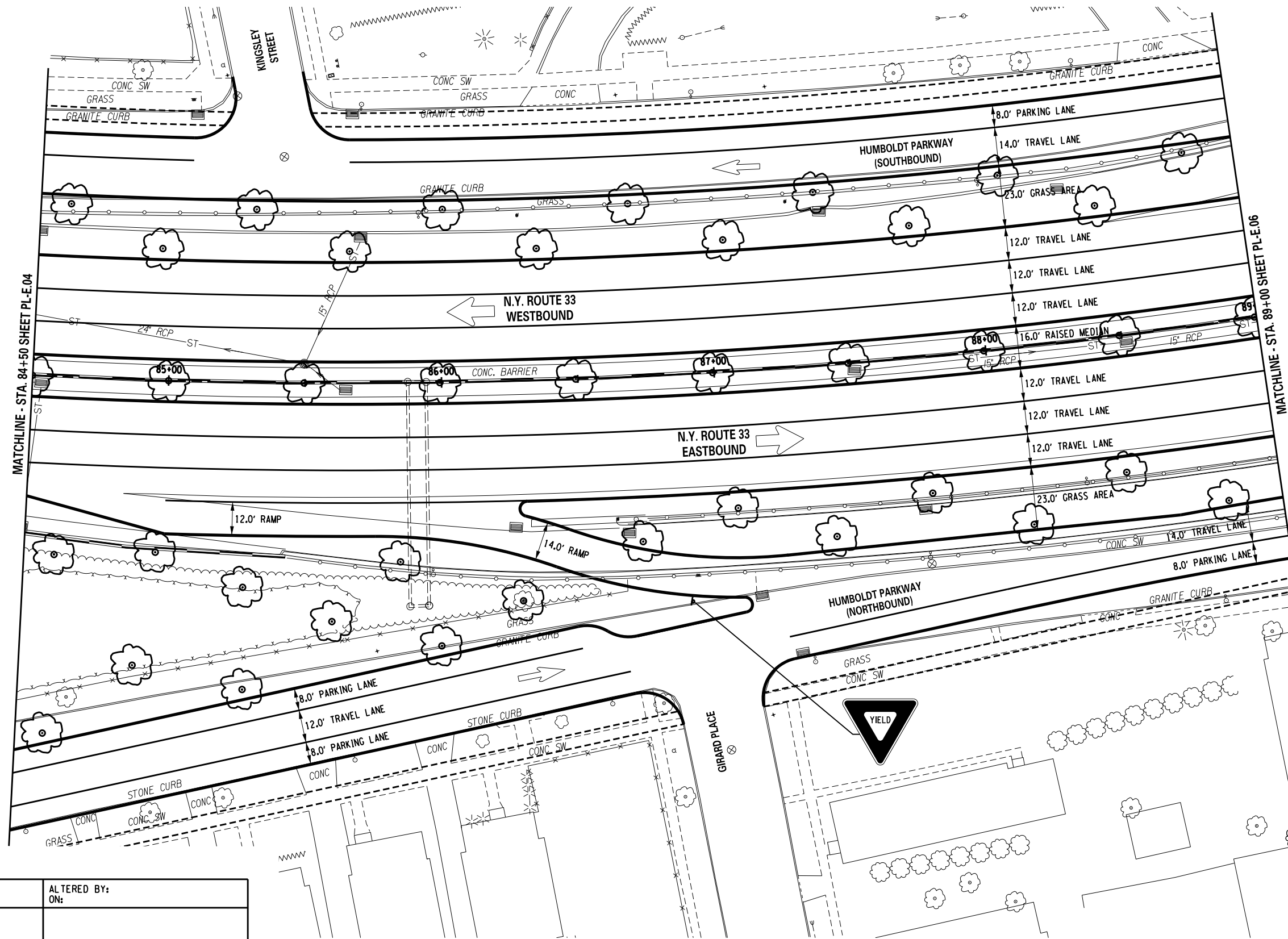




PREPARED BY: ON:	ALTERED BY: ON:
SIGNATURE _____ DATE _____	
DOCUMENT NAME: 551252.cph.pln_AltE.dgn	

AS BUILT REVISIONS DESCRIPTION OF WORK:	PIN
	PS&E DATE
COUNTY:	

BRIDGES	CULVERTS	ALL DIMENSIONS IN FT UNLESS OTHERWISE NOTED	CONTRACT NUMBER
		ROADWAY PLANS ALTERNATE E	DRAWING NO. PL-E.04 SHEET NO.
NEW YORK STATE DEPARTMENT OF TRANSPORTATION REGION 5			LaBella Associates, P.C.



PREPARED BY: ON:	ALTERED BY: ON:
SIGNATURE _____ DATE _____	
DOCUMENT NAME: 551252.cph.pln_A1E.dgn	

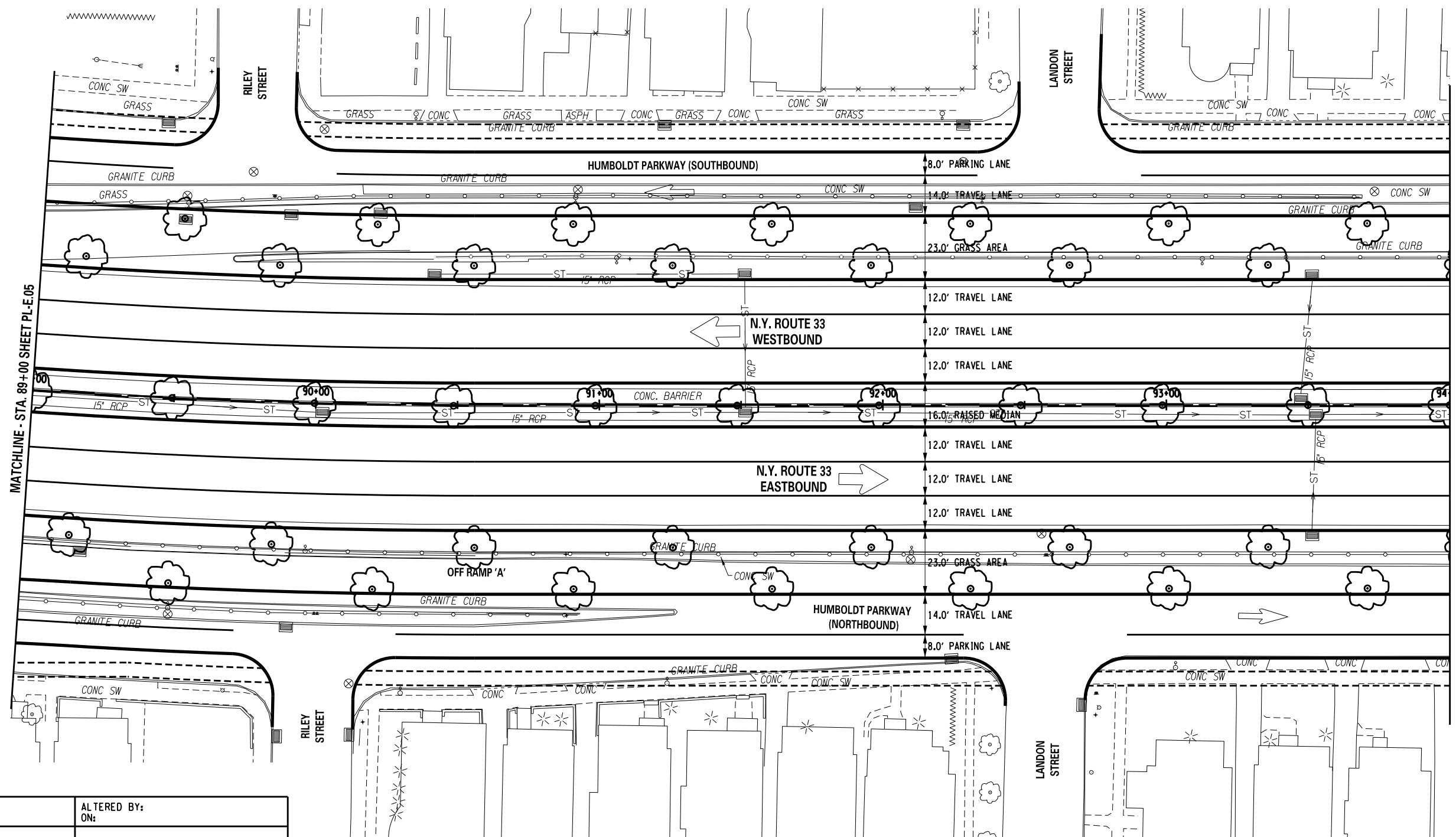
AS BUILT REVISIONS DESCRIPTION OF WORK:	
COUNTY:	

PIN	
PS&E DATE	

BRIDGES	
CULVERTS	

ALL DIMENSIONS IN FT UNLESS OTHERWISE NOTED	CONTRACT NUMBER
ROADWAY PLANS ALTERNATE E	DRAWING NO. PL-E.05 SHEET NO.

LaBella Associates, P.C.



MATCHLINE - STA. 89+00 SHEET PL-E.05

MATCHLINE - STA. 94+00 SHEET PL-E.07

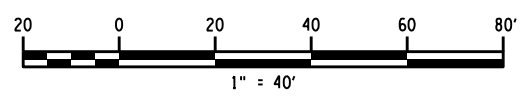
PREPARED BY: ON:	ALTERED BY: ON:

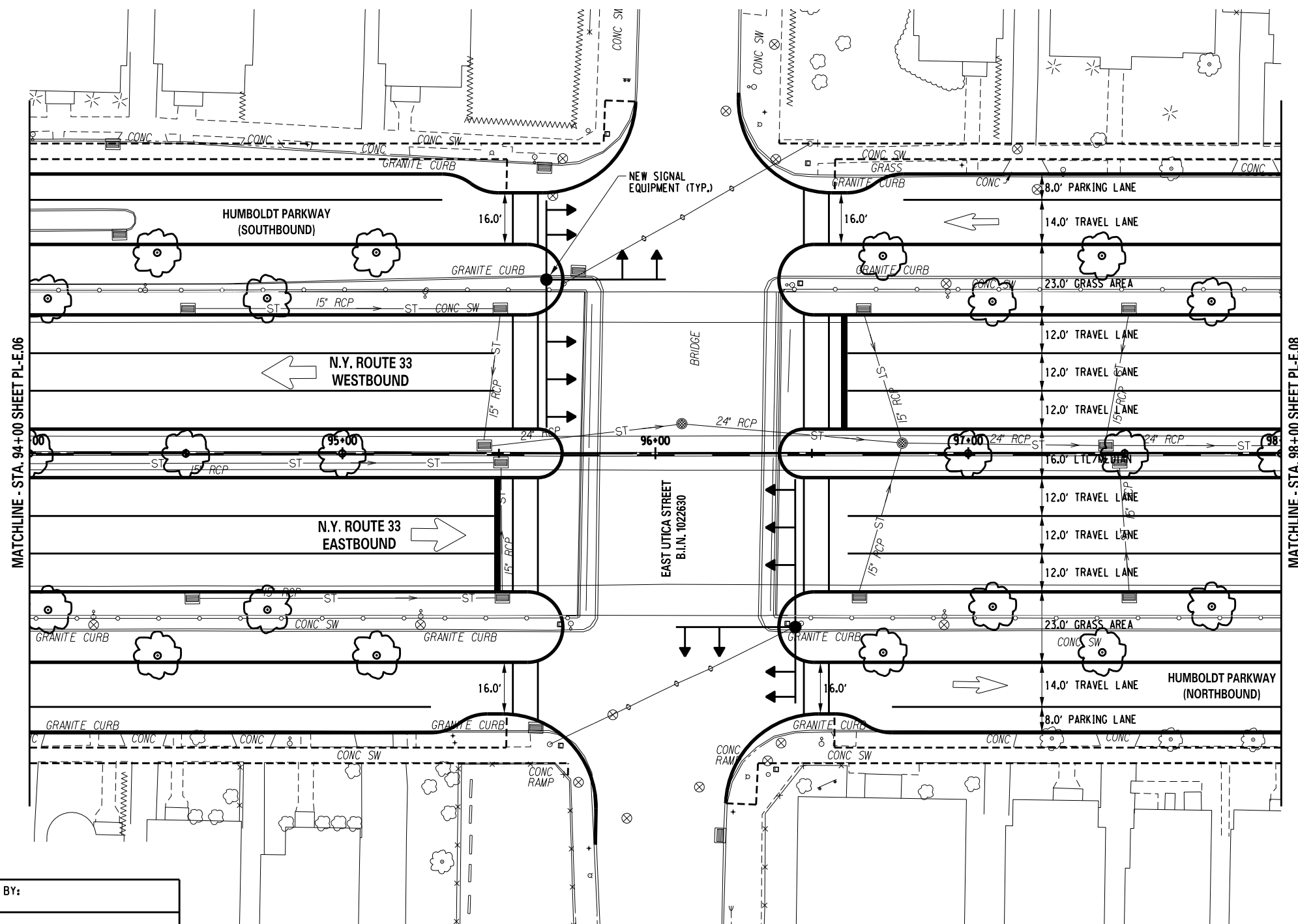
AS BUILT REVISIONS DESCRIPTION OF WORK:	
SIGNATURE _____	DATE _____
DOCUMENT NAME: 551252.cph.pln_A1E.dgn	

PIN	BRIDGES	CULVERTS
PS&E DATE		

ALL DIMENSIONS IN FT UNLESS OTHERWISE NOTED	CONTRACT NUMBER

ROADWAY PLANS ALTERNATE E	DRAWING NO. PL-E.06 SHEET NO.





MATCHLINE - STA. 94+00 SHEET PL-E.06

MATCHLINE - STA. 98+00 SHEET PL-E.08

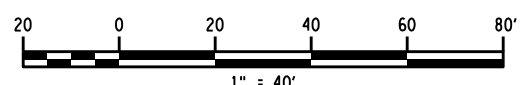
PREPARED BY: ON:	ALTERED BY: ON:
SIGNATURE _____ DATE _____	
DOCUMENT NAME: 551252.cph.pln_A1E.dgn	

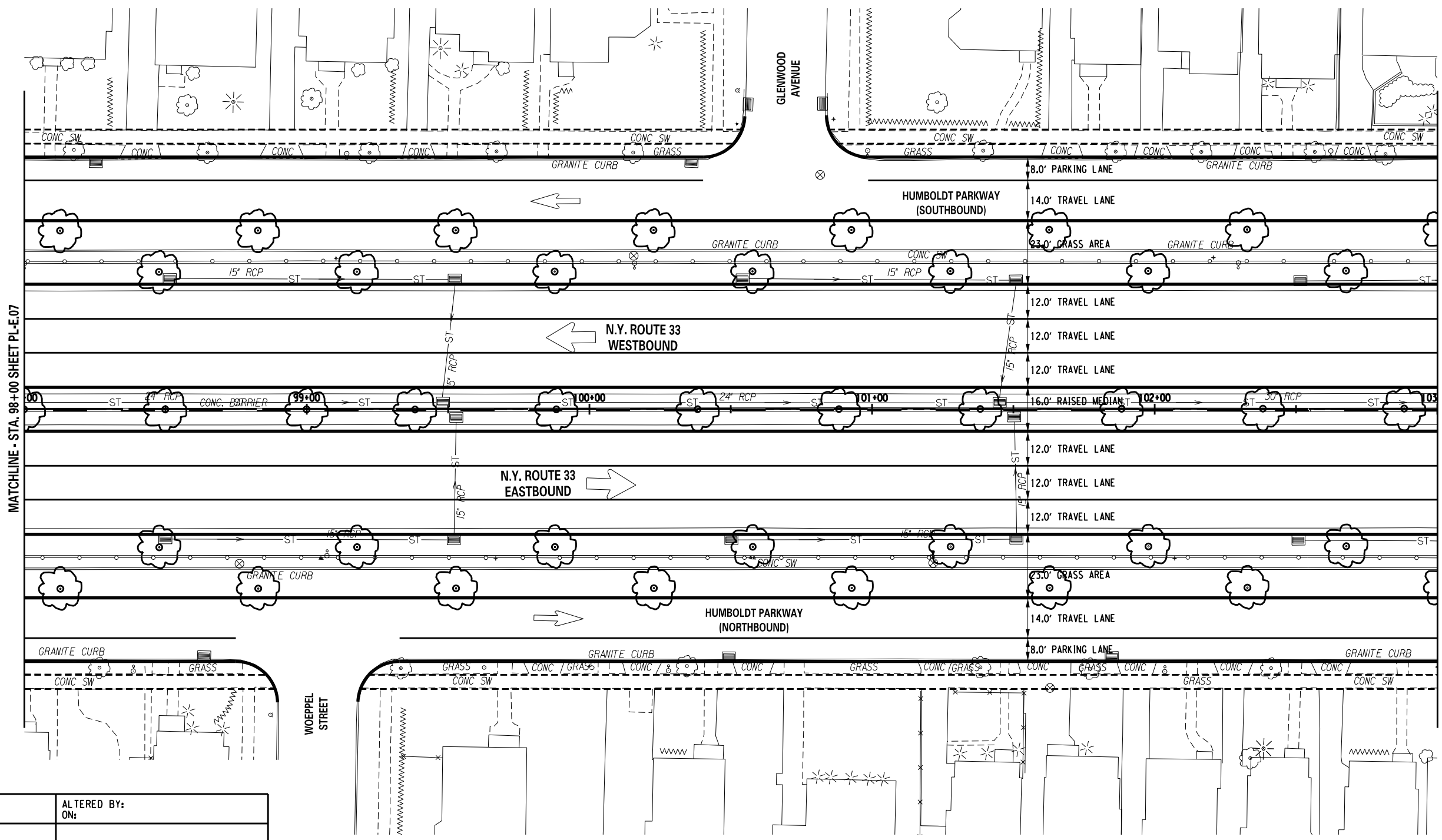
AS BUILT REVISIONS DESCRIPTION OF WORK:	
COUNTY:	

PIN	BRIDGES	CULVERTS
PS&E DATE		

ALL DIMENSIONS IN FT UNLESS OTHERWISE NOTED	CONTRACT NUMBER
ROADWAY PLANS ALTERNATE E	DRAWING NO. PL-E.07 SHEET NO.

NEW YORK STATE DEPARTMENT OF TRANSPORTATION REGION 5	
--	--





MATCHLINE - STA. 98+00 SHEET PL-E.07

MATCHLINE - STA. 103+00 SHEET PL-E.09

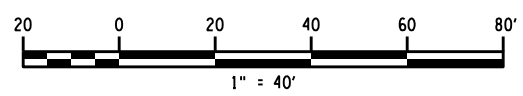
PREPARED BY: ON:	ALTERED BY: ON:
SIGNATURE _____ DATE _____	
DOCUMENT NAME: 551252.cph.pln_A1E.dgn	

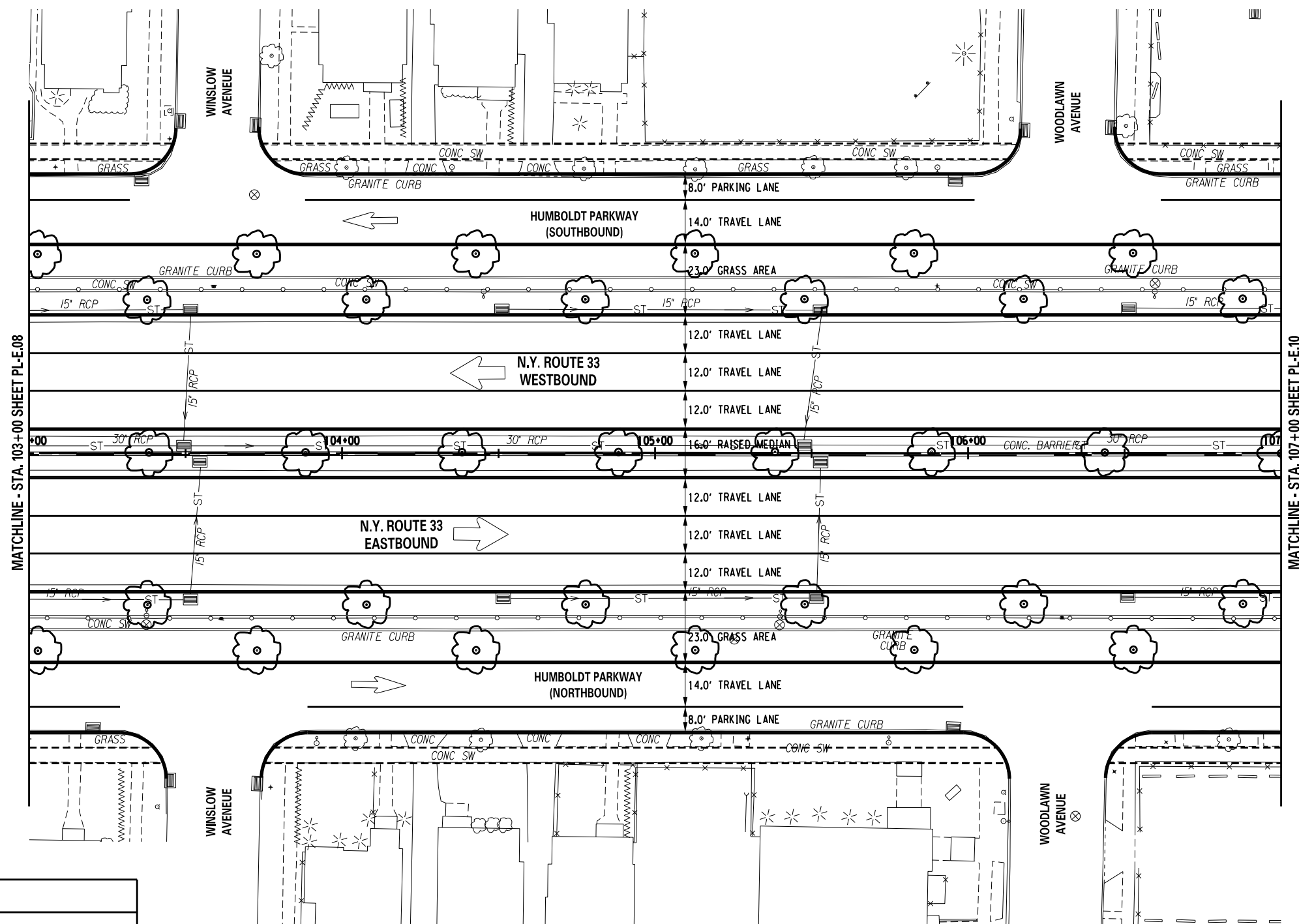

AS BUILT REVISIONS DESCRIPTION OF WORK:	

PIN	BRIDGES	CULVERTS
PS&E DATE		
COUNTY:		

ALL DIMENSIONS IN FT UNLESS OTHERWISE NOTED	CONTRACT NUMBER
ROADWAY PLANS ALTERNATE E	DRAWING NO. PL-E.08 SHEET NO.

NEW YORK STATE DEPARTMENT OF TRANSPORTATION REGION 5	
--	--





MATCHLINE - STA. 103+00 SHEET PL-E.08

MATCHLINE - STA. 107+00 SHEET PL-E.10

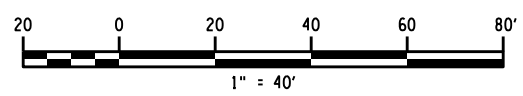
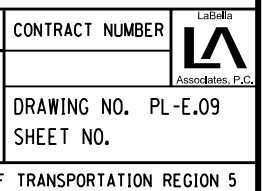
PREPARED BY: ON:	ALTERED BY: ON:
SIGNATURE _____ DATE _____	
DOCUMENT NAME: 551252.cph.pln_A1E.dgn	

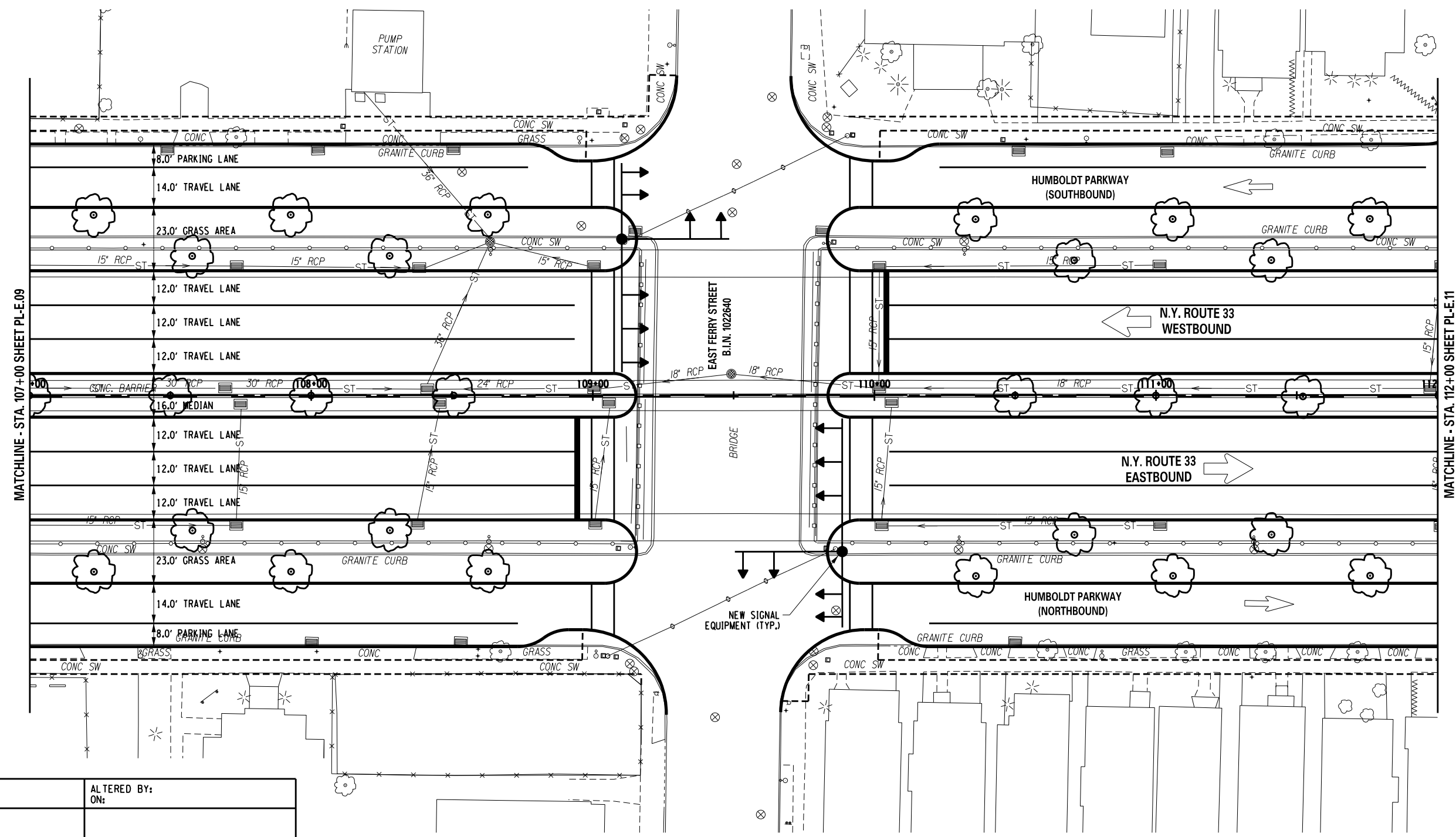
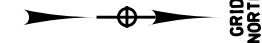
AS BUILT REVISIONS DESCRIPTION OF WORK:	
COUNTY:	

PIN	
PS&E DATE	

BRIDGES	
CULVERTS	

ALL DIMENSIONS IN FT UNLESS OTHERWISE NOTED	CONTRACT NUMBER
ROADWAY PLANS ALTERNATE E	DRAWING NO. PL-E.09 SHEET NO.





MATCHLINE - STA. 107+00 SHEET PL-E.09

MATCHLINE - STA. 112+00 SHEET PL-E.11

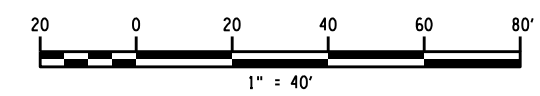
PREPARED BY: ON:	ALTERED BY: ON:
SIGNATURE _____ DATE _____	
DOCUMENT NAME: 551252.cph.pln_A1E.dgn	

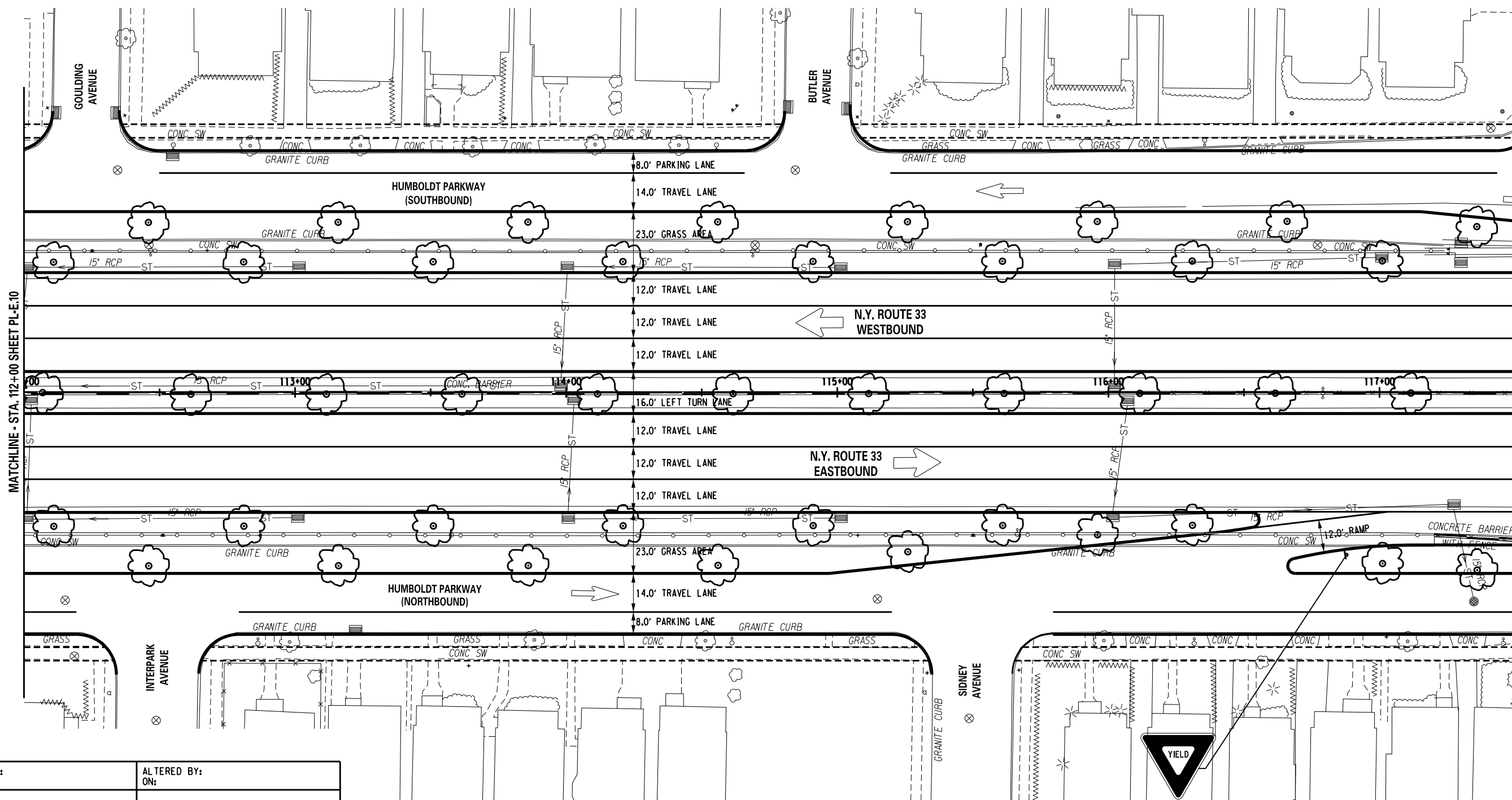
AS BUILT REVISIONS DESCRIPTION OF WORK:
COUNTY:

PIN	BRIDGES	CULVERTS
PS&E DATE		

ALL DIMENSIONS IN FT UNLESS OTHERWISE NOTED	CONTRACT NUMBER
ROADWAY PLANS ALTERNATE E	DRAWING NO. PL-E.10 SHEET NO.

NEW YORK STATE DEPARTMENT OF TRANSPORTATION REGION 5	
--	--





MATCHLINE - STA. 112+00 SHEET PL-E.10

MATCHLINE - STA. 117+50 SHEET PL-E.12

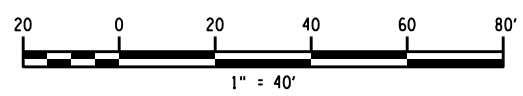
PREPARED BY: ON:	ALTERED BY: ON:
SIGNATURE _____ DATE _____	
DOCUMENT NAME: 551252.cph.pln_A1E.dgn	

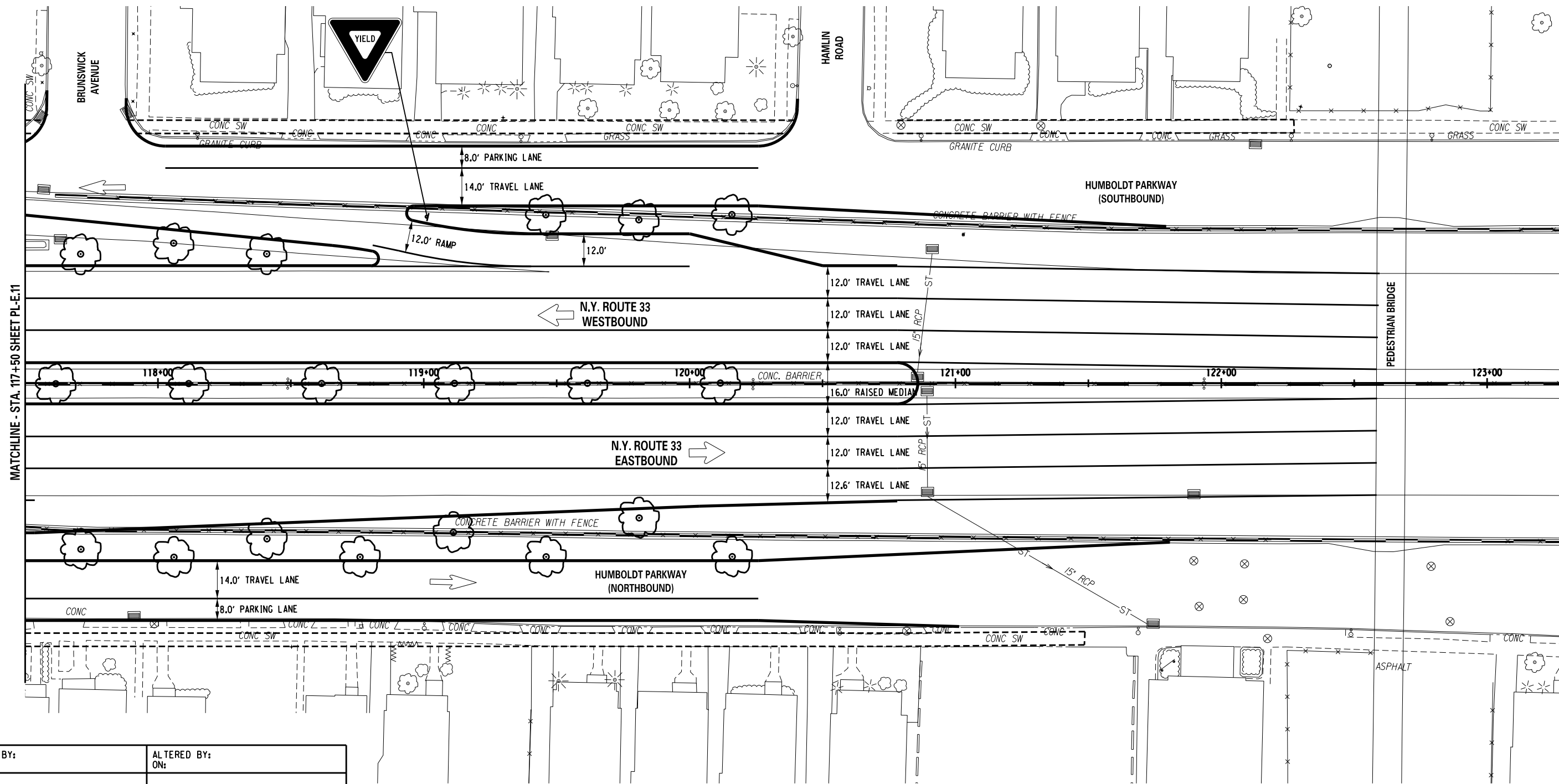
AS BUILT REVISIONS DESCRIPTION OF WORK:	
COUNTY:	

PIN	
PS&E DATE	

BRIDGES	
CULVERTS	

ALL DIMENSIONS IN FT UNLESS OTHERWISE NOTED	CONTRACT NUMBER
ROADWAY PLANS ALTERNATE E	DRAWING NO. PL-E.11 SHEET NO.





MATCHLINE - STA. 117+50 SHEET PL-E.11

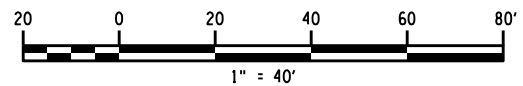
PREPARED BY: ON:	ALTERED BY: ON:
SIGNATURE _____ DATE _____	
DOCUMENT NAME: 551252.cph.pln.A1E.dgn	

AS BUILT REVISIONS DESCRIPTION OF WORK:	PIN
	PS&E DATE
COUNTY:	

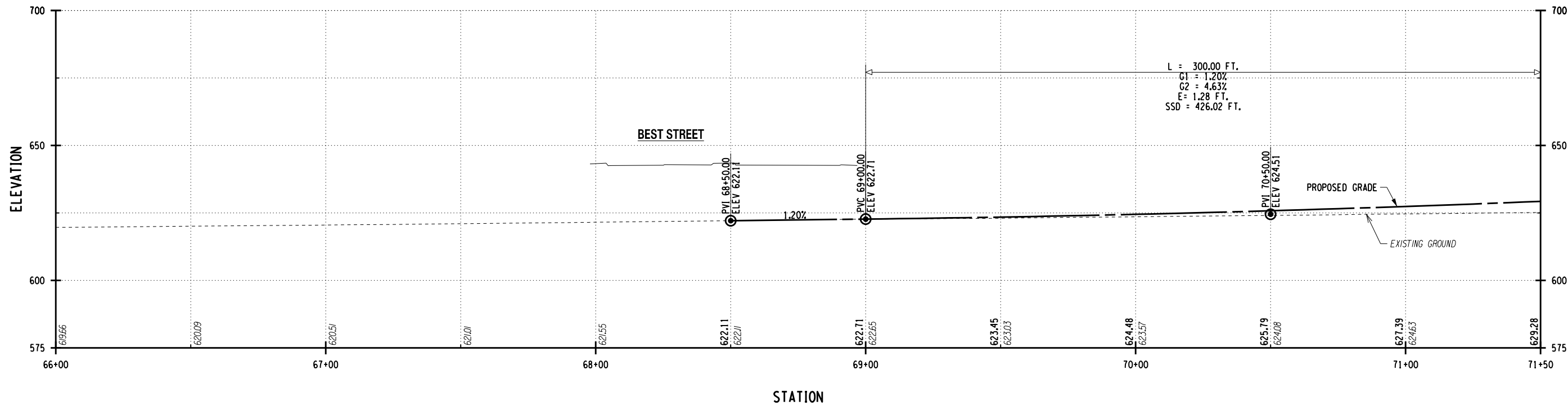
BRIDGES	CULVERTS
ALL DIMENSIONS IN FT UNLESS OTHERWISE NOTED	
ROADWAY PLANS ALTERNATE E	

CONTRACT NUMBER
DRAWING NO. PL-E.12 SHEET NO.

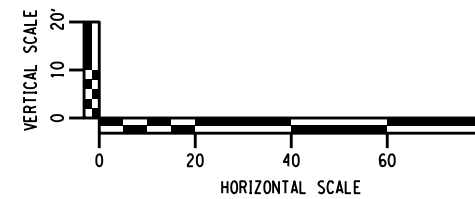
NEW YORK STATE DEPARTMENT OF TRANSPORTATION REGION 5	
--	--



DESIGN SPEED: 50 MPH
 MINIMUM SSD: 425'
 MAXIMUM GRADE: 5%



**ALTERNATE E
 ROADWAY PROFILE**



PREPARED BY: ON:	ALTERED BY: ON:

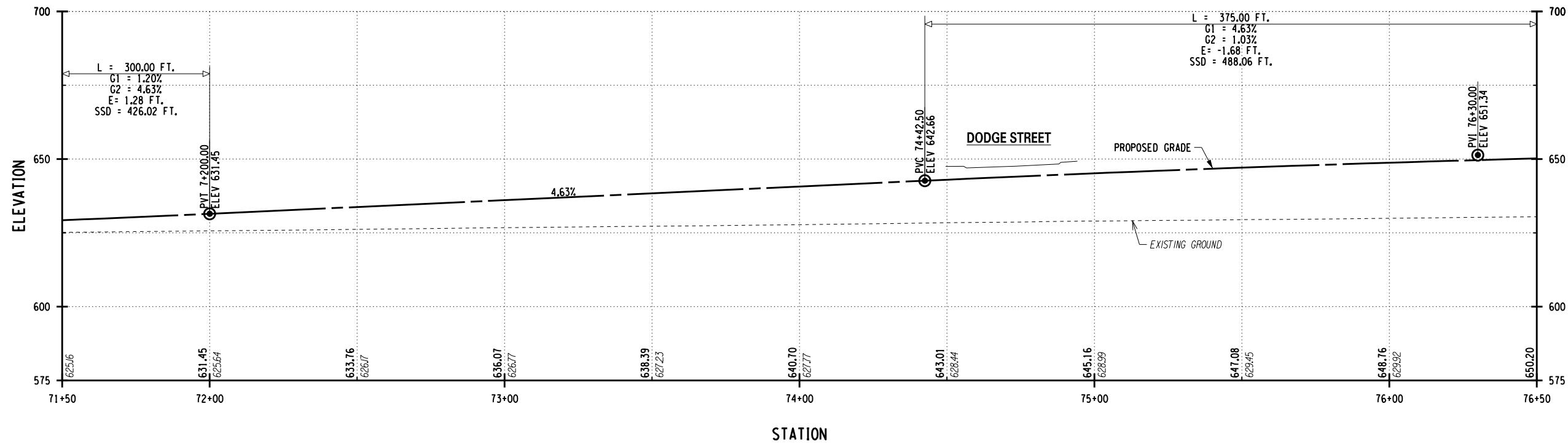
AS BUILT REVISIONS DESCRIPTION OF WORK:	
SIGNATURE	DATE
DOCUMENT NAME: 551252.cph.pro.AltE.dgn	

COUNTY:	PIN
	PS&E DATE

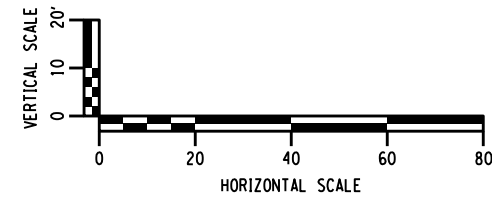
BRIDGES	CULVERTS

ALL DIMENSIONS IN FT UNLESS OTHERWISE NOTED
ROADWAY PROFILES ALTERNATE E

CONTRACT NUMBER	
DRAWING NO. PR-E.01 SHEET NO.	



**ALTERNATE E
ROADWAY PROFILE**



PREPARED BY: ON:	ALTERED BY: ON:

AS BUILT REVISIONS DESCRIPTION OF WORK:	
SIGNATURE _____	DATE _____
DOCUMENT NAME: 551252.cph.pro.AltE.dgn	

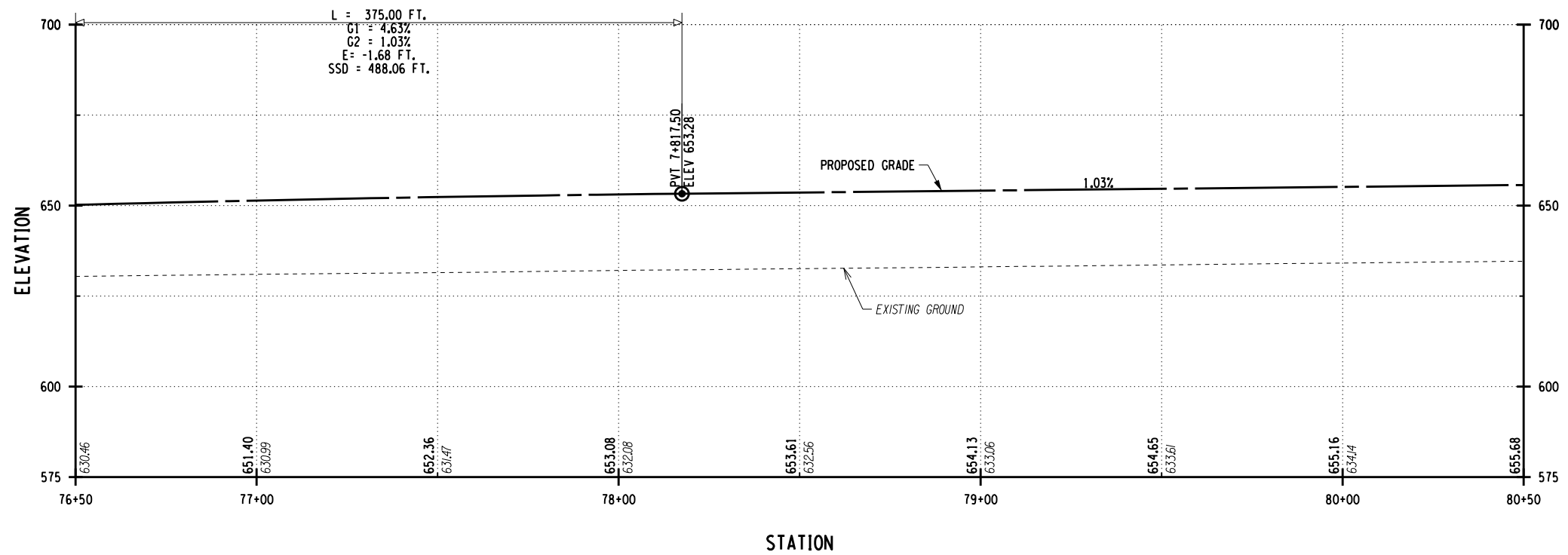
PIN	
PS&E DATE	
COUNTY:	

BRIDGES	
CULVERTS	

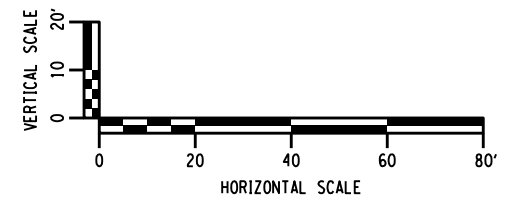
ALL DIMENSIONS IN FT UNLESS OTHERWISE NOTED
ROADWAY PROFILES ALTERNATE E

CONTRACT NUMBER	
DRAWING NO. PR-E.02	
SHEET NO.	





**ALTERNATE E
ROADWAY PROFILE**



PREPARED BY: ON:	ALTERED BY: ON:

AS BUILT REVISIONS DESCRIPTION OF WORK:	
SIGNATURE	DATE
DOCUMENT NAME: 551252.cph.pro.AltE.dgn	

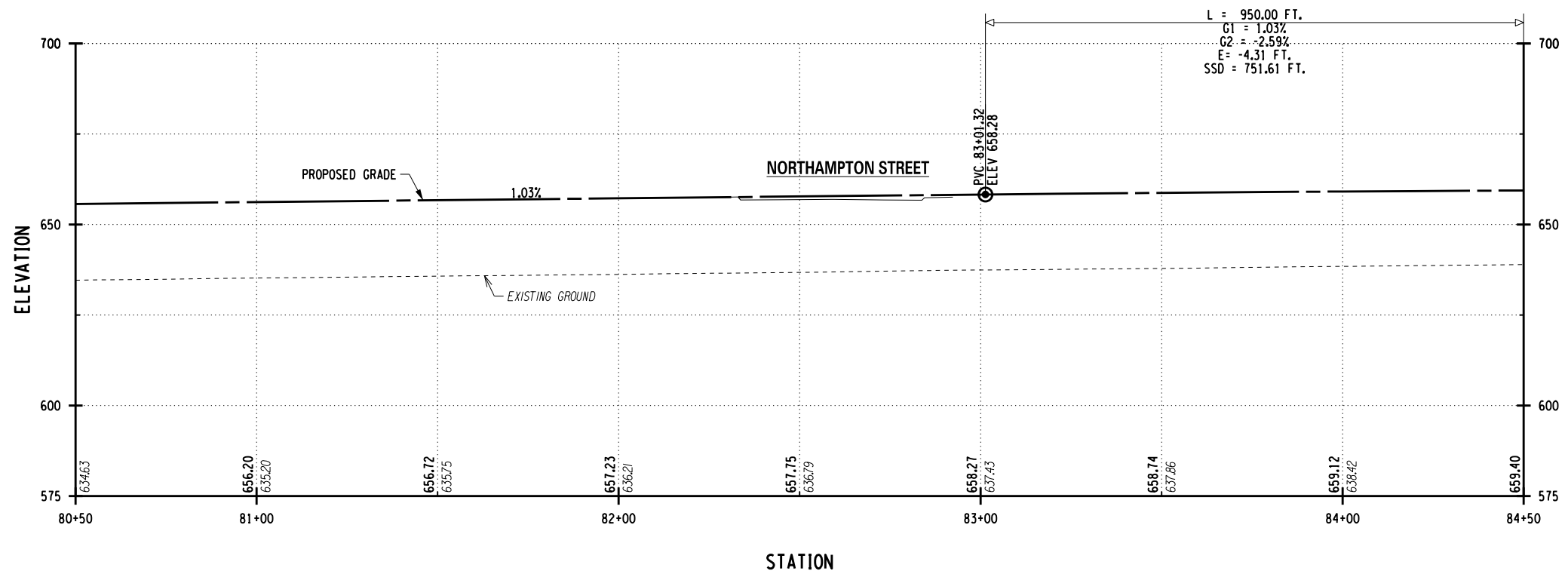
PIN	
PS&E DATE	
COUNTY:	

BRIDGES	
CULVERTS	

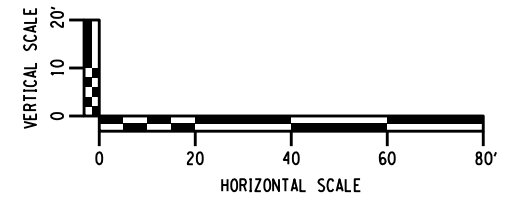
ALL DIMENSIONS IN FT UNLESS OTHERWISE NOTED
ROADWAY PROFILES ALTERNATE E

CONTRACT NUMBER	
DRAWING NO. PR-E.03	
SHEET NO.	





**ALTERNATE E
ROADWAY PROFILE**



PREPARED BY: ON:	ALTERED BY: ON:

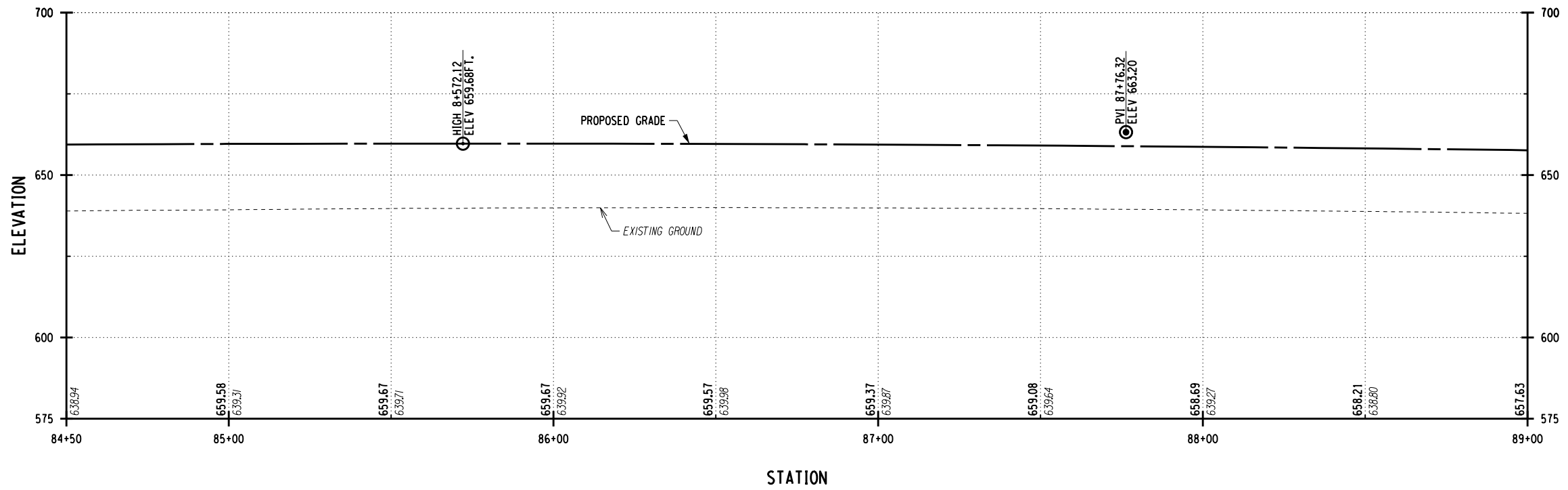
AS BUILT REVISIONS DESCRIPTION OF WORK:	
SIGNATURE	DATE

COUNTY:	PIN
	PS&E DATE

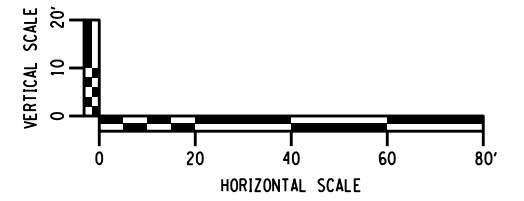
BRIDGES	CULVERTS

ALL DIMENSIONS IN FT UNLESS OTHERWISE NOTED
ROADWAY PROFILES ALTERNATE E

CONTRACT NUMBER	
DRAWING NO. PR-E.04 SHEET NO.	



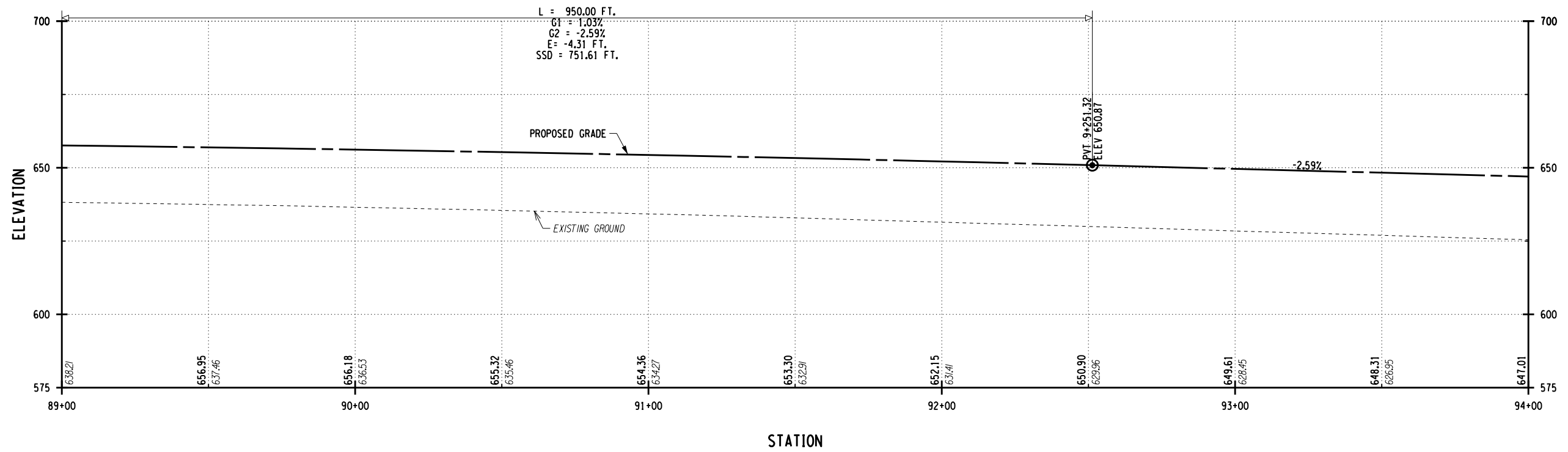
**ALTERNATE E
ROADWAY PROFILE**



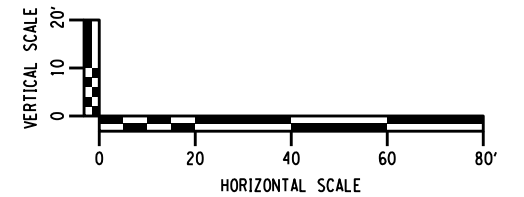
PREPARED BY: ON:	ALTERED BY: ON:

AS BUILT REVISIONS DESCRIPTION OF WORK:	PIN	BRIDGES	CULVERTS	ALL DIMENSIONS IN FT UNLESS OTHERWISE NOTED	CONTRACT NUMBER
	PS&E DATE				ROADWAY PROFILES ALTERNATE E
SIGNATURE	DATE	COUNTY:	NEW YORK STATE DEPARTMENT OF TRANSPORTATION REGION 5		
DOCUMENT NAME: 551252.cph.pro.AltE.dgn					





**ALTERNATE E
ROADWAY PROFILE**



PREPARED BY: ON:	ALTERED BY: ON:

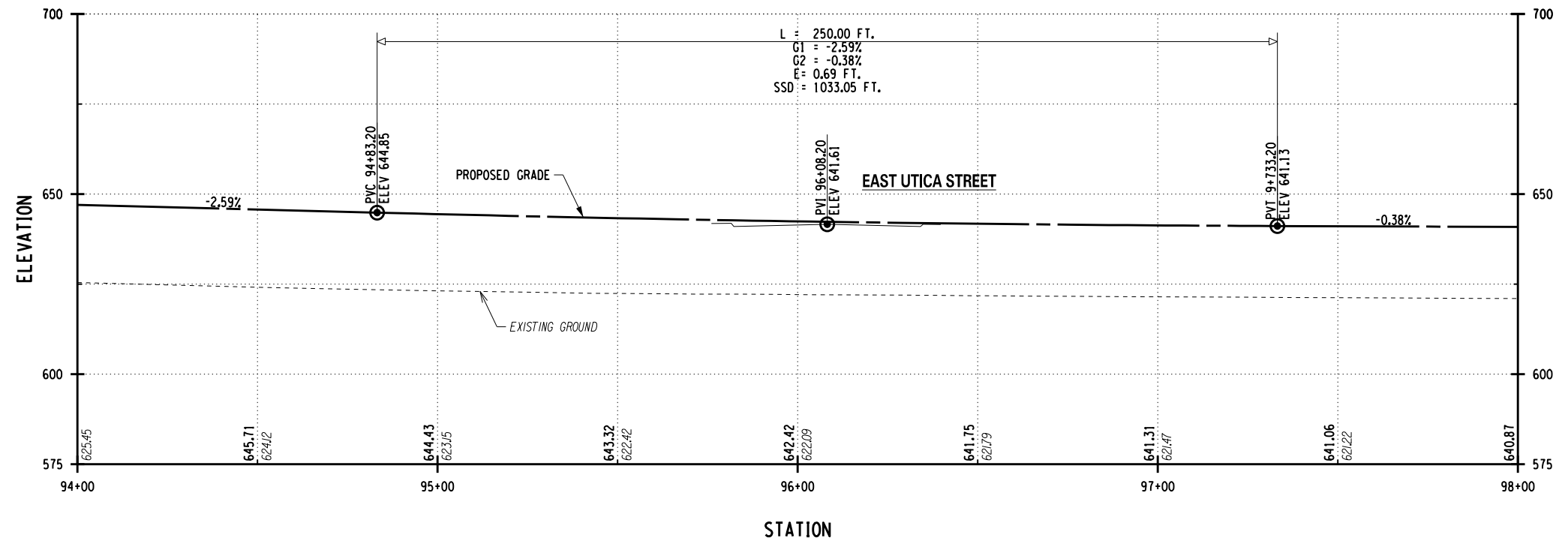
AS BUILT REVISIONS DESCRIPTION OF WORK:	
SIGNATURE	DATE

COUNTY:	PIN
	PS&E DATE

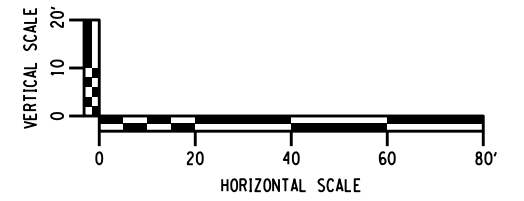
BRIDGES	CULVERTS

ALL DIMENSIONS IN FT UNLESS OTHERWISE NOTED
ROADWAY PROFILES ALTERNATE E

CONTRACT NUMBER	
DRAWING NO. PR-E.06 SHEET NO.	



**ALTERNATE E
ROADWAY PROFILE**



PREPARED BY: ON:	ALTERED BY: ON:

AS BUILT REVISIONS DESCRIPTION OF WORK:	
SIGNATURE	DATE
DOCUMENT NAME: 551252.cph.pro.AltE.dgn	

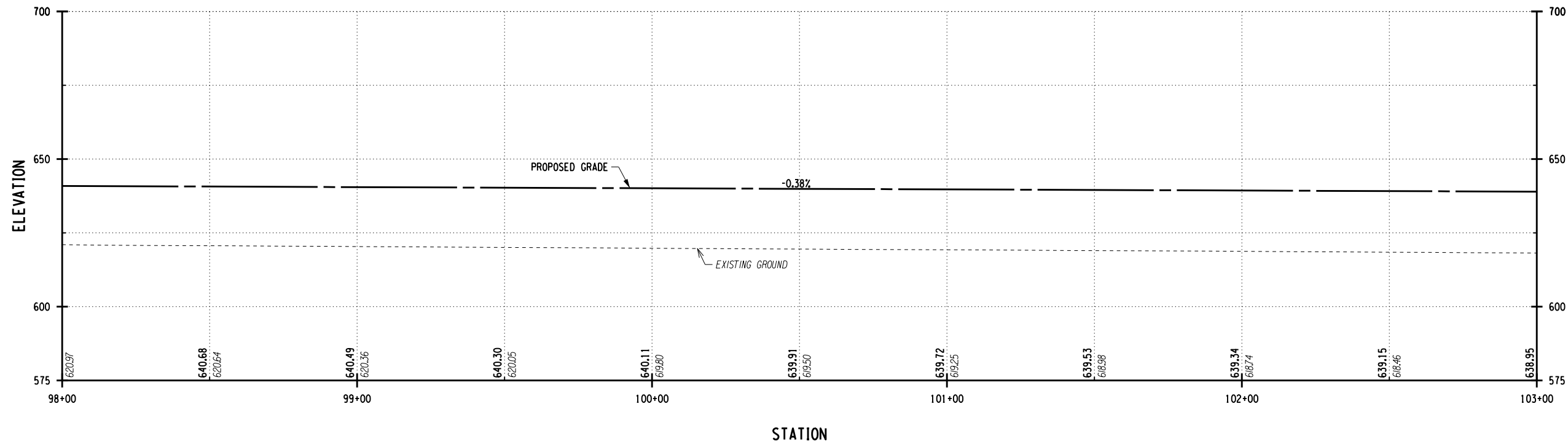
PIN	
PS&E DATE	
COUNTY:	

BRIDGES	
CULVERTS	

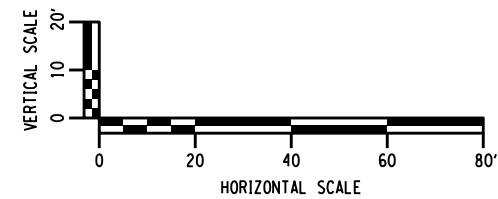
ALL DIMENSIONS IN FT UNLESS OTHERWISE NOTED
ROADWAY PROFILES ALTERNATE E

CONTRACT NUMBER	
DRAWING NO. PR-E.07	
SHEET NO.	





**ALTERNATE E
ROADWAY PROFILE**




PREPARED BY: ON:	ALTERED BY: ON:

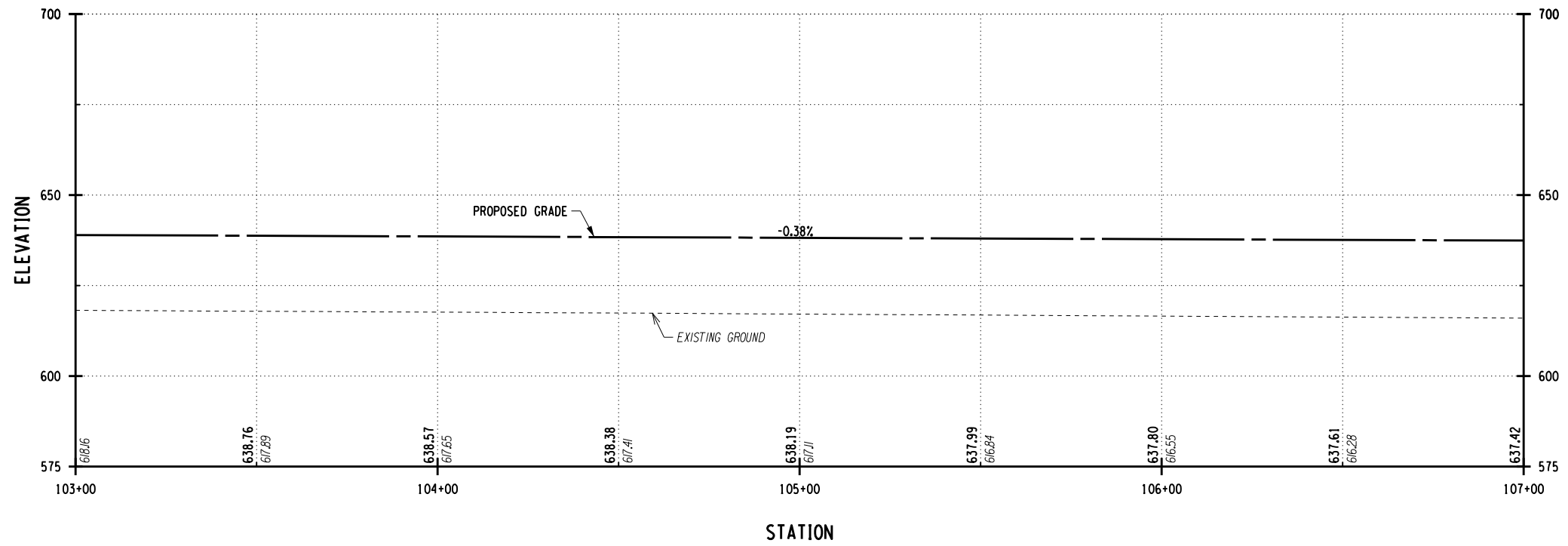
AS BUILT REVISIONS DESCRIPTION OF WORK:	
SIGNATURE	DATE

COUNTY:	PIN
	PS&E DATE

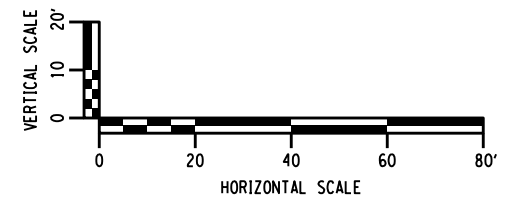
BRIDGES	CULVERTS

ALL DIMENSIONS IN FT UNLESS OTHERWISE NOTED
ROADWAY PROFILES ALTERNATE E

CONTRACT NUMBER	
DRAWING NO. PR-E.08 SHEET NO.	



**ALTERNATE E
ROADWAY PROFILE**



PREPARED BY: ON:	ALTERED BY: ON:

AS BUILT REVISIONS DESCRIPTION OF WORK:	
SIGNATURE	DATE
DOCUMENT NAME: 551252.cph.pro.AltE.dgn	

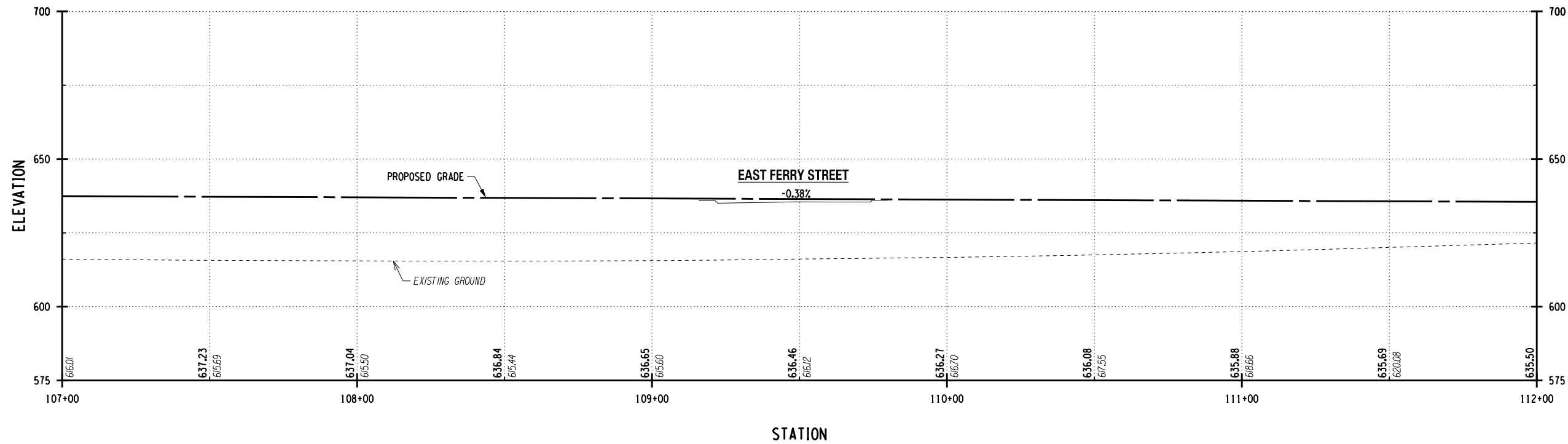
PIN	
PS&E DATE	
COUNTY:	

BRIDGES	
CULVERTS	

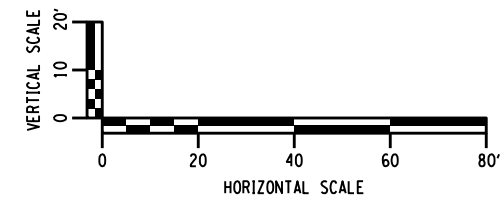
ALL DIMENSIONS IN FT UNLESS OTHERWISE NOTED
ROADWAY PROFILES ALTERNATE E

CONTRACT NUMBER	
DRAWING NO. PR-E.09	
SHEET NO.	





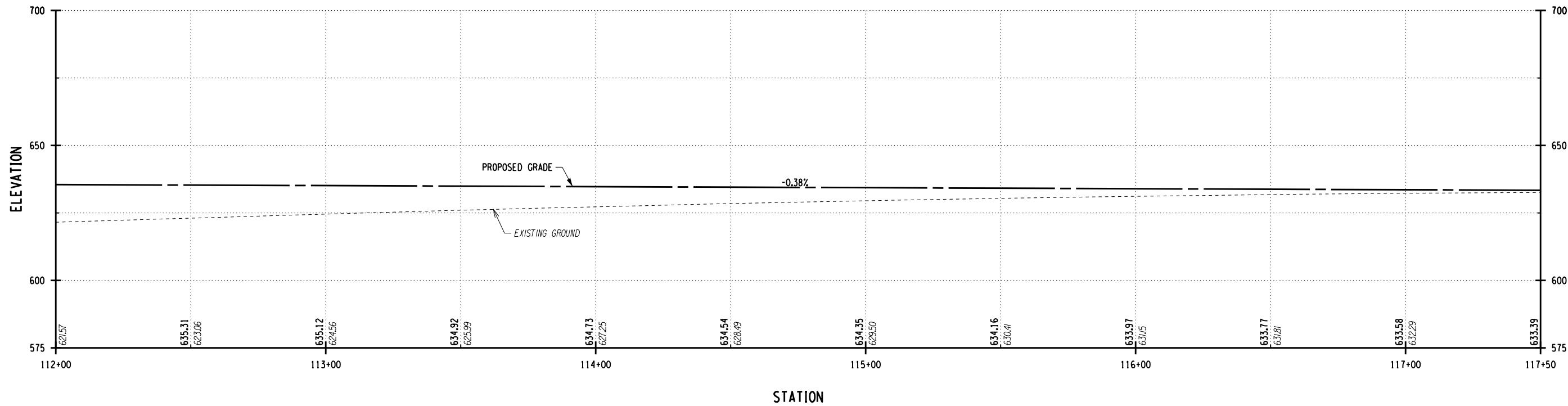
**ALTERNATE E
ROADWAY PROFILE**



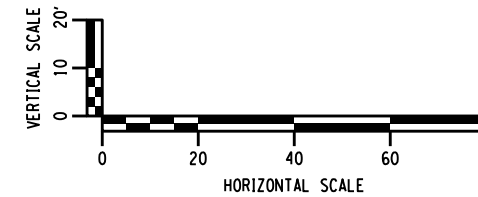
PREPARED BY: ON:	ALTERED BY: ON:
AS BUILT REVISIONS DESCRIPTION OF WORK:	
SIGNATURE	DATE
DOCUMENT NAME: 551252.cph.pro.AltE.dgn	

PIN	BRIDGES	CULVERTS	ALL DIMENSIONS IN FT UNLESS OTHERWISE NOTED	CONTRACT NUMBER
PS&E DATE			ROADWAY PROFILES ALTERNATE E	DRAWING NO. PR-E.10 SHEET NO.
COUNTY:				





**ALTERNATE E
ROADWAY PROFILE**



PREPARED BY: ON:	ALTERED BY: ON:

AS BUILT REVISIONS DESCRIPTION OF WORK:	
SIGNATURE	DATE
DOCUMENT NAME: 551252.cph.pro.AltE.dgn	

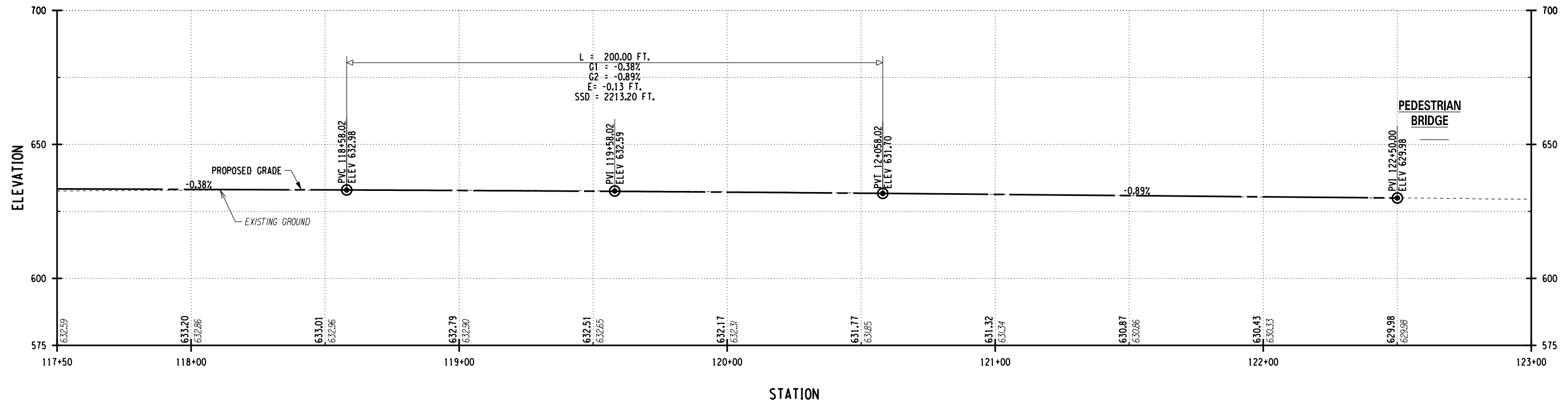
PIN	
PS&E DATE	
COUNTY:	

BRIDGES	
CULVERTS	

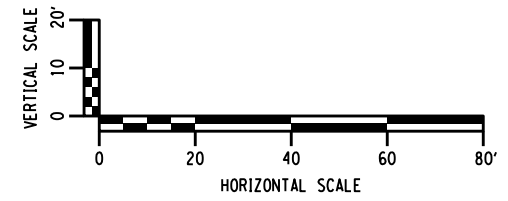
ALL DIMENSIONS IN FT UNLESS OTHERWISE NOTED
ROADWAY PROFILES ALTERNATE E

CONTRACT NUMBER	
DRAWING NO. PR-E.11	
SHEET NO.	





**ALTERNATE E
ROADWAY PROFILE**



PREPARED BY: ON:	ALTERED BY: ON:

AS BUILT REVISIONS DESCRIPTION OF WORK:	
SIGNATURE	DATE
DOCUMENT NAME: 551252.cph.pro.AltE.dgn	

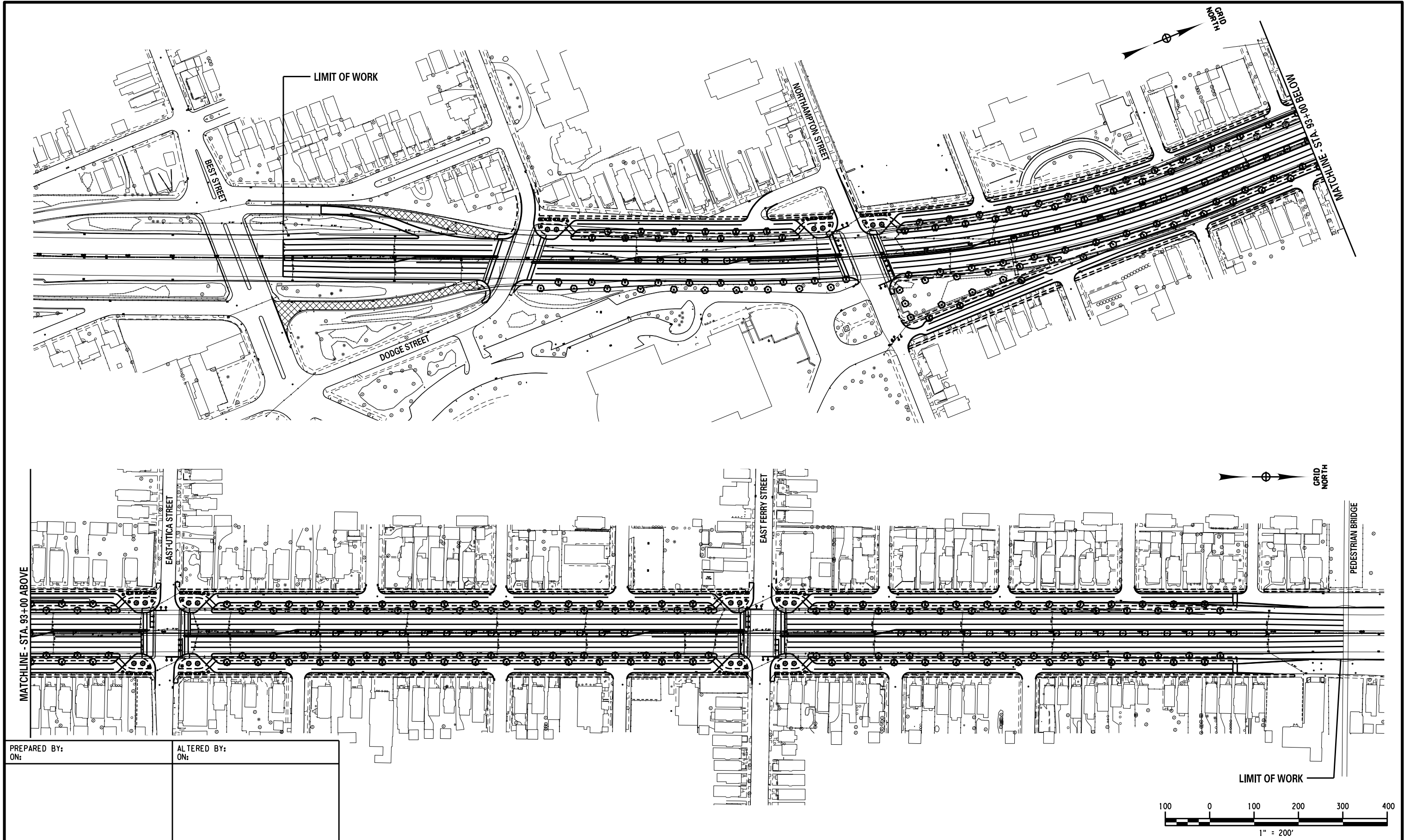
PIN	
PS&E DATE	
COUNTY:	

BRIDGES	
CULVERTS	

ALL DIMENSIONS IN FT UNLESS OTHERWISE NOTED
ROADWAY PROFILES ALTERNATE E

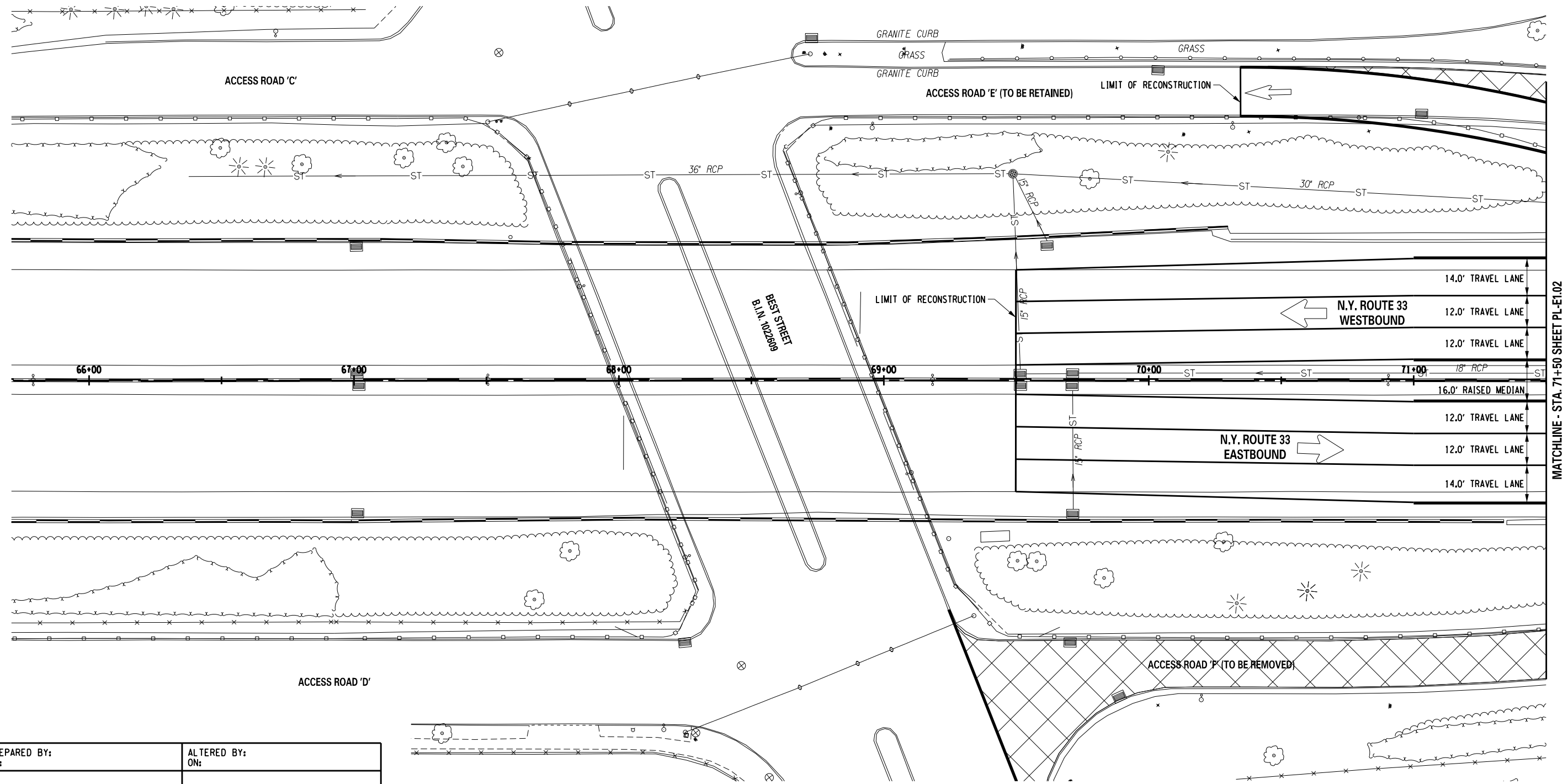

CONTRACT NUMBER	
DRAWING NO. PR-E.12	
SHEET NO.	





PREPARED BY: ON:	ALTERED BY: ON:
SIGNATURE _____ DATE _____	
DOCUMENT NAME: 551252.cph.gnp_AltE1.dgn	

AS BUILT REVISIONS DESCRIPTION OF WORK:	PIN	BRIDGES	CULVERTS	ALL DIMENSIONS IN FT UNLESS OTHERWISE NOTED	CONTRACT NUMBER
	PS&E DATE			GENERAL PLAN ALTERNATE E1	DRAWING NO. GP-E1 SHEET NO.
	COUNTY:				



MATCHLINE - STA. 71+50 SHEET PL-E1.02

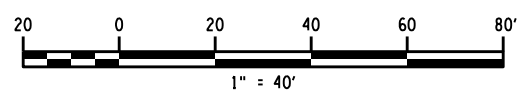
PREPARED BY: ON:	ALTERED BY: ON:

AS BUILT REVISIONS DESCRIPTION OF WORK:	
SIGNATURE	DATE
DOCUMENT NAME: 551252.cph.pln_A1E1.dgn	

PIN	BRIDGES	CULVERTS
PS&E DATE		
COUNTY:		

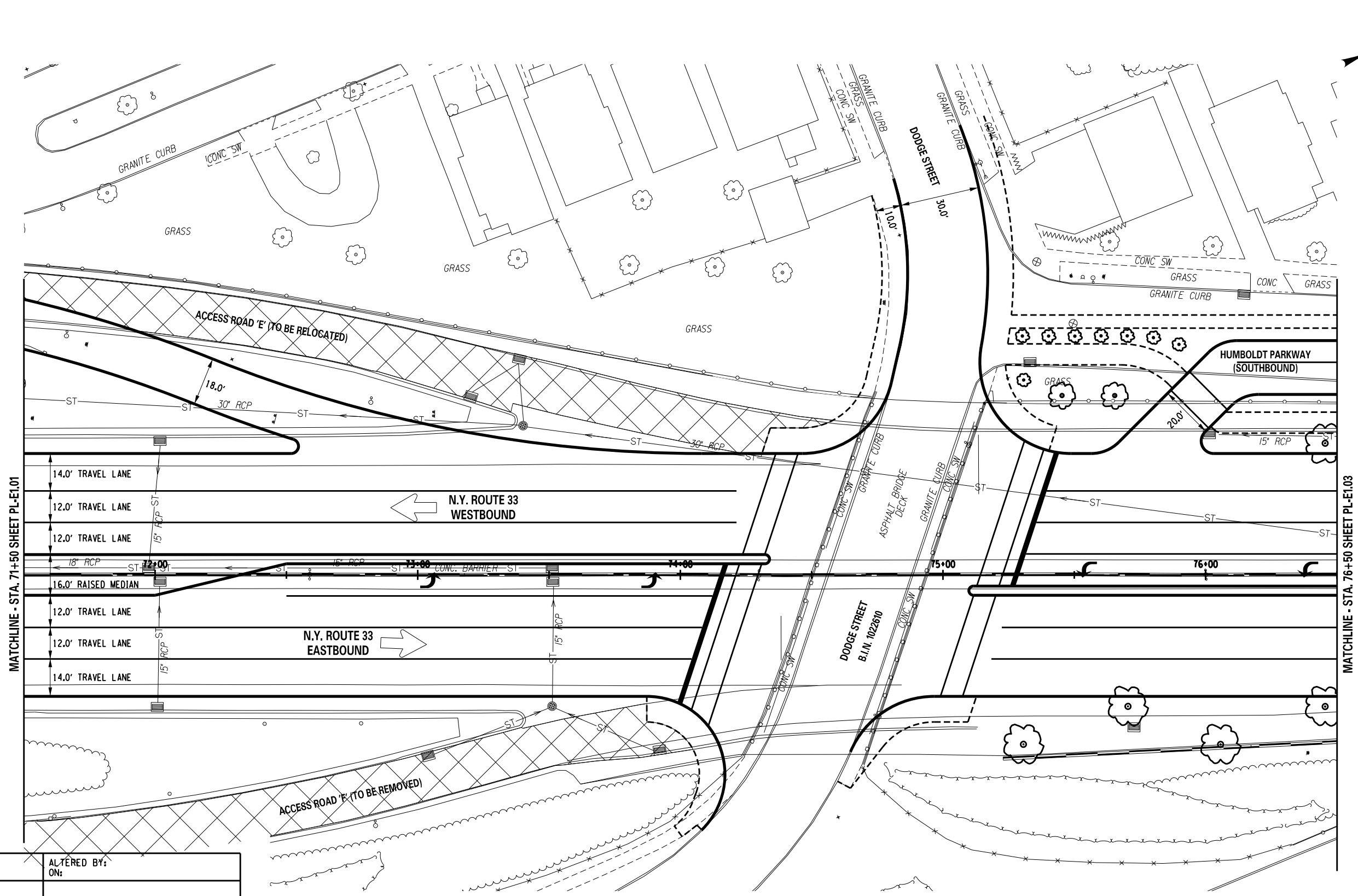
ALL DIMENSIONS IN FT UNLESS OTHERWISE NOTED	CONTRACT NUMBER
ROADWAY PLANS SUB-ALTERNATE E1	DRAWING NO. PL-E1.01 SHEET NO.

NEW YORK STATE DEPARTMENT OF TRANSPORTATION REGION 5	LaBella Associates, P.C.
--	--------------------------



FILE NAME = Y:\NYS\DOT\21361 Kensington\Drawings\Highway\Plans\551252.cph.pln_A1E1.dgn
 DATE/TIME = 5/18/2012 2:14:51 PM
 MODEL = PL-02

DESIGN SUPERVISOR B. MILLER JOB MANAGER R. VENVERTLOH DESIGNED BY J. KANIECKI CHECKED BY R. HOGLE
 ESTIMATED BY J. KANIECKI DRAFTED BY C. NORRIS CHECKED BY R. HOGLE

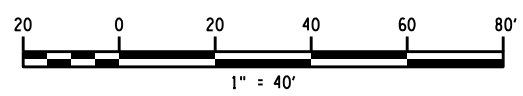


MATCHLINE - STA. 71+50 SHEET PL-E1.01

MATCHLINE - STA. 76+50 SHEET PL-E1.03

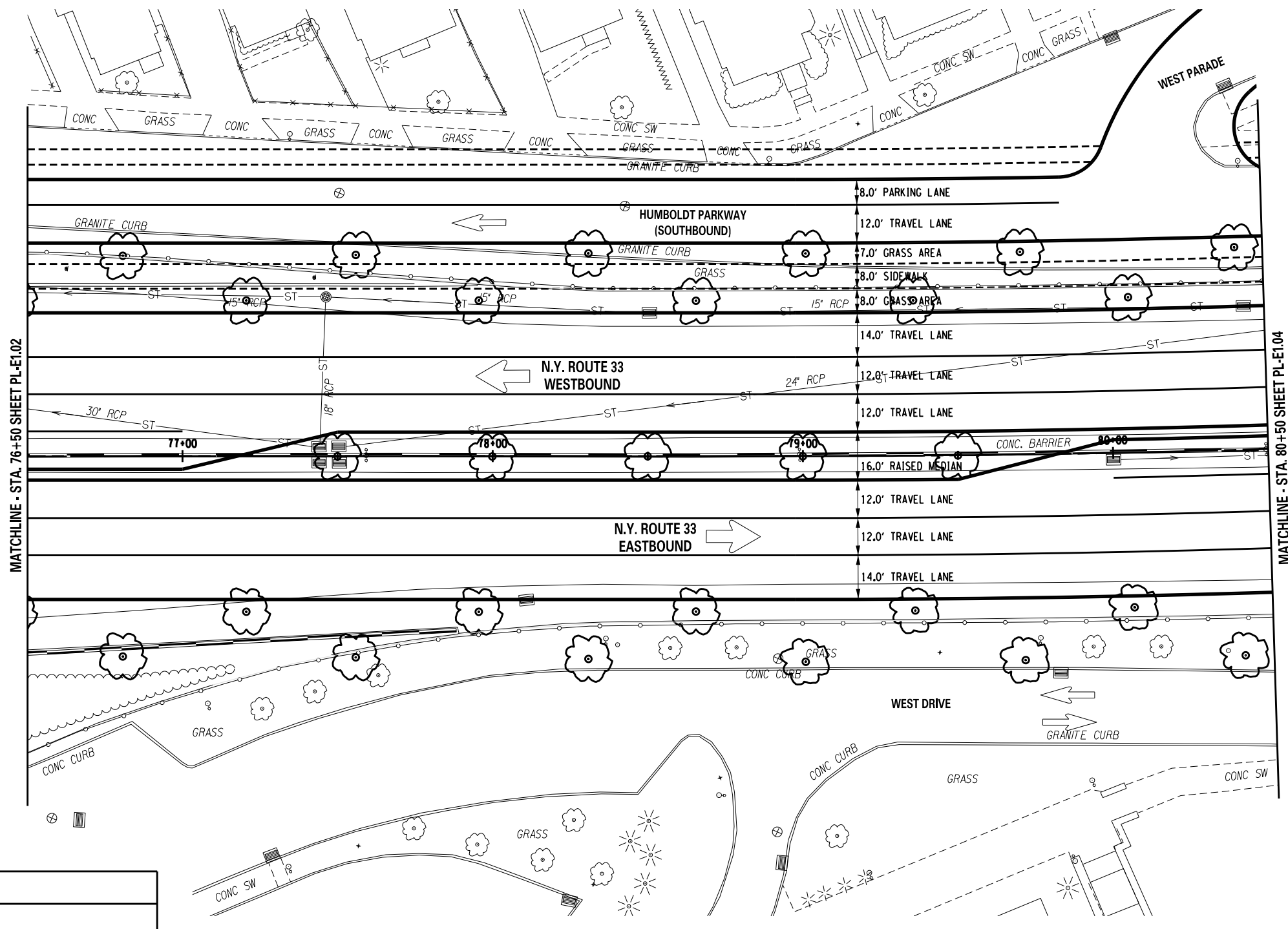
PREPARED BY: ON:	ALTERED BY: ON:
SIGNATURE _____ DATE _____	
DOCUMENT NAME: 551252.cph.pln_A1E1.dgn	

AS BUILT REVISIONS DESCRIPTION OF WORK:	PIN	BRIDGES	CULVERTS	ALL DIMENSIONS IN FT UNLESS OTHERWISE NOTED	CONTRACT NUMBER
	PS&E DATE			ROADWAY PLANS SUB-ALTERNATE E1	DRAWING NO. PL-E1.02 SHEET NO.
COUNTY:					



FILE NAME = Y:\NYSDOT\21361 Kensington\Drawings\Highway\Plans\551252.cph.pln_A1E1.dgn
 DATE/TIME = 5/18/2012 2:14:53 PM
 MODEL = PL-03

DESIGN SUPERVISOR B. MILLER JOB MANAGER R. VENTRLOH DESIGNED BY J. KANIECKI CHECKED BY R. HOGLE DRAFTED BY C. NORRIS CHECKED BY R. HOGLE



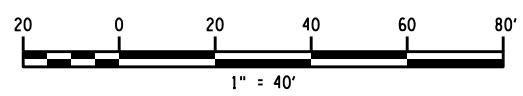
PREPARED BY: ON:	ALTERED BY: ON:
SIGNATURE _____ DATE _____	
DOCUMENT NAME: 551252.cph.pln_A1E1.dgn	

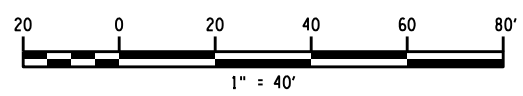

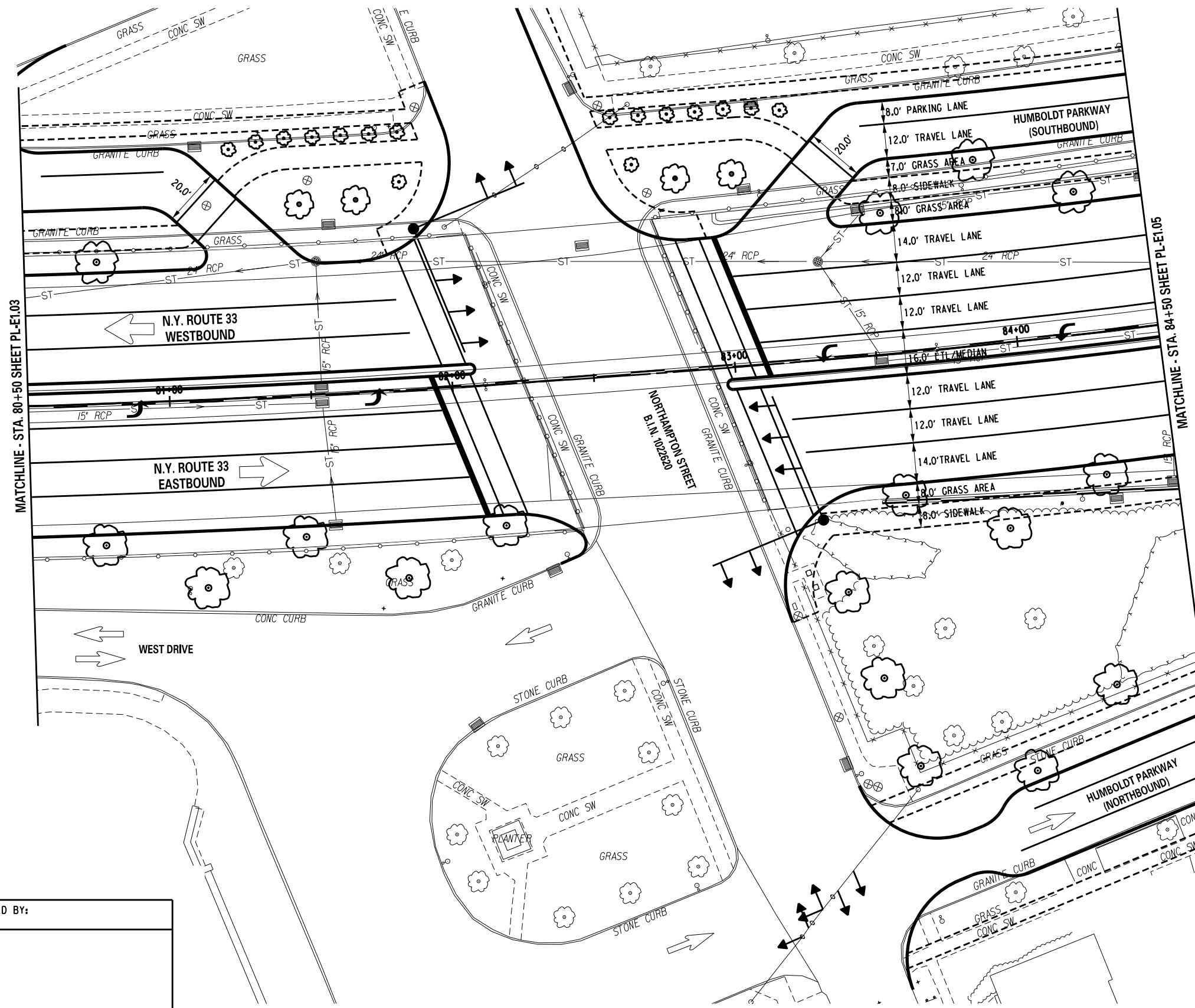
AS BUILT REVISIONS DESCRIPTION OF WORK:	
COUNTY:	

PIN	BRIDGES	CULVERTS
PS&E DATE		

ALL DIMENSIONS IN FT UNLESS OTHERWISE NOTED	CONTRACT NUMBER
ROADWAY PLANS SUB-ALTERNATE E1	DRAWING NO. PL-E1.03 SHEET NO.

NEW YORK STATE DEPARTMENT OF TRANSPORTATION REGION 5	
--	--

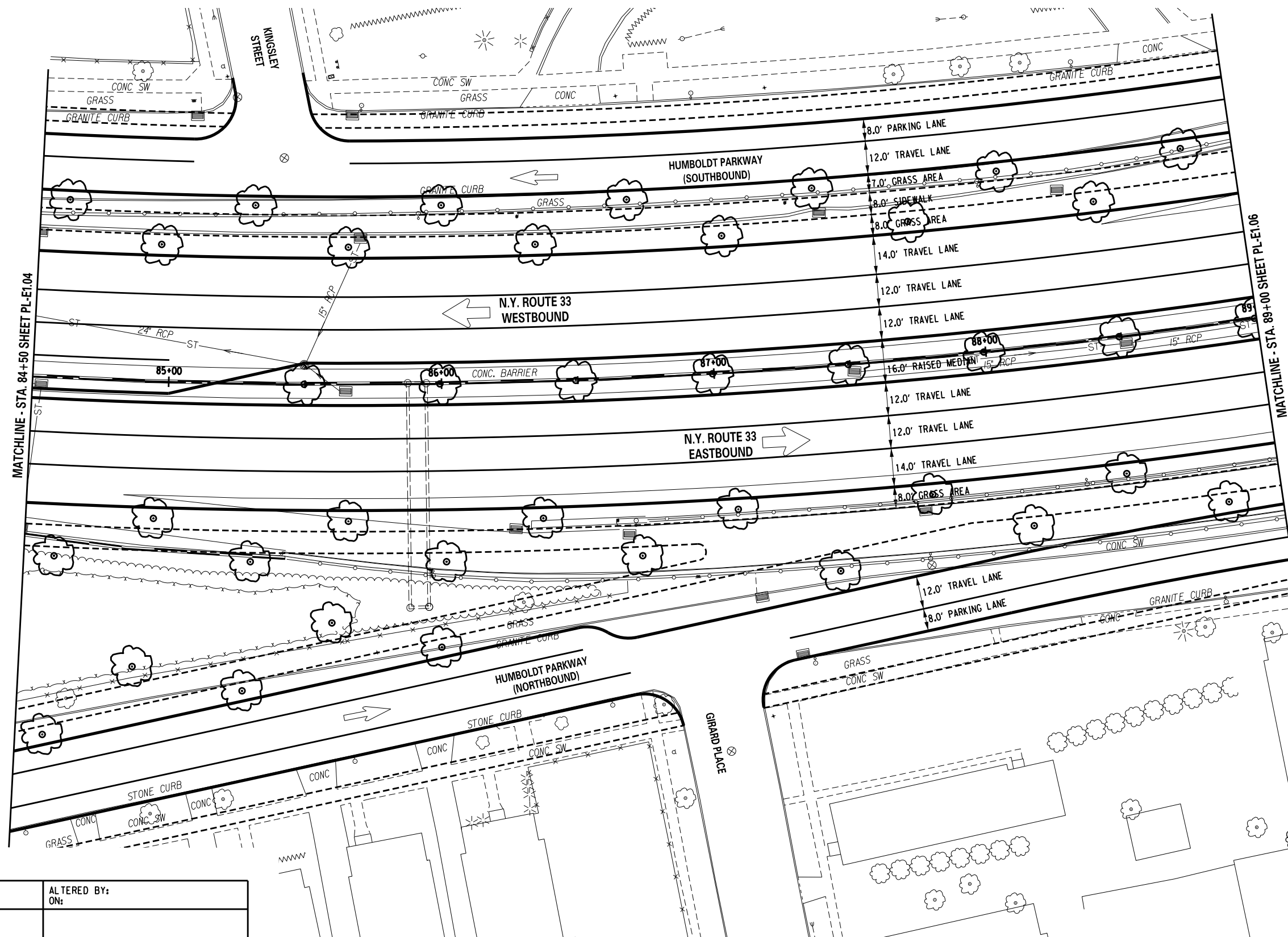




PREPARED BY: ON:	ALTERED BY: ON:
SIGNATURE _____ DATE _____	
DOCUMENT NAME: 551252.cph.pln_A1E1.dgn	

AS BUILT REVISIONS DESCRIPTION OF WORK:	PIN	BRIDGES	CULVERTS	ALL DIMENSIONS IN FT UNLESS OTHERWISE NOTED	CONTRACT NUMBER
	PS&E DATE			ROADWAY PLANS SUB-ALTERNATE E1	DRAWING NO. PL-E1.04 SHEET NO.
	COUNTY:				

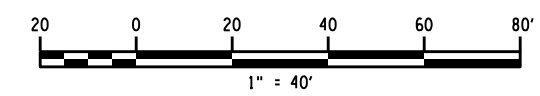


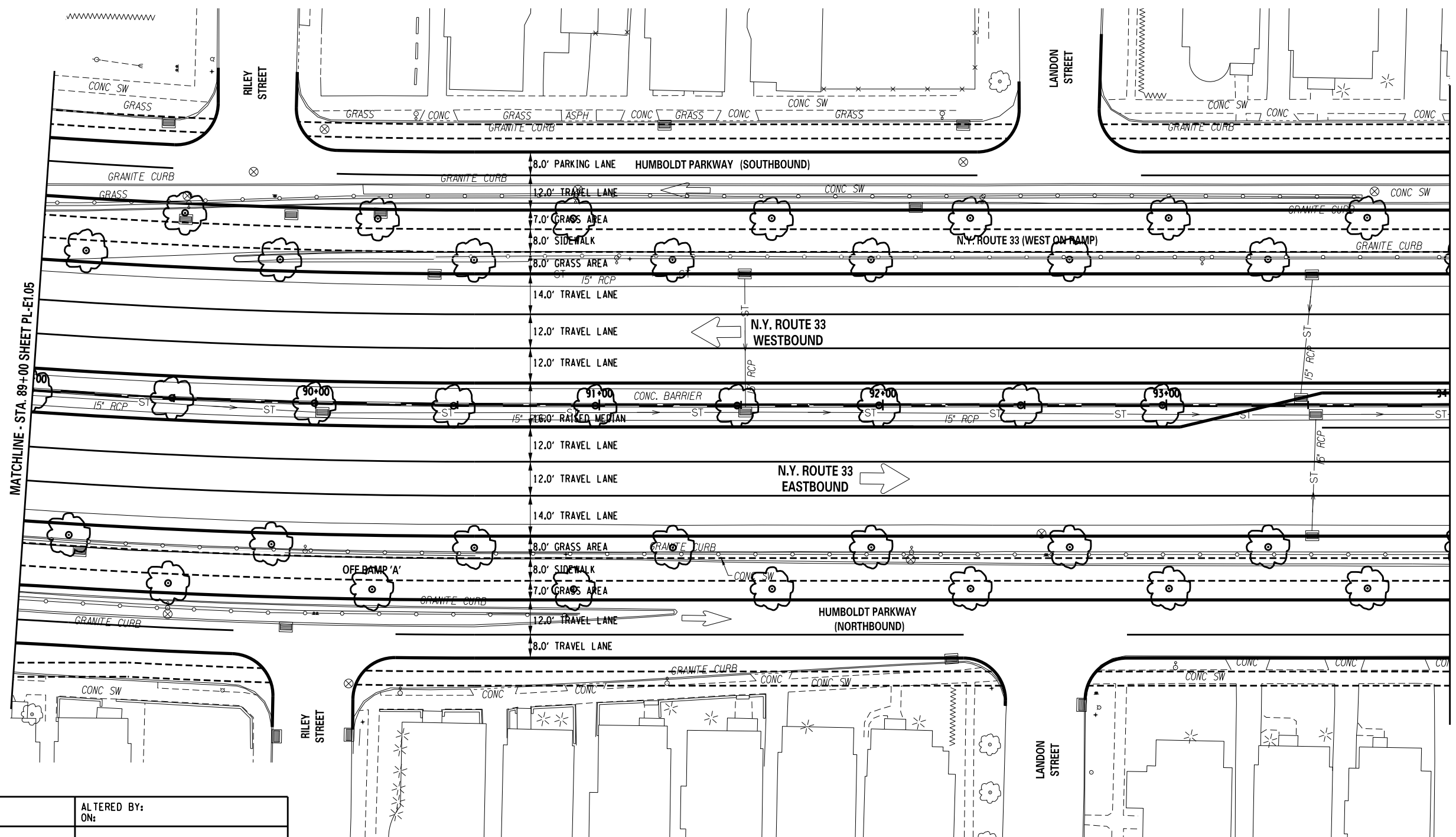


PREPARED BY: ON:	ALTERED BY: ON:
SIGNATURE _____ DATE _____	
DOCUMENT NAME: 551252.cph.pln_A1E1.dgn	

AS BUILT REVISIONS DESCRIPTION OF WORK:	PIN	BRIDGES	CULVERTS
	PS&E DATE		
COUNTY:			

ALL DIMENSIONS IN FT UNLESS OTHERWISE NOTED	CONTRACT NUMBER
ROADWAY PLANS SUB-ALTERNATE E1	DRAWING NO. PL-E1.05 SHEET NO.





MATCHLINE - STA. 89+00 SHEET PL-E1.05

MATCHLINE - STA. 94+00 SHEET PL-E1.07

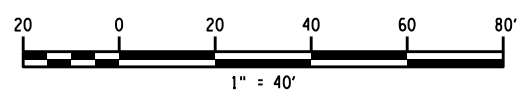
PREPARED BY: ON:	ALTERED BY: ON:

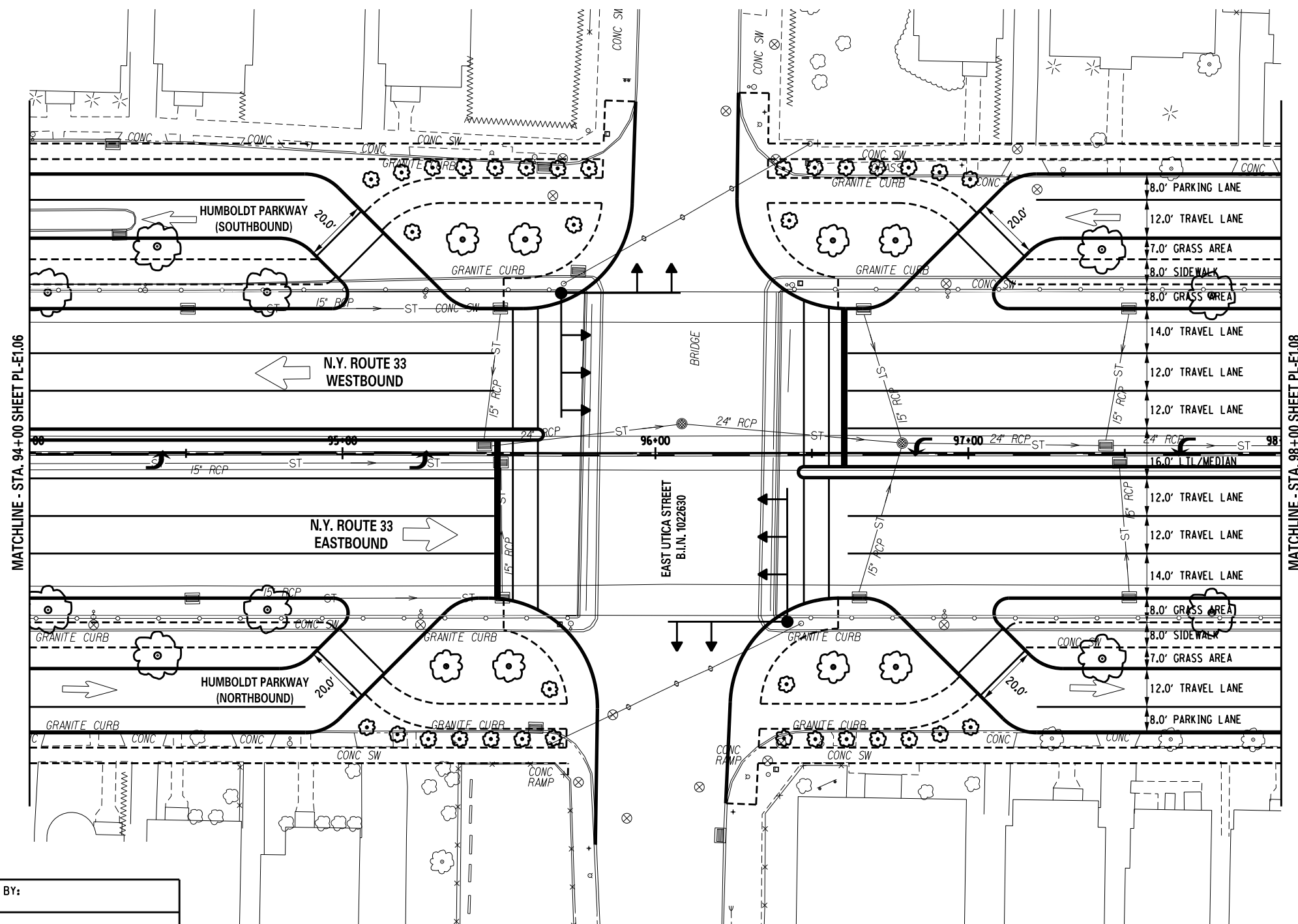

AS BUILT REVISIONS DESCRIPTION OF WORK:	
SIGNATURE _____	DATE _____
DOCUMENT NAME: 551252.cph.pln_A1E1.dgn	

PIN	BRIDGES	CULVERTS
PS&E DATE		
COUNTY:		

ALL DIMENSIONS IN FT UNLESS OTHERWISE NOTED	CONTRACT NUMBER
ROADWAY PLANS SUB-ALTERNATE E1	DRAWING NO. PL-E1.06 SHEET NO.

NEW YORK STATE DEPARTMENT OF TRANSPORTATION REGION 5	LaBella Associates, P.C.
--	-----------------------------





MATCHLINE - STA. 94+00 SHEET PL-E1.06

MATCHLINE - STA. 98+00 SHEET PL-E1.08

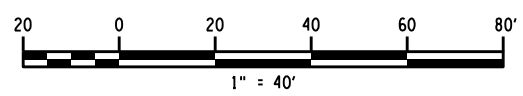
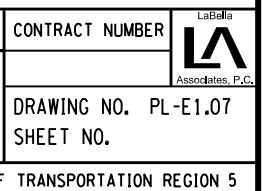
PREPARED BY: ON:	ALTERED BY: ON:
SIGNATURE _____ DATE _____	
DOCUMENT NAME: 551252.cph.pln_A1E1.dgn	

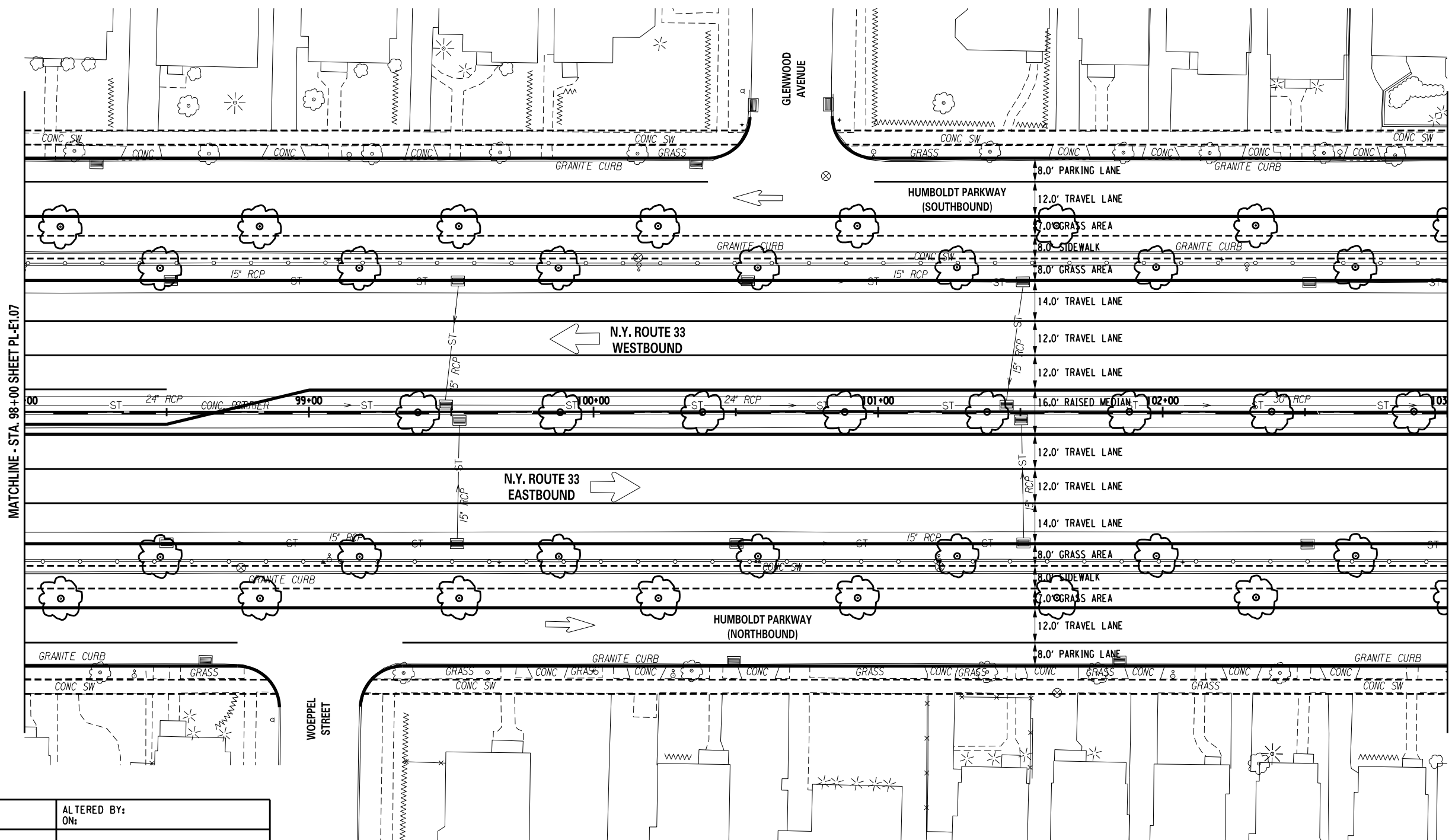
AS BUILT REVISIONS DESCRIPTION OF WORK:	
COUNTY:	

PIN	
PS&E DATE	

BRIDGES	
CULVERTS	

ALL DIMENSIONS IN FT UNLESS OTHERWISE NOTED	CONTRACT NUMBER
ROADWAY PLANS SUB-ALTERNATE E1	DRAWING NO. PL-E1.07 SHEET NO.





MATCHLINE - STA. 98+00 SHEET PL-E1.07

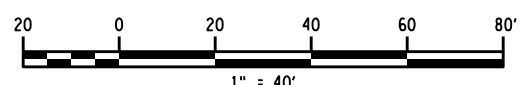
MATCHLINE - STA. 103+00 SHEET PL-E1.09

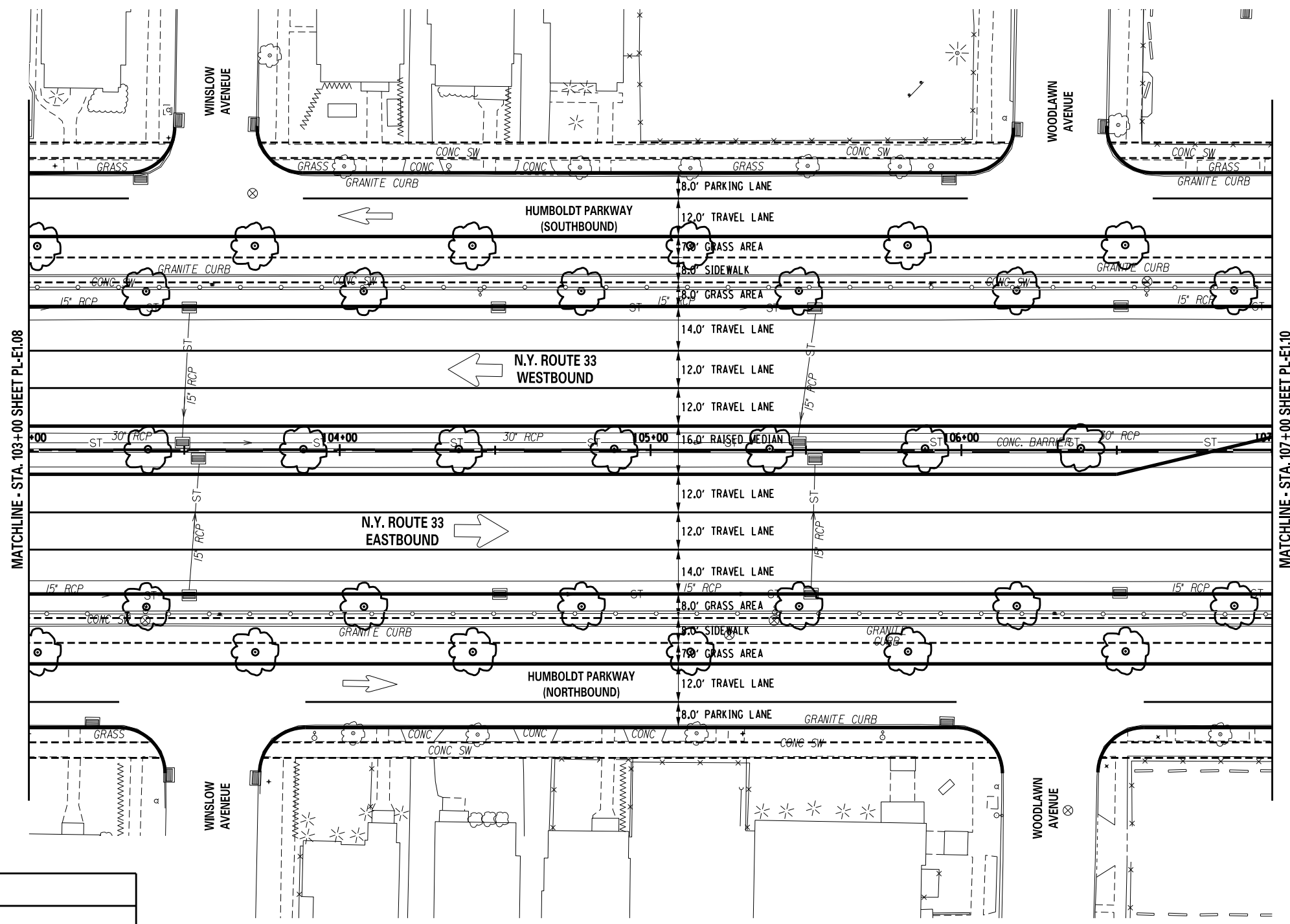

PREPARED BY: ON:	ALTERED BY: ON:
SIGNATURE _____ DATE _____	
DOCUMENT NAME: 551252.cph.pln_A1E1.dgn	

AS BUILT REVISIONS DESCRIPTION OF WORK:	

PIN	BRIDGES	CULVERTS
PS&E DATE		
COUNTY:		

ALL DIMENSIONS IN FT UNLESS OTHERWISE NOTED	CONTRACT NUMBER
ROADWAY PLANS SUB-ALTERNATE E1	DRAWING NO. PL-E1.08 SHEET NO.



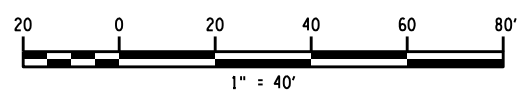


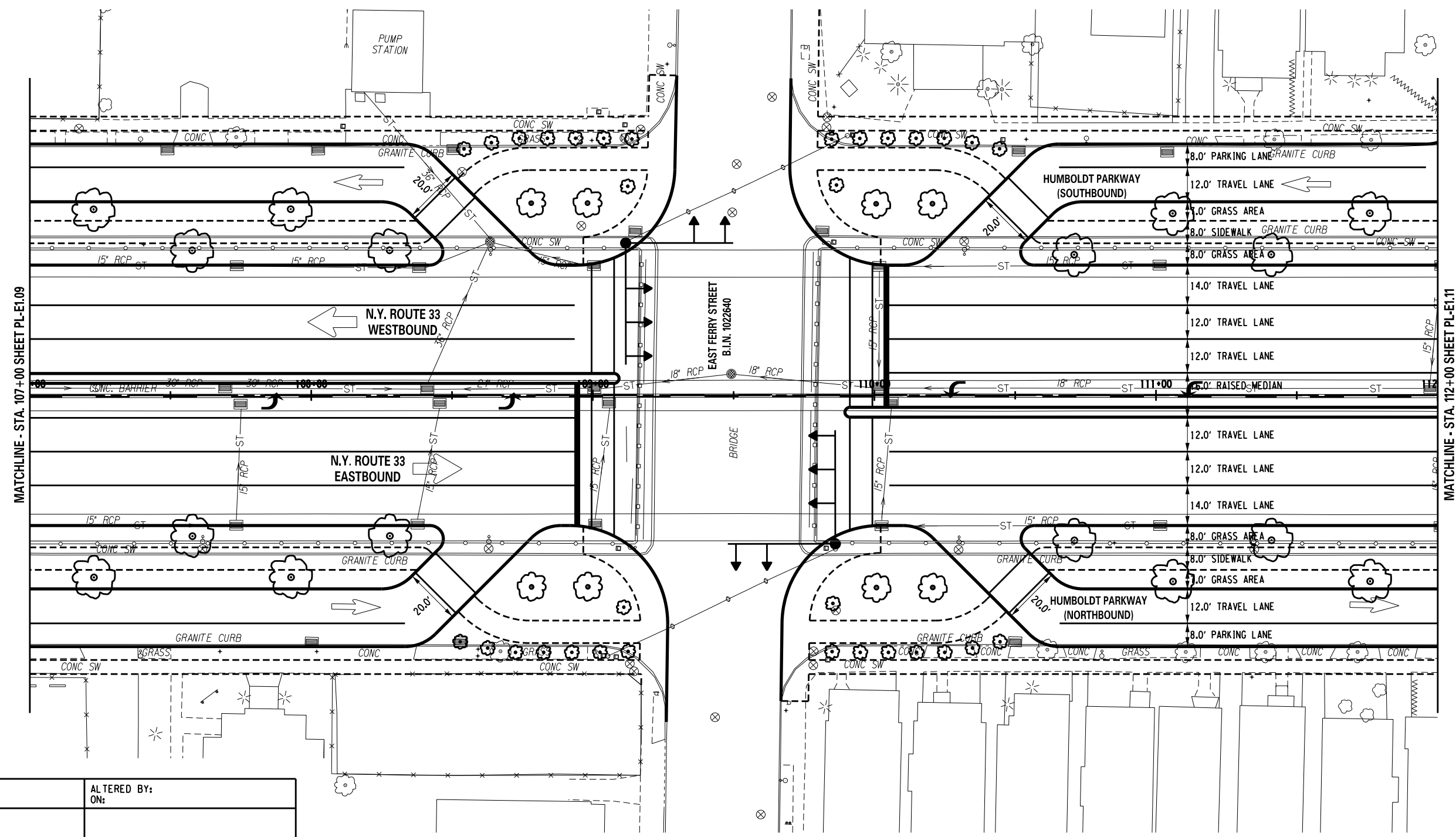
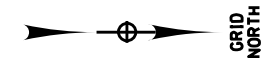
PREPARED BY: ON:	ALTERED BY: ON:
SIGNATURE _____ DATE _____	
DOCUMENT NAME: 551252.cph.pln_A1E1.dgn	

AS BUILT REVISIONS DESCRIPTION OF WORK:	PIN
	PS&E DATE
	COUNTY:

BRIDGES	CULVERTS
ALL DIMENSIONS IN FT UNLESS OTHERWISE NOTED	
ROADWAY PLANS SUB-ALTERNATE E1	

CONTRACT NUMBER
DRAWING NO. PL-E1.09 SHEET NO.





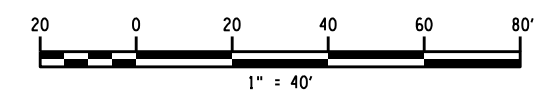
MATCHLINE - STA. 107+00 SHEET PL-E1.09

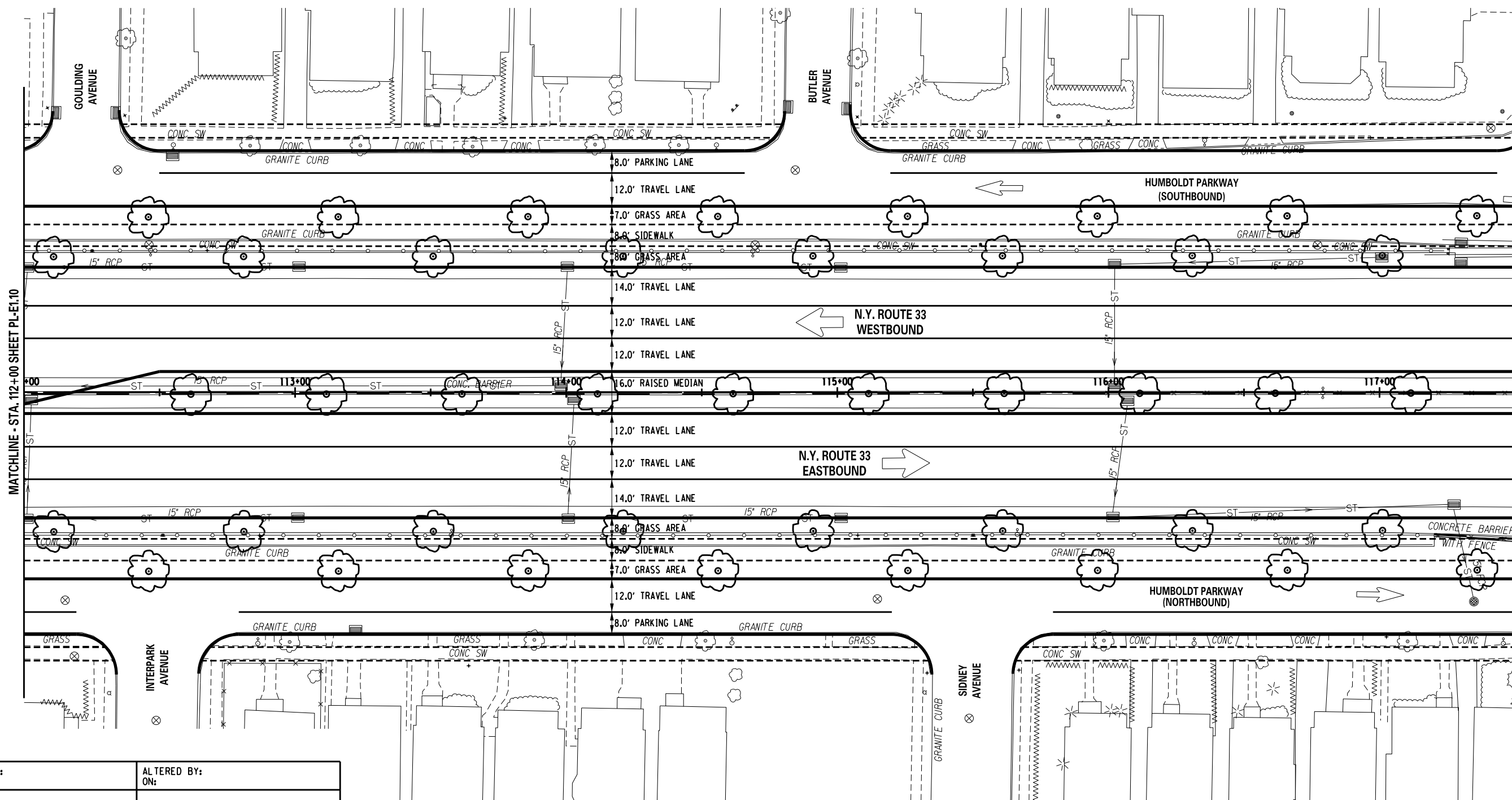
MATCHLINE - STA. 112+00 SHEET PL-E1.11

PREPARED BY: ON:	ALTERED BY: ON:
SIGNATURE _____ DATE _____	
DOCUMENT NAME: 551252.cph.pln_A1E1.dgn	

AS BUILT REVISIONS DESCRIPTION OF WORK:	PIN
	PS&E DATE
COUNTY:	BRIDGES
	CULVERTS

ALL DIMENSIONS IN FT UNLESS OTHERWISE NOTED	CONTRACT NUMBER
ROADWAY PLANS SUB-ALTERNATE E1	DRAWING NO. PL-E1.10 SHEET NO.
NEW YORK STATE DEPARTMENT OF TRANSPORTATION REGION 5	





MATCHLINE - STA. 112+00 SHEET PL-E1.10

MATCHLINE - STA. 117+50 SHEET PL-E1.12

PREPARED BY: ON:	ALTERED BY: ON:
SIGNATURE _____ DATE _____	
DOCUMENT NAME: 551252.cph.pln_A1E1.dgn	

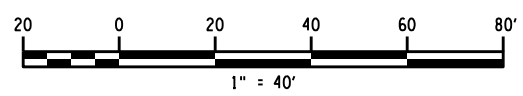
AS BUILT REVISIONS DESCRIPTION OF WORK:	

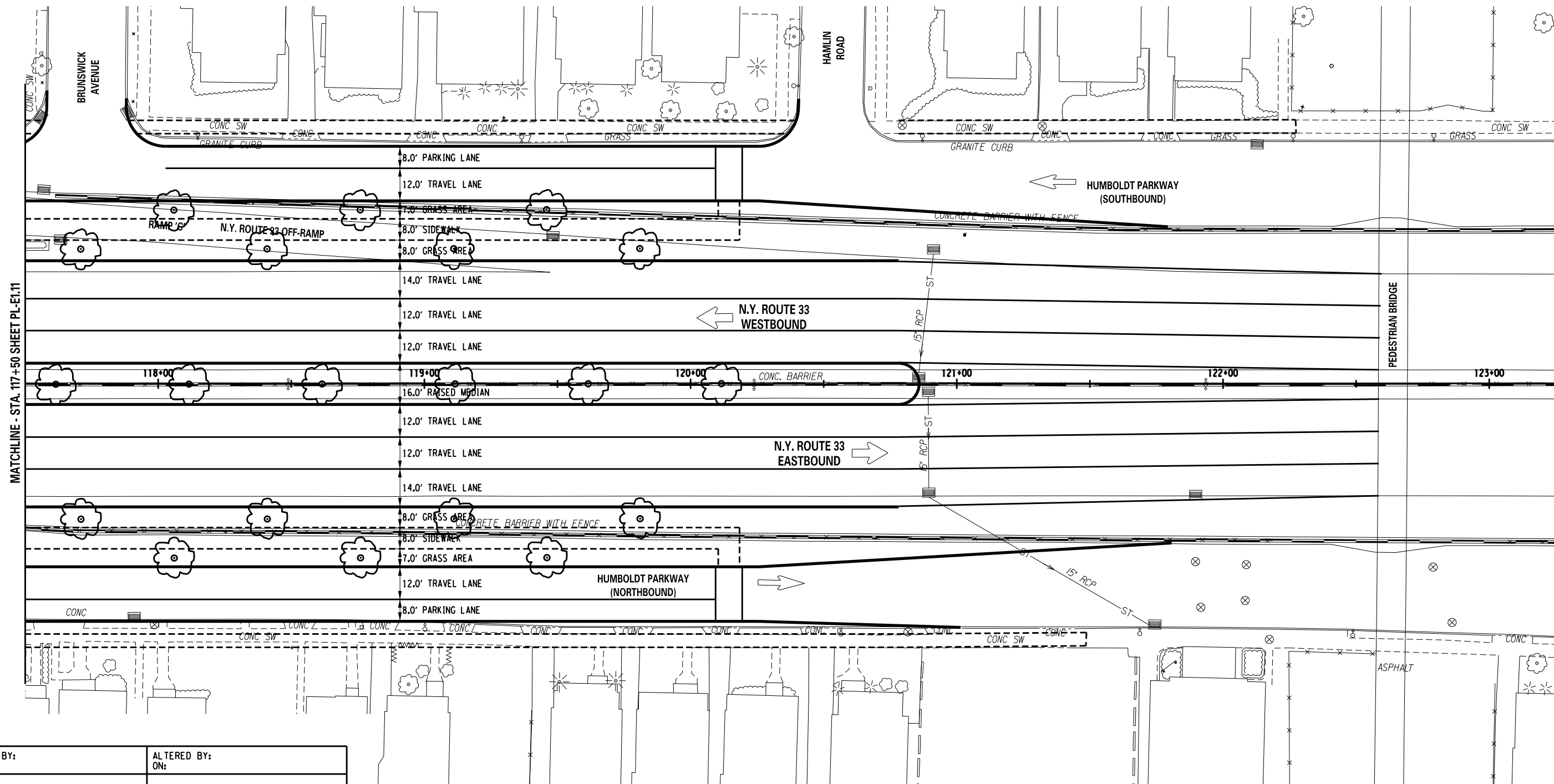
PIN	
PS&E DATE	
COUNTY:	

BRIDGES	
CULVERTS	

ALL DIMENSIONS IN FT UNLESS OTHERWISE NOTED	CONTRACT NUMBER
ROADWAY PLANS SUB-ALTERNATE E1	DRAWING NO. PL-E1.11 SHEET NO.

LaBella Associates, P.C.





PREPARED BY: ON:	ALTERED BY: ON:
SIGNATURE _____ DATE _____	
DOCUMENT NAME: 551252.cph.pln_A1E1.dgn	

AS BUILT REVISIONS DESCRIPTION OF WORK:	PIN
	PS&E DATE
COUNTY:	

BRIDGES	CULVERTS
ALL DIMENSIONS IN FT UNLESS OTHERWISE NOTED	
ROADWAY PLANS SUB-ALTERNATE E1	

CONTRACT NUMBER
DRAWING NO. PL-E1.12 SHEET NO.

NEW YORK STATE DEPARTMENT OF TRANSPORTATION REGION 5
--

